

US00D384696S

United States Patent [19]
Lin

[11] **Patent Number:** **Des. 384,696**
[45] **Date of Patent:** ****Oct. 7, 1997**

[54] **WRITING IMPLEMENT**
[75] **Inventor:** **Yung-Kuan Lin**, Taipei Hsien, Taiwan
[73] **Assignee:** **Maestro Design Co., Ltd.**, Taipei Hsien, Taiwan
[**] **Term:** **14 Years**
[21] **Appl. No.:** **59,074**
[22] **Filed:** **Sep. 3, 1996**
[51] **LOC (6) Cl.** **19-06**
[52] **U.S. Cl.** **D19/50; D19/46; D19/51; D19/49**
[58] **Field of Search** **D19/35, 36, 41-51, D19/53-58, 81-85; 401/99, 209, 88**

D. 62,613 7/1923 Kristofek D19/50 X
D. 62,614 7/1923 Kristofek D19/50 X
D. 325,398 4/1992 Von Elder et al. D19/49

Primary Examiner—Martie Thompson
Attorney, Agent, or Firm—Alfred Lei

[57] **CLAIM**

The ornamental design for a writing implement, as shown and described.

DESCRIPTION


FIG. 1 is a perspective view of a writing implement showing my new design;
FIG. 2 is a front view thereof;
FIG. 3 is a rear view thereof;
FIG. 4 is a left side elevational view thereof;
FIG. 5 is a right side elevational view thereof;
FIG. 6 is a top plan view thereof; and,
FIG. 7 is a bottom plan view thereof.

[56] **References Cited**

U.S. PATENT DOCUMENTS

D. 62,221 4/1923 Kristofek D19/50 X

1 Claim, 4 Drawing Sheets






FIG. 1





FIG. 2

FIG. 3

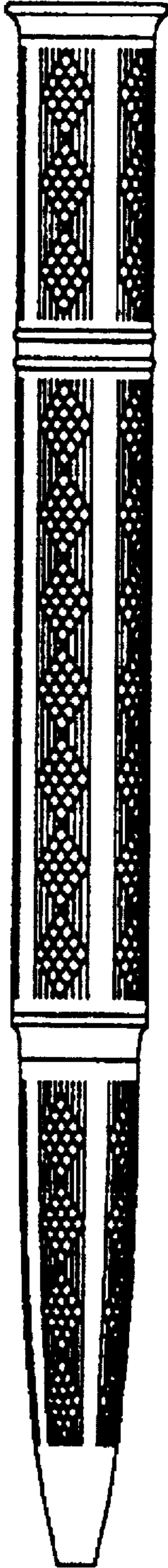


FIG. 4




FIG. 5




FIG. 6



FIG. 7