



US00D384669S

United States Patent [19]

Collier

[11] Patent Number: **Des. 384,669**

[45] Date of Patent: ****Oct. 7, 1997**

[54] **REMOTE CONTROL ACCESSORY**

[76] Inventor: **Robert Collier**, 18 Farview Rd.,
Chalfont, Pa. 18914

[**] Term: **14 Years**

[21] Appl. No.: **47,529**

[22] Filed: **Dec. 6, 1995**

[51] LOC (6) Cl. **14-03**

[52] U.S. Cl. **D14/218; D3/207; D19/34**

[58] Field of Search **D3/207; D14/218;**
D19/34; 40/299; 116/208, 237; 224/901;
428/4

[56] **References Cited**

U.S. PATENT DOCUMENTS

D. 314,589	2/1991	Cooley	D19/34
D. 335,217	5/1993	Seitz	D3/207
2,096,354	10/1937	Bershad	D19/34 X
3,785,337	1/1974	Flowerday	116/114 R
3,848,271	11/1974	Goele	2/338
3,898,951	8/1975	Clare	116/119
4,101,873	7/1978	Anderson et al.	340/539
4,109,605	8/1978	Bachli	116/22 A
4,134,154	1/1979	Faulkner	2/338
4,157,166	6/1979	Voelker	248/317

4,265,195	5/1981	Higgins	116/209
4,335,490	6/1982	Teachout	24/114.5
4,489,867	12/1984	Schwemberger	D3/207 X
4,507,653	3/1985	Bayer	340/539
4,742,796	5/1988	Halsey	116/209
4,770,114	9/1988	Malone	116/200
4,976,056	12/1990	Roberts	D19/34 X

Primary Examiner—Sandra L. Morris
Attorney, Agent, or Firm—Woodcock Washburn Kurtz
Mackiewicz & Norris LLP

[57] **CLAIM**

An ornamental design for a remote control accessory, as shown and described.

DESCRIPTION

FIG. 1 is a reduced perspective view of a remote control accessory, showing my new design, the broken lines showing a remote control being for illustrative purposes only, and forms no part of the claimed design.

FIG. 2 is a bottom plan view thereof;


FIG. 3 is a top plan view thereof;

FIG. 4 is a side elevation view thereof;

FIG. 5 is a front elevation view thereof; and,

FIG. 6 is a rear elevation view thereof.

1 Claim, 1 Drawing Sheet



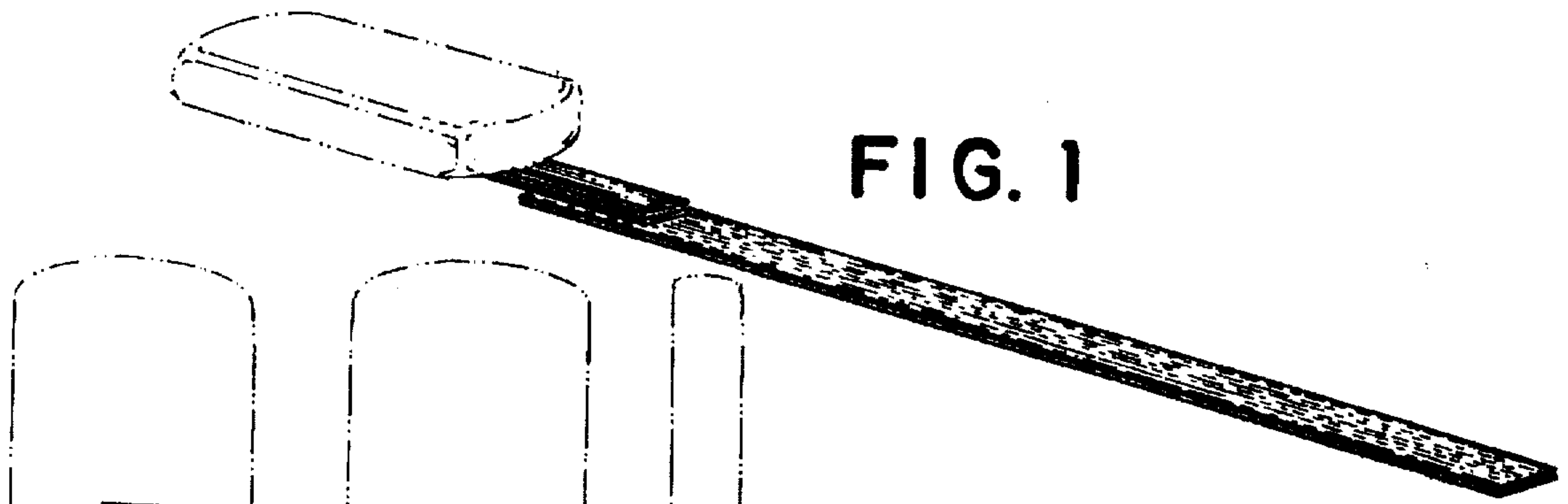


FIG. 1




FIG. 2




FIG. 3

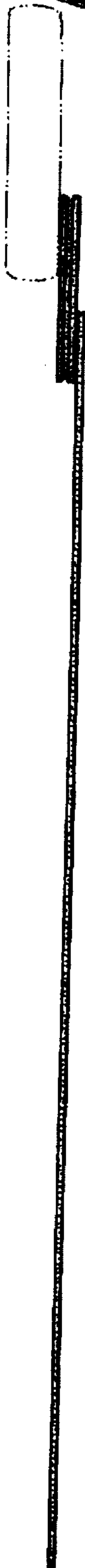


FIG. 4




FIG. 5




FIG. 6