



US00D384662S

United States Patent [19]

Nagele et al.

[11] Patent Number: **Des. 384,662**

[45] Date of Patent: ****Oct. 7, 1997**

[54] **PORTABLE TELEPHONE**

[75] Inventors: **Albert L. Nagele**, Wilmette; **Leonid Soren**, Lincolnwood, both of Ill.; **Michael P. McAndrews**, Boca Raton, Fla.; **Chris A. Murzanski**, Cary, Ill.

[73] Assignee: **Motorola, Inc.**, Schaumburg, Ill.

[**] Term: **14 Years**

[21] Appl. No.: **58,999**

[22] Filed: **Aug. 30, 1996**

[51] LOC (6) Cl. **14-03**

[52] U.S. Cl. **D14/138**

[58] Field of Search D14/137, 138, D14/140, 142, 147-151, 240, 248; 379/58-61, 419, 420, 428, 440, 433, 436, 455, 454; 455/89, 90

[56] **References Cited**

U.S. PATENT DOCUMENTS

- D. 343,172 1/1994 Watanabe D14/138
- D. 343,616 1/1994 Nagele et al. D14/138
- D. 356,309 3/1995 Taylor D14/138
- D. 367,649 3/1996 Richards et al. D14/147 X
- D. 369,599 5/1996 Wang D14/138

- D. 370,671 6/1996 Lam et al. D14/147 X
- D. 375,732 11/1996 Lindeman et al. D14/138
- D. 376,143 12/1996 Biskup et al. D14/138
- 5,327,584 7/1994 Adachi et al. 455/89
- 5,542,106 7/1996 Krenz et al. 455/90
- 5,577,269 11/1996 Ludewig 455/90

Primary Examiner—Jeffrey Asch
Attorney, Agent, or Firm—Donald C. Kordich

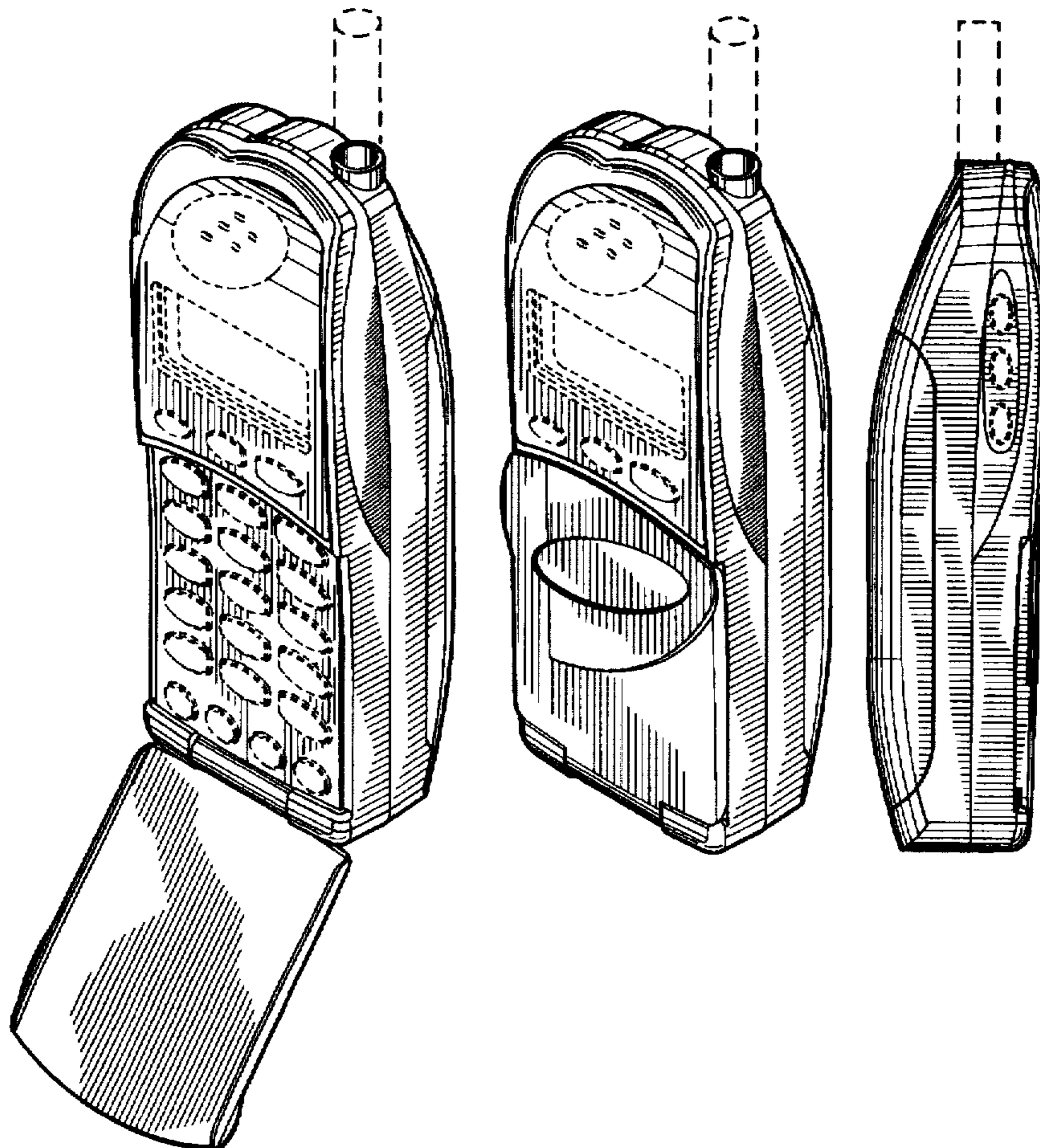
[57] **CLAIM**

The ornamental design for the portable telephone, as shown and described.

DESCRIPTION

FIG. 1 is a perspective view of the portable telephone with the keypad cover in the open position;
 FIG. 2 is a perspective view of the portable telephone with the keypad cover in the closed position;
 FIG. 3 is a left elevational view of the portable telephone with the keypad cover in the closed position;
 FIG. 4 is a rear elevational view of the portable telephone with the keypad cover in the closed position; and,
 FIG. 5 is a bottom plan view of the portable telephone with the keypad cover in the closed position.
 The broken line disclosure in FIGS. 1-5 is for illustrative purposes only and forms no part of the claimed design.

1 Claim, 3 Drawing Sheets



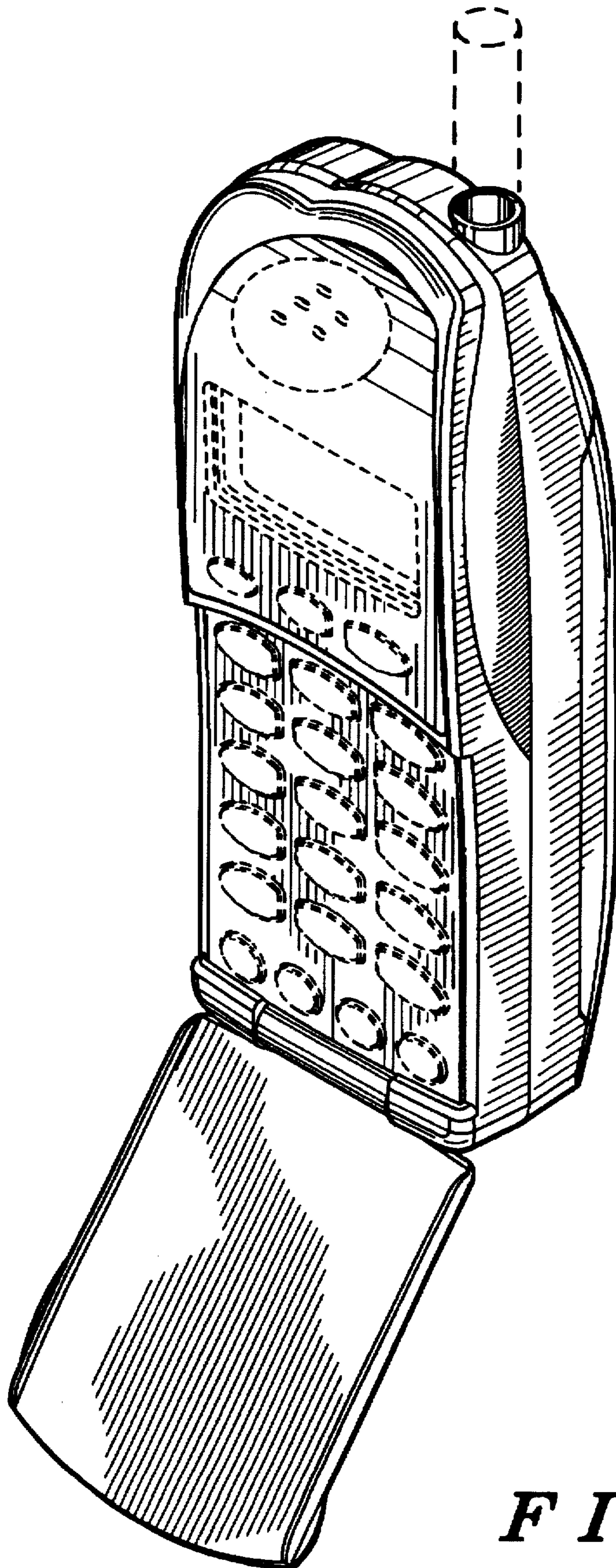


FIG. 1

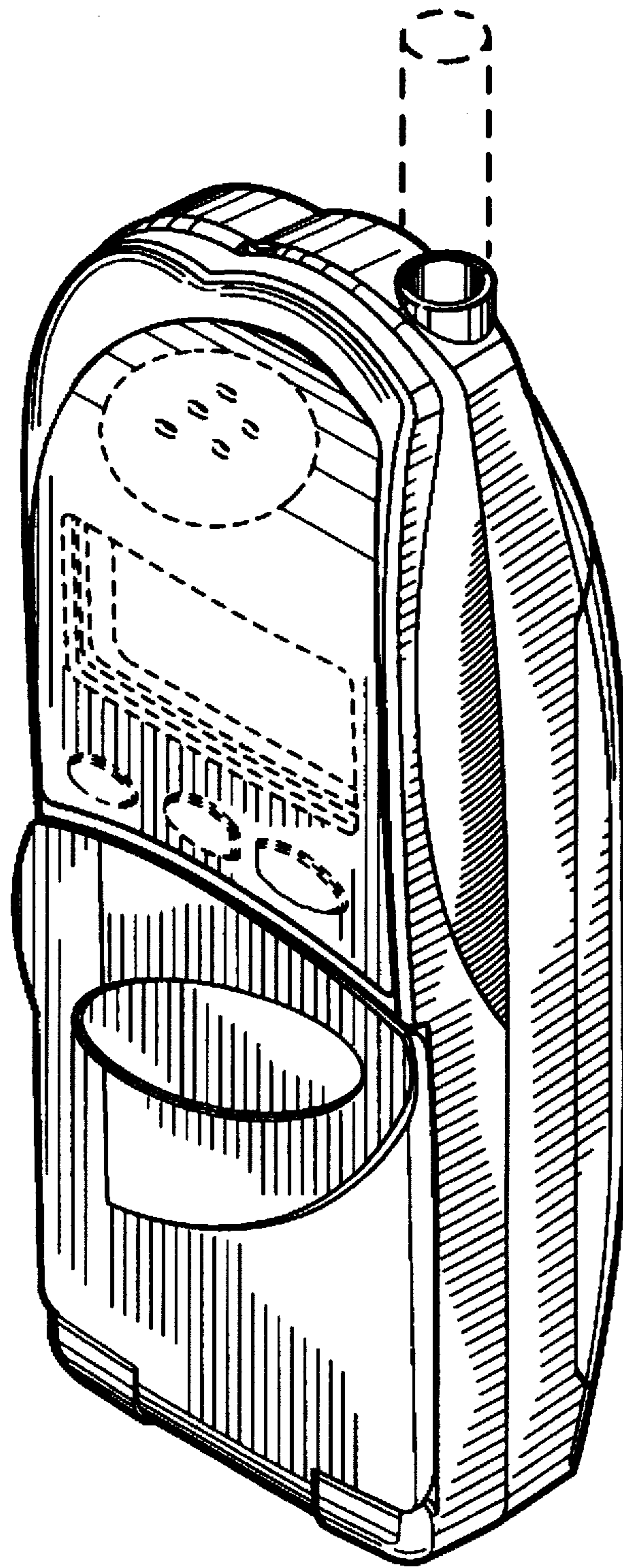


FIG. 2

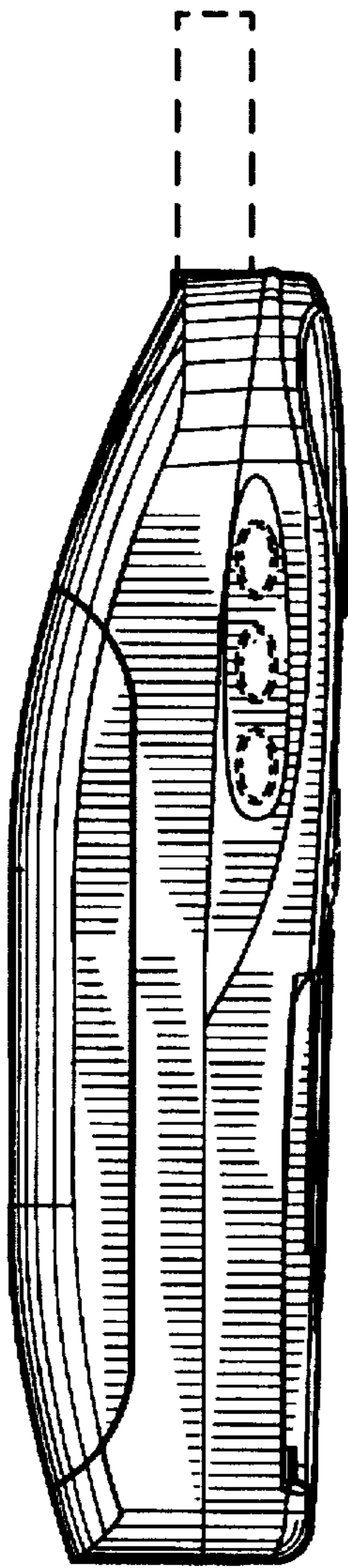


FIG. 3

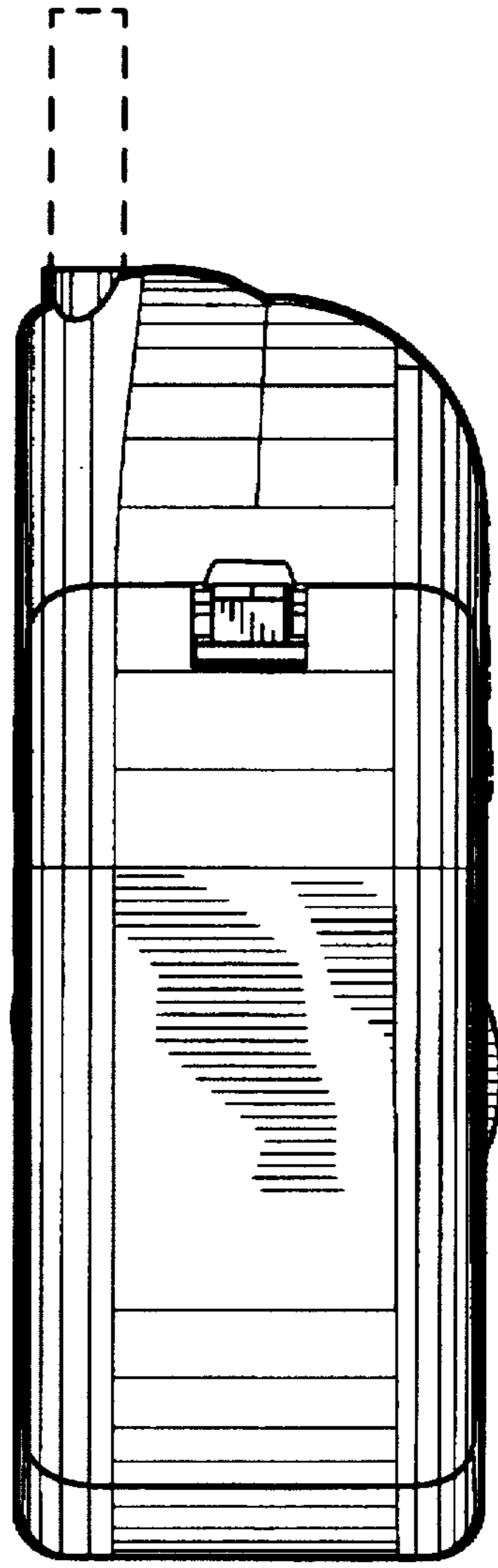


FIG. 4

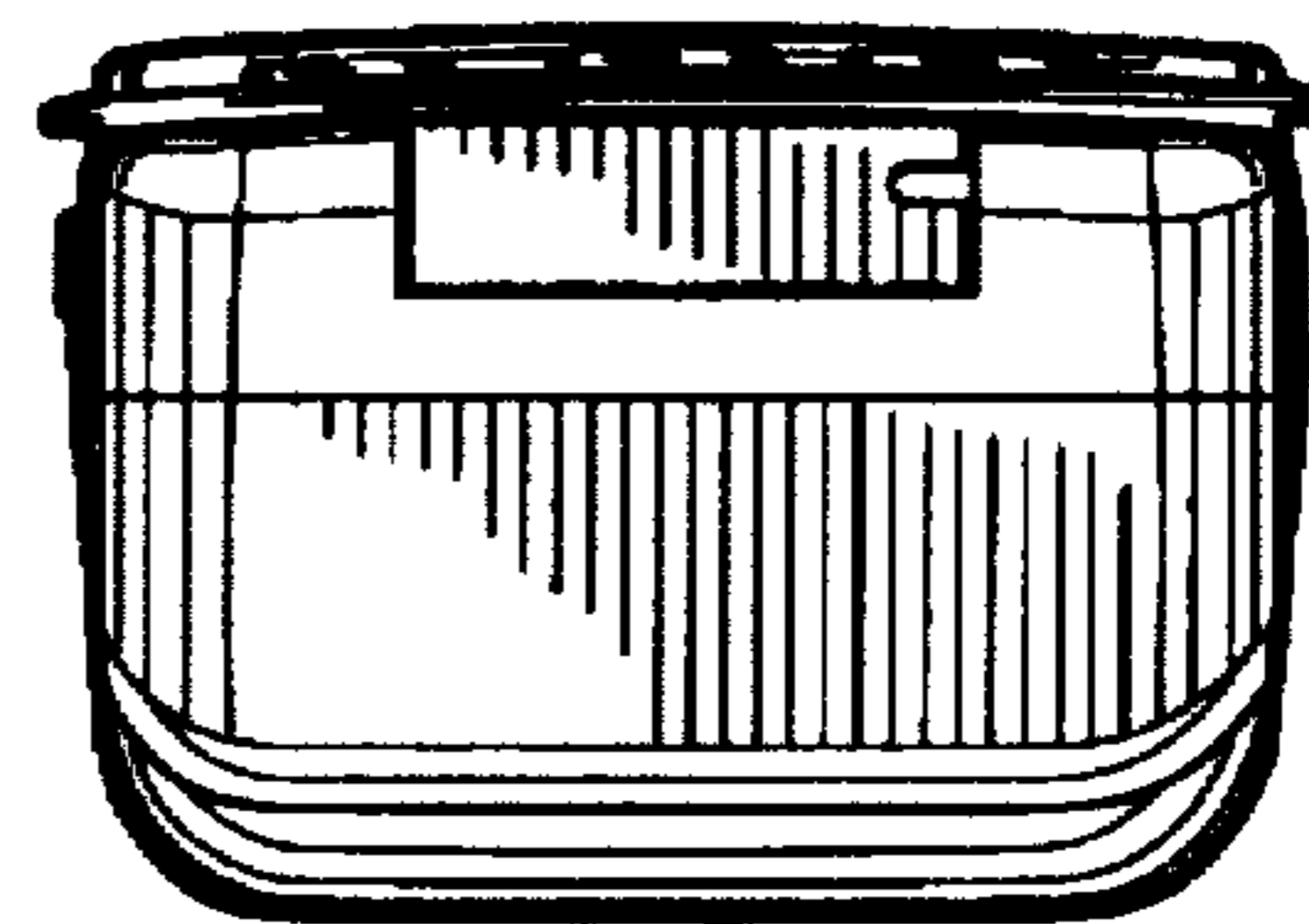


FIG. 5