



US00D384661S

United States Patent [19]

[11] Patent Number: **Des. 384,661**

Burrell et al.

[45] Date of Patent: ****Oct. 7, 1997**

[54] **PORTABLE HANDHELD COMBINATION
GPS AND COMMUNICATION
TRANSCEIVER**

[75] Inventors: **Jonathan C. Burrell; Lawrence W. Beason; Gary L. Burrell**, all of Olathe; **David J. Laverick**, Overland Park, all of Kans.

[73] Assignee: **Garmin Corporation**, Olathe, Kans.

[**] Term: **14 Years**

[21] Appl. No.: **58,918**

[22] Filed: **Aug. 28, 1996**

[51] LOC (6) Cl. **14-03**

[52] U.S. Cl. **D14/137**

[58] **Field of Search** **D14/124, 257, D14/137, 138, 140, 142, 147-151, 155, 159, 188, 299, 192-198; 379/433-436, 419, 420, 428, 440, 58-61, 454, 455; 455/73, 89, 90, 100, 128, 347**

[56] **References Cited**

U.S. PATENT DOCUMENTS

D. 274,246	6/1984	Aoijs	D14/194
D. 290,842	7/1987	Schied et al.	D14/137
D. 301,882	6/1989	Watanabe	D14/140
D. 302,271	7/1989	Watanabe	D14/140
D. 324,518	3/1992	Ichimura	D14/137
D. 325,907	5/1992	Dickson	D14/137
D. 326,450	5/1992	Watanabe	D14/138
D. 337,582	7/1993	Lewo	D14/144
D. 348,878	7/1994	Lindeman et al.	D14/137
1,638,716	8/1927	Surles .	
3,130,970	4/1964	Hutsell	273/85
3,583,149	6/1971	Ganter	58/23
3,959,610	5/1976	Finnegan et al.	455/90 X
4,050,798	9/1977	Boggs	353/35

4,718,110	1/1988	Schaefer	455/347 X
4,969,647	11/1990	Mical et al.	273/85
4,984,295	1/1991	Engstrom et al.	455/89 X
5,038,400	8/1991	Baracat et al.	455/347 X
5,103,377	4/1992	Kobayashi et al.	361/394
5,184,830	2/1993	Okada et al.	273/433
5,204,817	4/1993	Yoshida	364/449
5,246,790	9/1993	Mooney et al.	429/7
5,297,051	3/1994	Arakawa et al.	364/449
5,322,991	6/1994	Hanson	455/89 X
5,333,116	7/1994	Hawkins et al.	364/708.1
5,358,135	10/1994	Robbins et al.	220/337
5,435,789	7/1995	Fraker et al.	364/460

FOREIGN PATENT DOCUMENTS

63-67032A	3/1988	Japan	455/90
-----------	--------	-------------	--------

OTHER PUBLICATIONS

C Q Magazine Jul. 1980, p. 64, Yaesu FT-207R.

Primary Examiner—Jeffrey Asch

Attorney, Agent, or Firm—Kokjer, Kircher, Bowman & Johnson

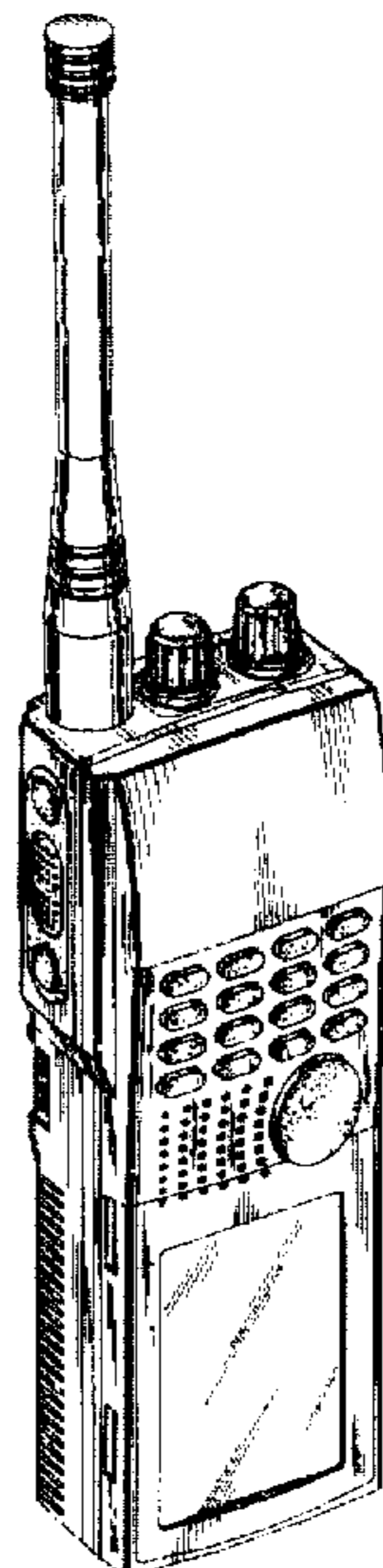
[57] **CLAIM**

The ornamental design for a portable handheld combination GPS and communication transceiver, as shown and described.

DESCRIPTION

FIG. 1 is a perspective view of a portable handheld combination GPS & communication transceiver according to the present invention;
FIG. 2 is a front elevation view thereof;
FIG. 3 is a left side elevation of FIG. 2 thereof;
FIG. 4 is a right side elevation of FIG. 2 thereof;
FIG. 5 is a rear elevation thereof;
FIG. 6 is a top plan view thereof; and,
FIG. 7 is a bottom plan view thereof.

1 Claim, 3 Drawing Sheets



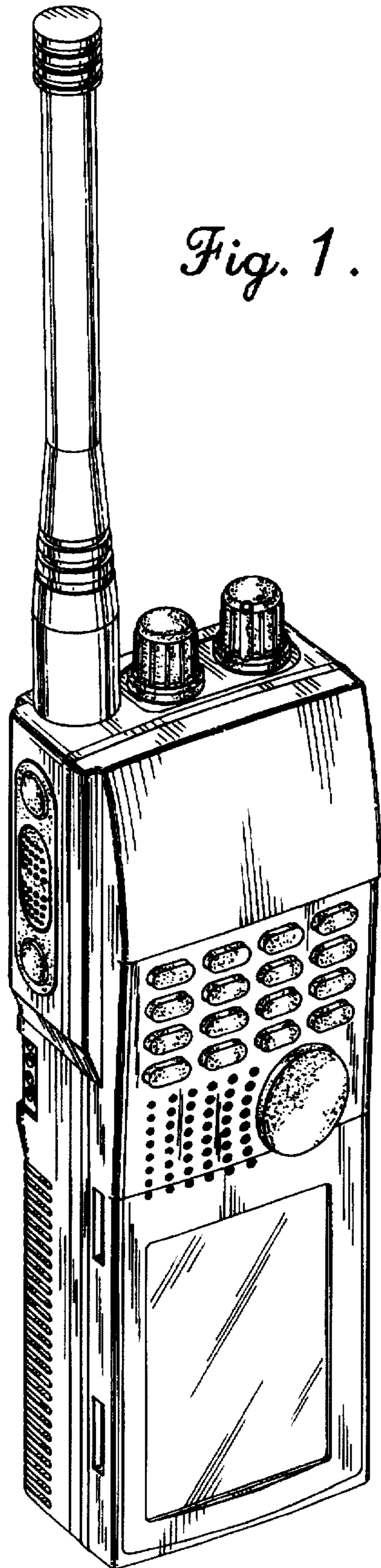


Fig. 1.




Fig. 2.




Fig. 3.

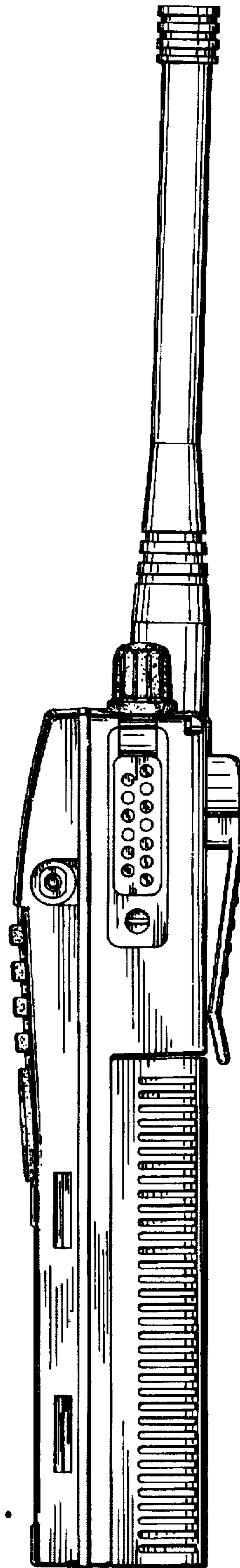


Fig. 4.

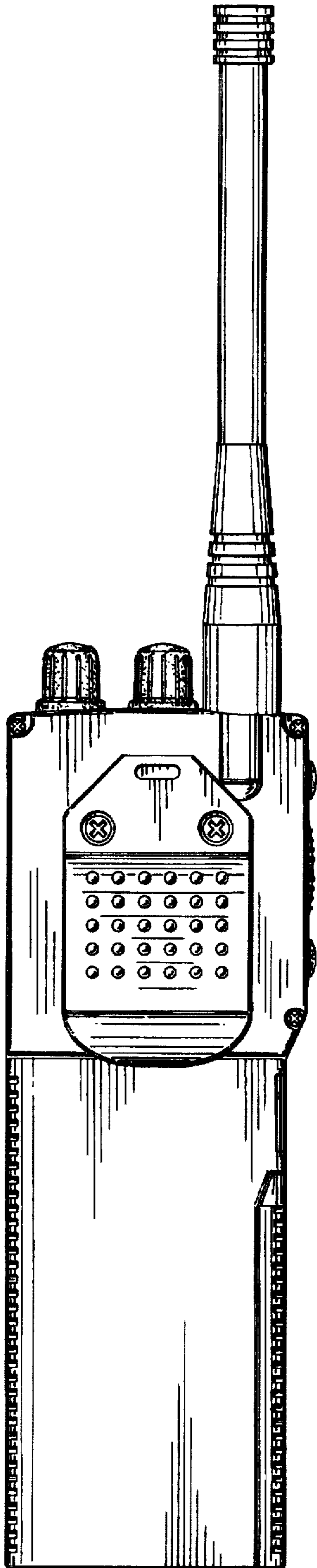


Fig. 5.




Fig. 6.

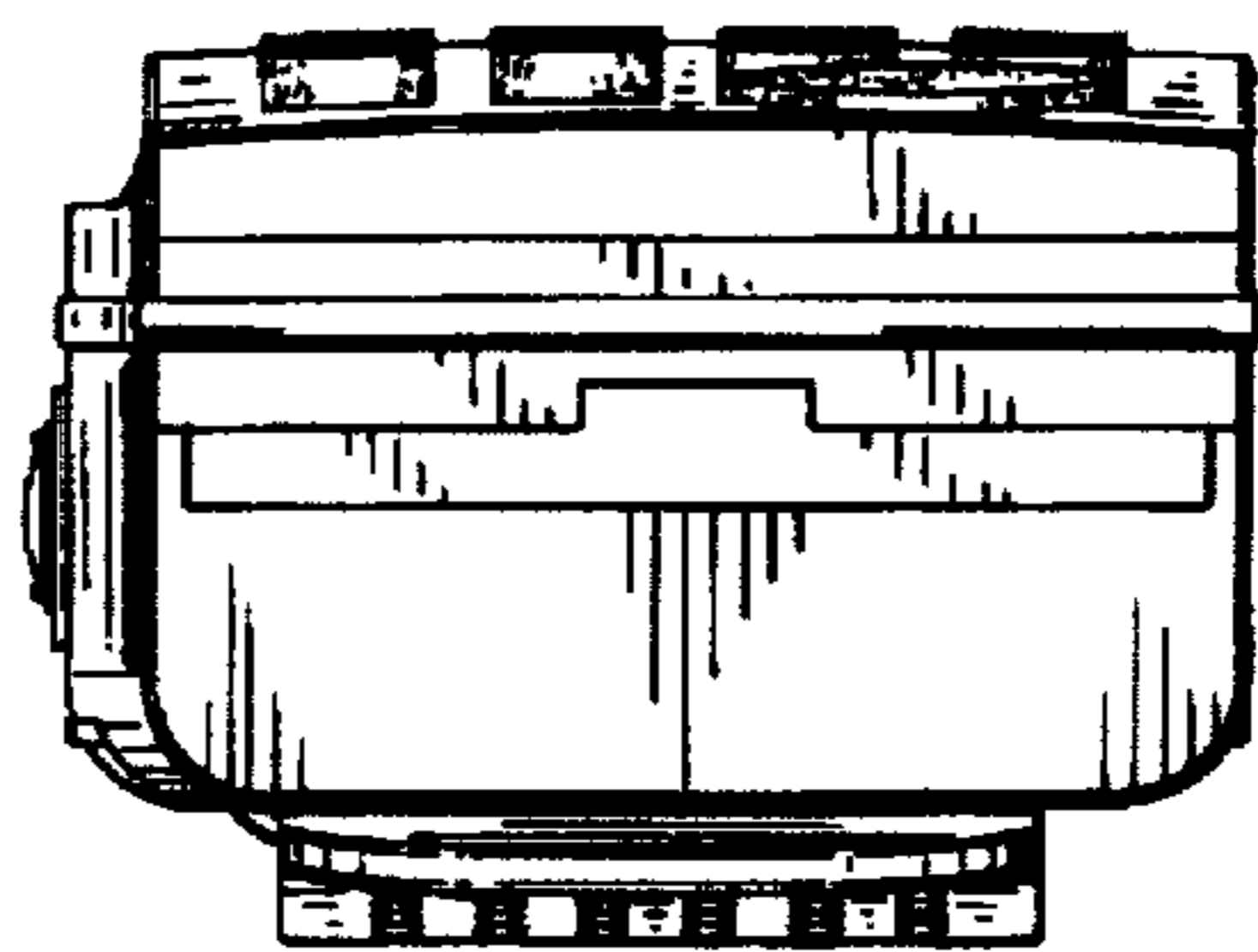


Fig. 7.