



US00D384652S

**United States Patent** [19]  
**Yamazaki**

[11] **Patent Number:** **Des. 384,652**  
[45] **Date of Patent:** **\*\*Oct. 7, 1997**

[54] **PORTABLE PERSONAL COMPUTER**

[75] **Inventor:** **Kazuhiko Yamazaki**, Hiratsuka, Japan

[73] **Assignee:** **International Business Machines Corporation**, Armonk, N.Y.

[\*\*] **Term:** **14 Years**

[21] **Appl. No.:** **51,577**

[22] **Filed:** **Mar. 13, 1996**

[30] **Foreign Application Priority Data**

Sep. 13, 1995 [JP] Japan ..... 7-027091

[51] **LOC (6) Cl.** ..... **14-02**

[52] **U.S. Cl.** ..... **D14/106**

[58] **Field of Search** ..... D14/100, 101,  
D14/106, 113, 115; D18/1, 7; 235/145 A,  
145 R; 341/22, 23; 345/104, 156, 168,  
173; 361/680-686; 364/708.1; 400/486,  
489

[56] **References Cited**

**U.S. PATENT DOCUMENTS**

D. 364,387 11/1995 Chiba et al. .... D14/106  
D. 368,898 4/1996 Nakada ..... D14/106

*Primary Examiner*—Freda Nunn

*Attorney, Agent, or Firm*—Daniel E. McConnell

[57] **CLAIM**

The ornamental design for a portable personal computer, as shown and described.

**DESCRIPTION**

FIG. 1 is a front, top and right side view of a portable personal computer according to the present invention with its lid being in open position;

FIG. 2 is a front elevational view thereof with its lid being in closed position;

FIG. 3 is a rear elevational view thereof with its lid being in closed position;

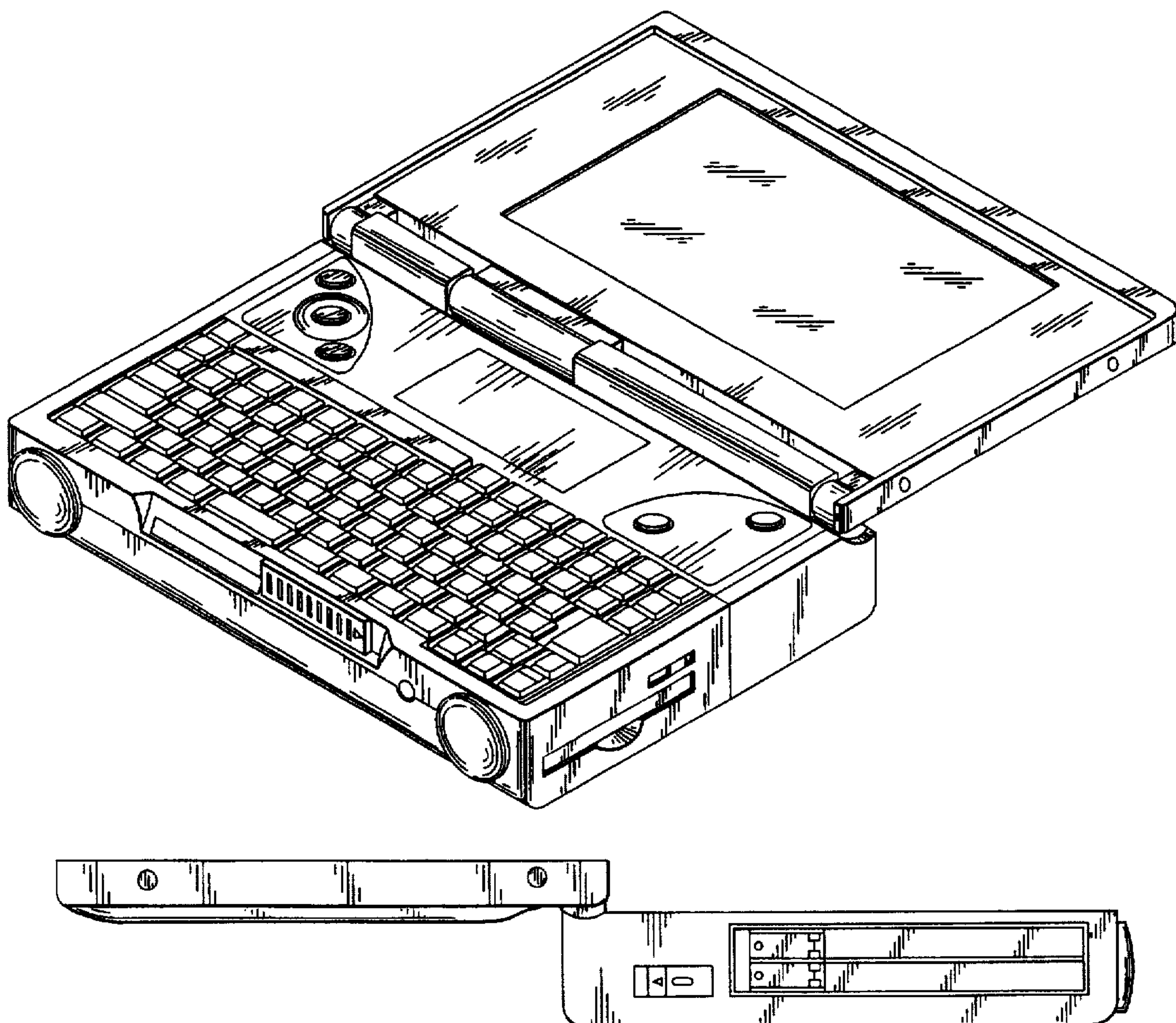
FIG. 4 is a bottom plan view thereof with its lid being in open position;

FIG. 5 is a top plan view thereof with its lid being in open position;

FIG. 6 is a right side elevational view thereof with its lid being in open position; and,

FIG. 7 is a left side elevational view thereof with its lid being in open position.

**1 Claim, 5 Drawing Sheets**



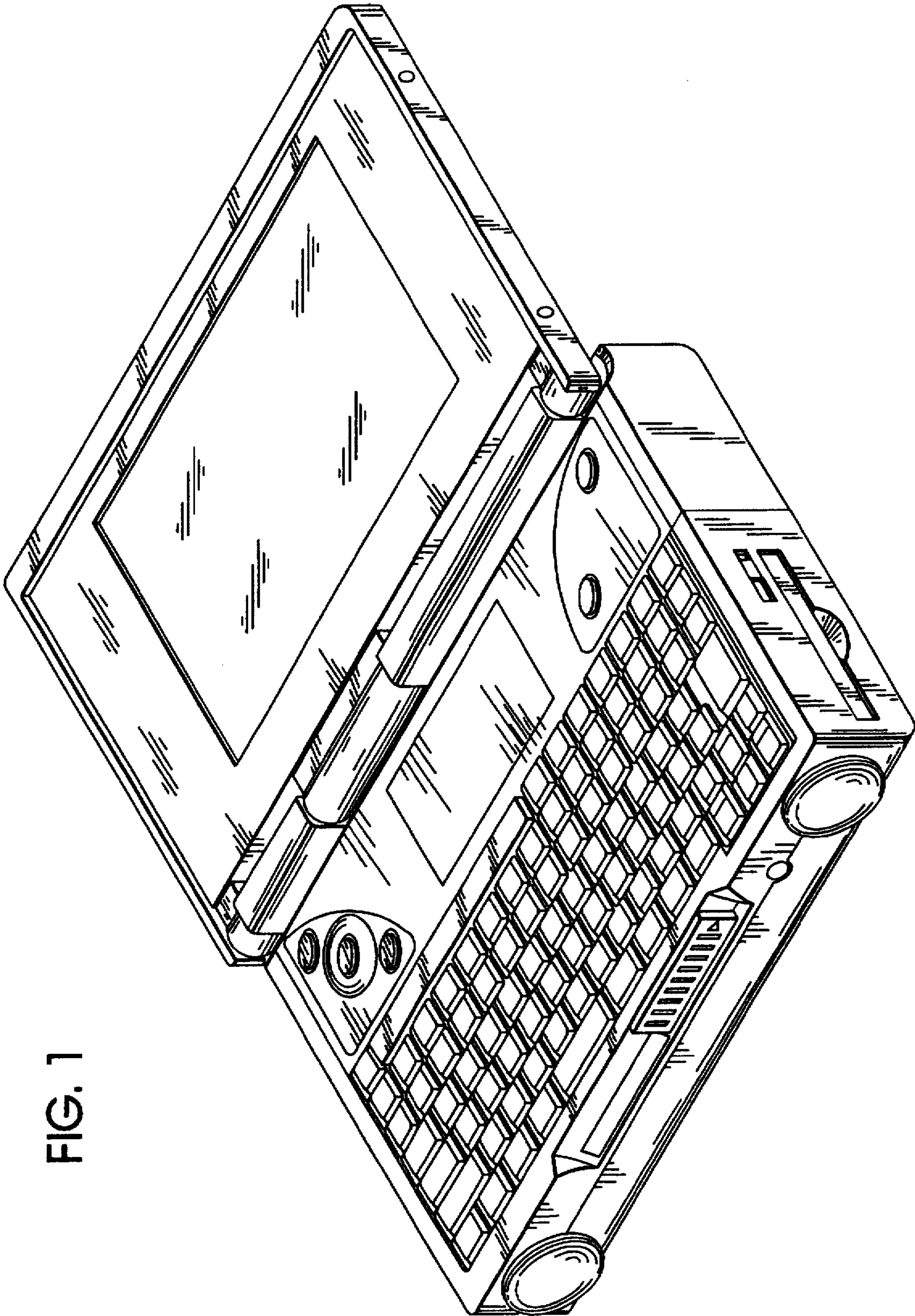


FIG. 1



FIG. 2

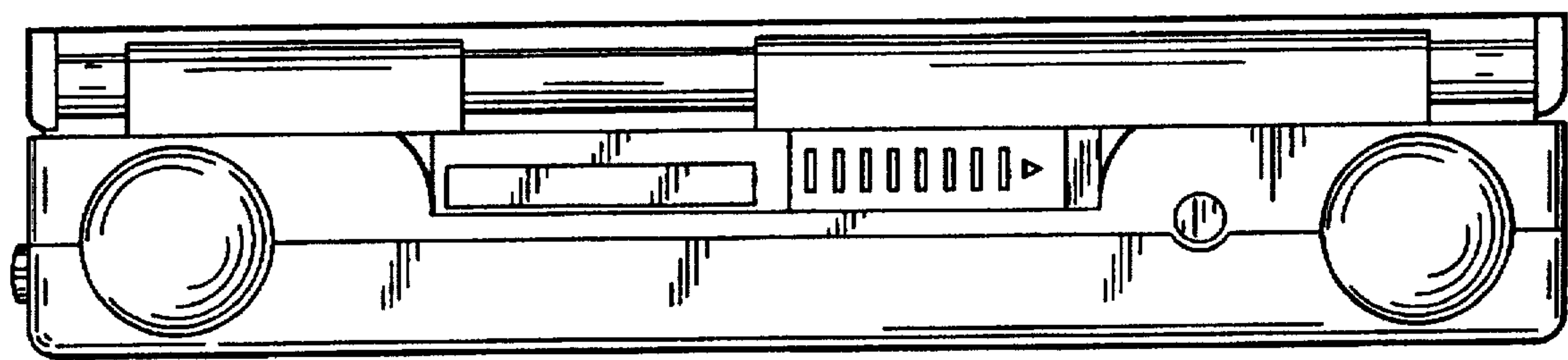


FIG. 3

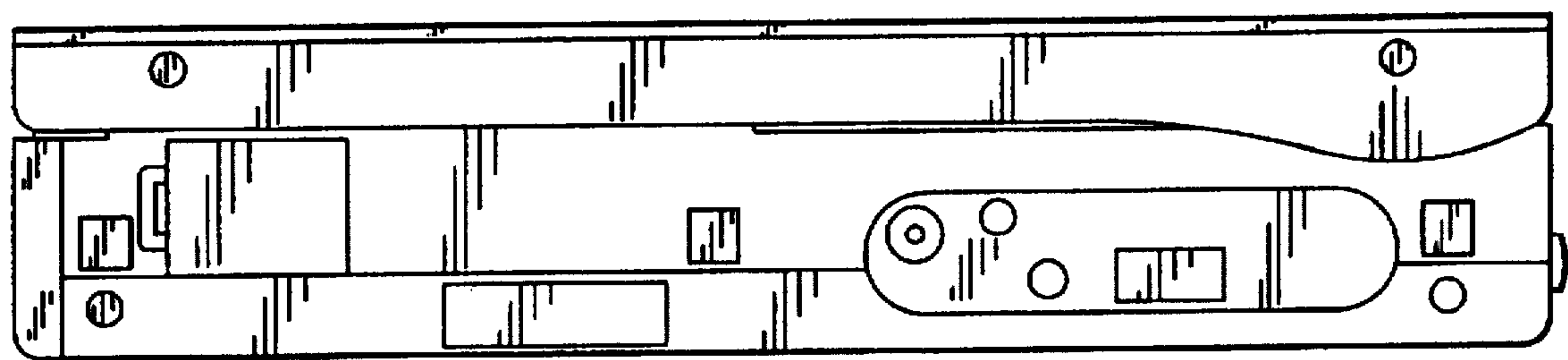


FIG. 4

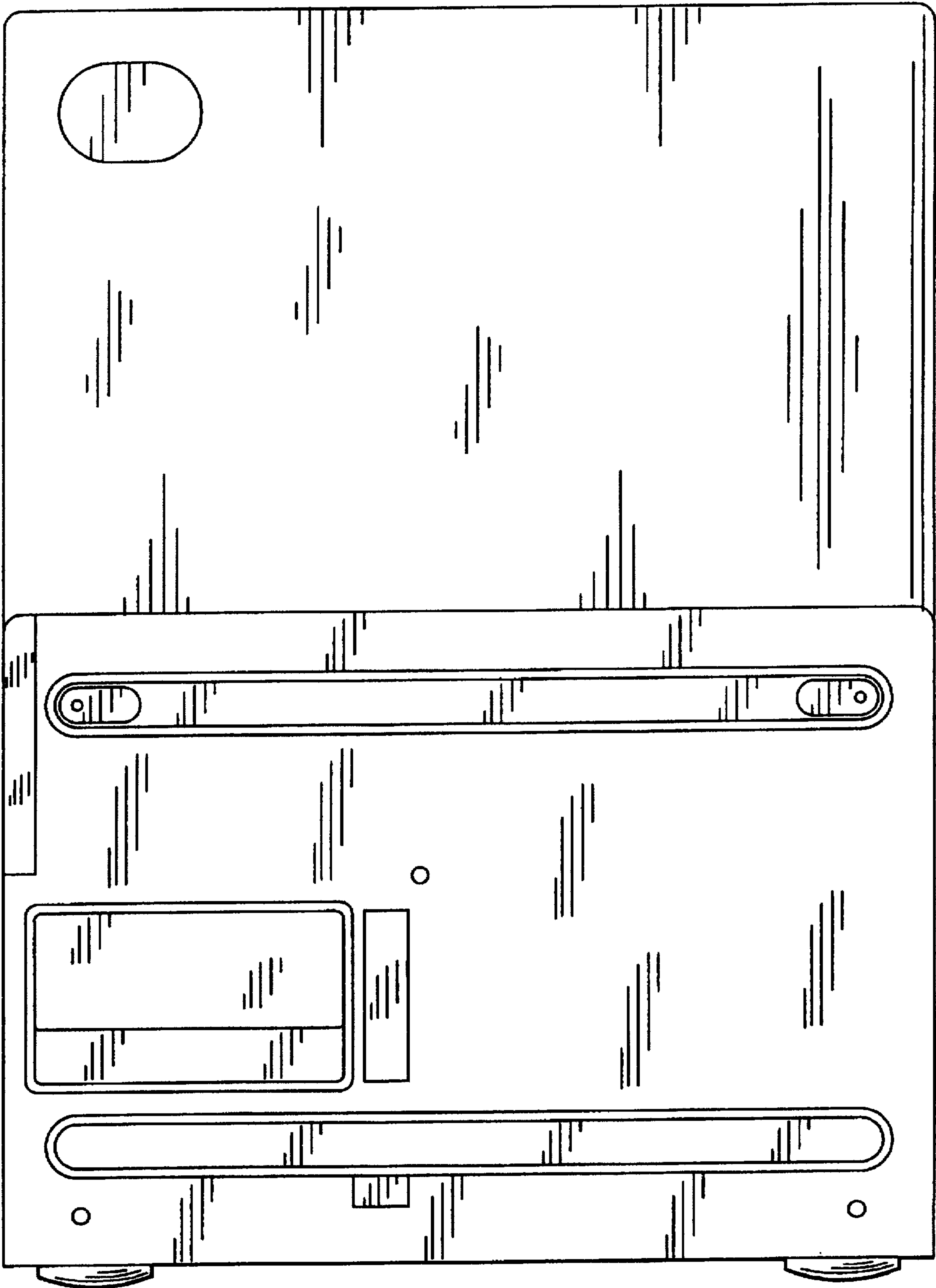


FIG. 5




FIG 6

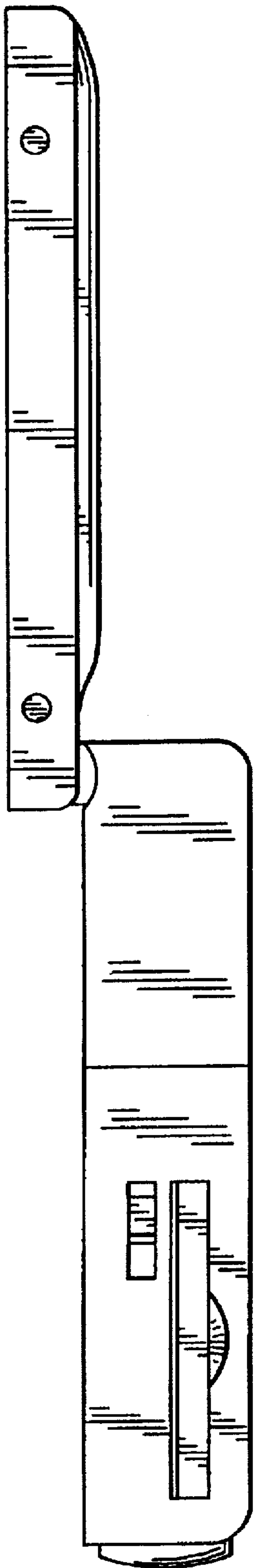


FIG 7

