



US00D384646S

United States Patent [19]

Miller et al.

[11] Patent Number: **Des. 384,646**

[45] Date of Patent: ****Oct. 7, 1997**

[54] **LIGHT SWITCH**

3,501,603 3/1970 Wilcox 200/330 X
5,221,814 6/1993 Colbaugh et al. 174/66

[76] Inventors: **Chi K. Miller**, 11711 SW. 128th Ave. SW., Tigard, Oreg. 97223; **Robert Brockgreitens**, 1004 Tompkins St., St. Charles, Mo. 63301; **William C. Hardin**, 3396 Cottonwood Dr., St. Charles, Mo. 63301

Primary Examiner—A. Hugo Word
Assistant Examiner—Lavone Tabor
Attorney, Agent, or Firm—Curtis L. Harrington

[**] Term: **14 Years**

[57] **CLAIM**

The ornamental design for a light switch, as shown and described.

[21] Appl. No.: **50,643**

DESCRIPTION

[22] Filed: **Feb. 21, 1996**

[51] **LOC (6) Cl.** **13-03**

[52] **U.S. Cl.** **D13/170**

[58] **Field of Search** D13/158, 169, D13/170, 174, 177; 200/329-330, 339, 547-551, 553, 563; 174/48, 49, 50, 53, 66, 67; 220/4.02, 241; D8/350, 353

FIG. 1 is a perspective view of the light switch of the present invention;

FIG. 2 is a top view of the light switch which is symmetrical with regard to a bottom view of the light switch;

FIG. 3 is a front view of the light switch shown in FIGS. 1 and 3 and emphasizing a front panel including a microphone grate and light emitting diode port in addition to a slide switch; and,

FIG. 4 is a right side view which is symmetrically identical to a left side view; the light switch having a plain rear side which is omitted since it is plain and unornamented.

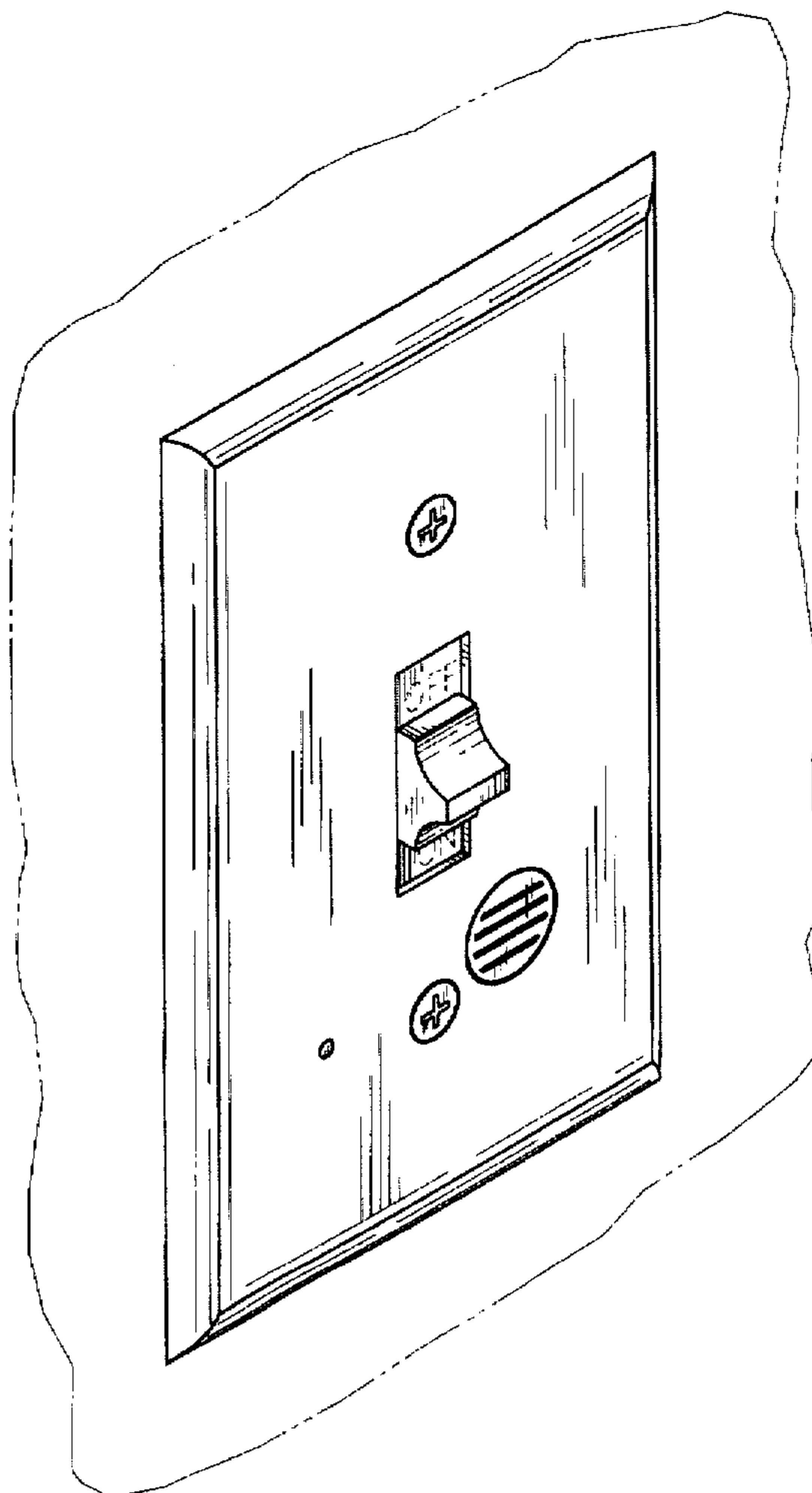
The broken lines are for illustrative purposes only and form no part of the claimed design.

[56] **References Cited**

U.S. PATENT DOCUMENTS

D. 307,743 5/1990 Pierce et al. D13/170
D. 308,045 5/1990 Counts et al. D13/170
2,014,444 9/1935 Miller 174/50 X

1 Claim, 2 Drawing Sheets






Fig. 1

Fig. 2



Fig. 3

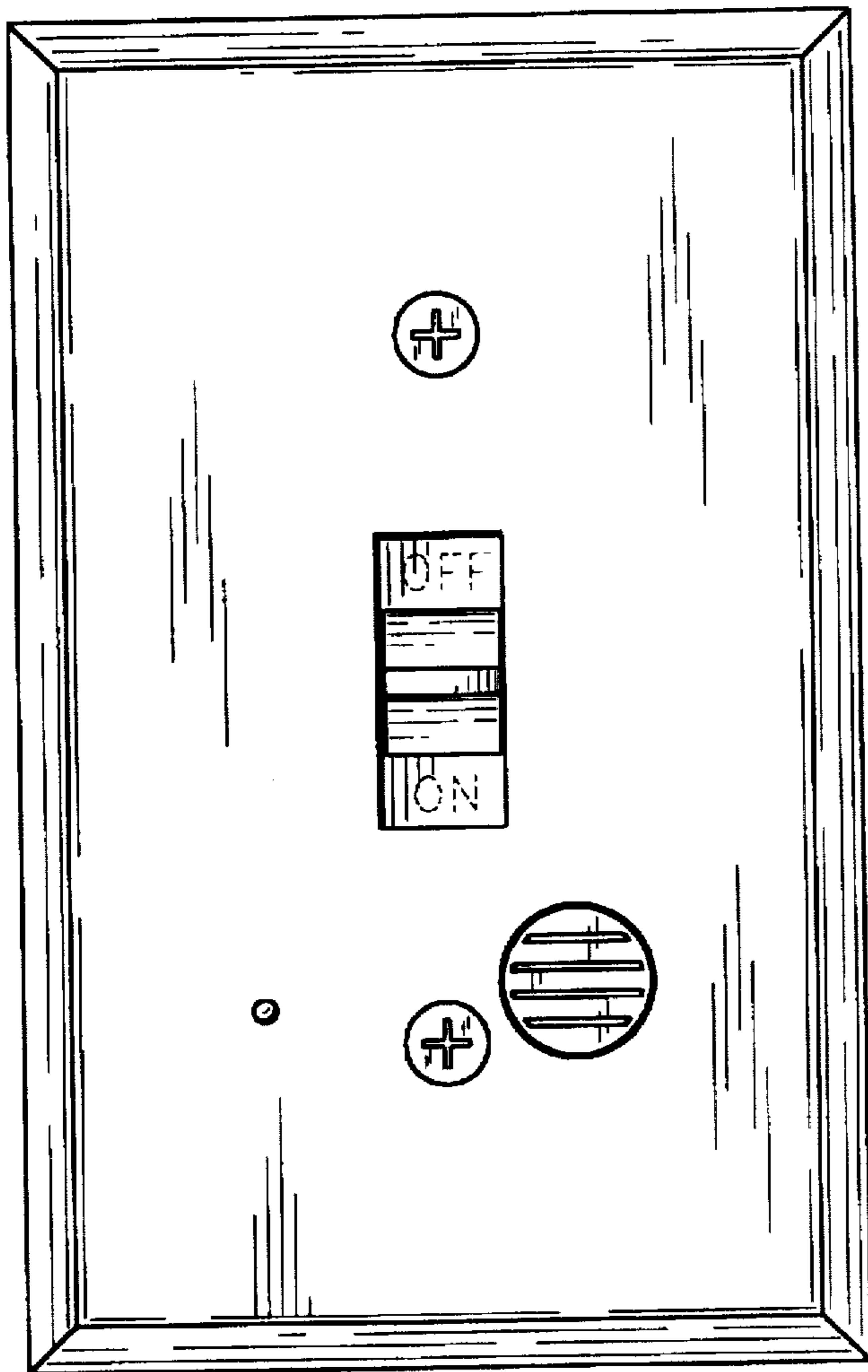


Fig. 4

