



US00D384630S

**United States Patent** [19]  
**Bhambra**

[11] **Patent Number:** **Des. 384,630**  
[45] **Date of Patent:** **\*\*Oct. 7, 1997**

[54] **FRONT FACE OF A VEHICLE WHEEL**

[75] **Inventor:** **Randjit Bhambra**, Stuttgart, Germany

[73] **Assignee:** **Dr. Ing. h.c.F. Porsche AG**, Germany

[\*\*] **Term:** **14 Years**

[21] **Appl. No.:** **43,726**

[22] **Filed:** **Sep. 11, 1995**

[30] **Foreign Application Priority Data**

Mar. 11, 1995 [DE] Germany ..... M 95 02 092.6

[51] **LOC (6) Cl.** ..... **12-16**

[52] **U.S. Cl.** ..... **D12/209**

[58] **Field of Search** ..... D12/209, 211;  
301/64.1, 65, 37.1

[56] **References Cited**

**U.S. PATENT DOCUMENTS**

D. 351,582 10/1994 Echazabel et al. .... D12/209  
D. 370,883 6/1996 Bhambra ..... D12/209  
D. 371,100 6/1996 Hatter ..... D12/209

**FOREIGN PATENT DOCUMENTS**

M 93 03 713 11/1993 Germany .

*Primary Examiner*—B. J. Bullock

*Assistant Examiner*—Stacia Sinuik

*Attorney, Agent, or Firm*—Evenson, McKeown, Edwards & Lenahan P.L.L.C.

[57] **CLAIM**

The ornamental design for a front face of a vehicle wheel, as shown and described.

**DESCRIPTION**

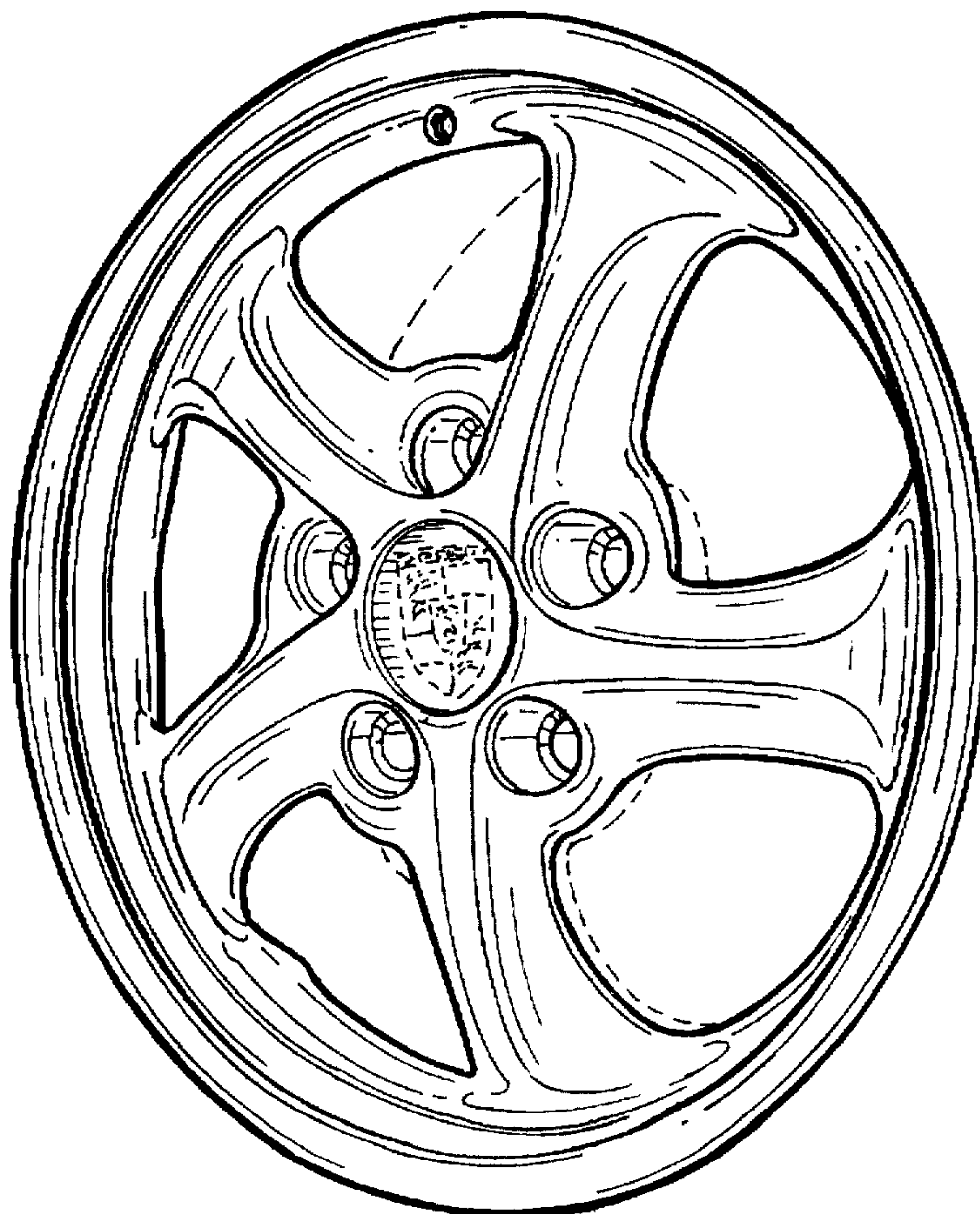
FIG. 1 is a front view of a front face of a vehicle wheel according to my novel design;

FIG. 2 is a front perspective view of a front face of a vehicle wheel according to my novel design; and,

FIG. 3 is a front perspective view of a front face of a vehicle wheel according to my novel design.

The broken lines are for illustrative purposes only and form no part of the claimed design.

**1 Claim, 3 Drawing Sheets**






FIG. 1

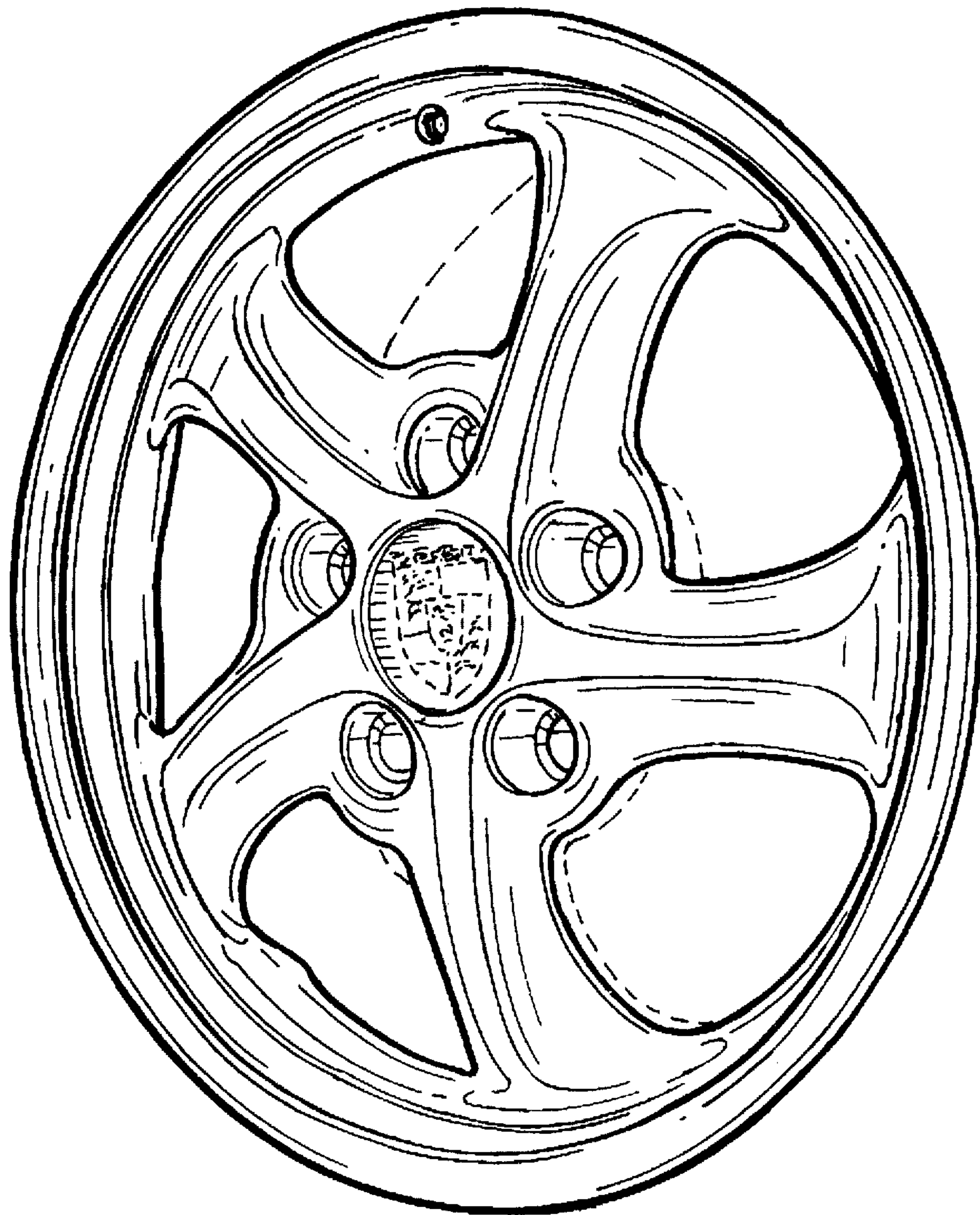


FIG. 2



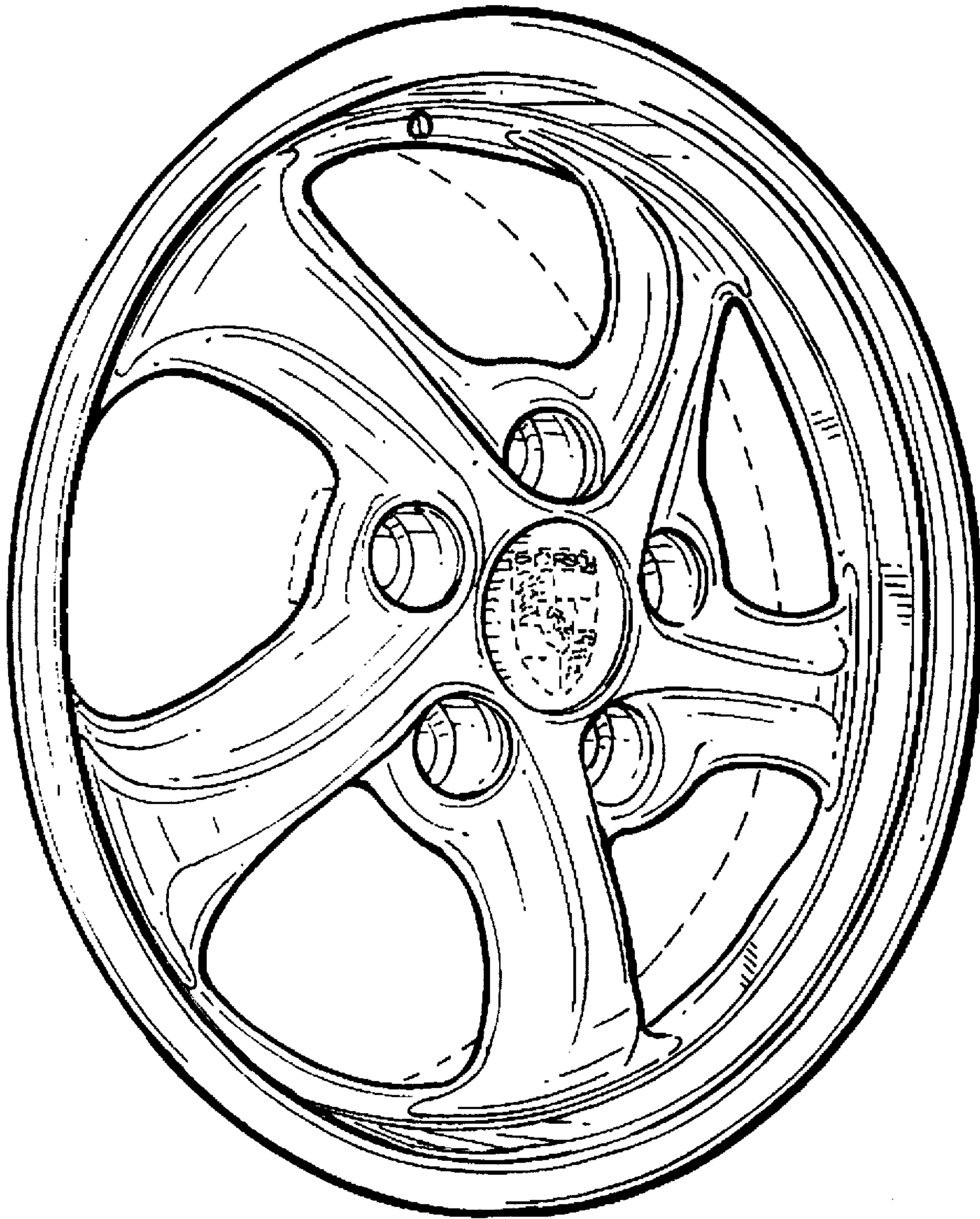


FIG. 3