

US00D384628S

United States Patent [19]
Lake

[11] **Patent Number:** **Des. 384,628**
[45] **Date of Patent:** *****Oct. 7, 1997**

[54] **LICENSE PLATE HOLDER**

[76] **Inventor:** **Robert Lake**, 43 Hillcrest, Wakefield,
Mass. 01800

[*] **Notice:** The portion of the term of this patent
subsequent to Apr. 29, 2011, has been
disclaimed.

[**] **Term:** **14 Years**

[21] **Appl. No.:** **50,828**

[22] **Filed:** **Feb. 27, 1996**

[51] **LOC (6) Cl.** **12-16**

[52] **U.S. Cl.** **D12/193**

[58] **Field of Search** D12/193; D6/300,
D6/303, 310, 311, 313; D11/99, 133; D20/35;
40/200, 209, 210

[56] **References Cited**

U.S. PATENT DOCUMENTS

D. 333,574 3/1993 Ackeret D6/300
D. 354,087 1/1995 Dunlap et al. D12/193 X

Primary Examiner—Freda Nunn
Attorney, Agent, or Firm—David S. Resnick; Dike,
Bronstein, Roberts & Cushman, LLP


[57] **CLAIM**

The ornamental design of the license plate holder, as shown
and described.

DESCRIPTION

FIG. 1 is a front view of the license plate holder of this
invention;
FIG. 2 is a top plan view of the license plate holder of this
invention;
FIG. 3 is a side view of the license plate holder of this
invention. The opposite side is understood to be a mirror
image;
FIG. 4 is a bottom view of the license plate holder of this
invention; and,
FIG. 5 is a back view of the license plate holder of this
invention.
The drawing is lined for color.

1 Claim, 1 Drawing Sheet






FIG. 2




FIG. 4



FIG. 3




FIG. 1

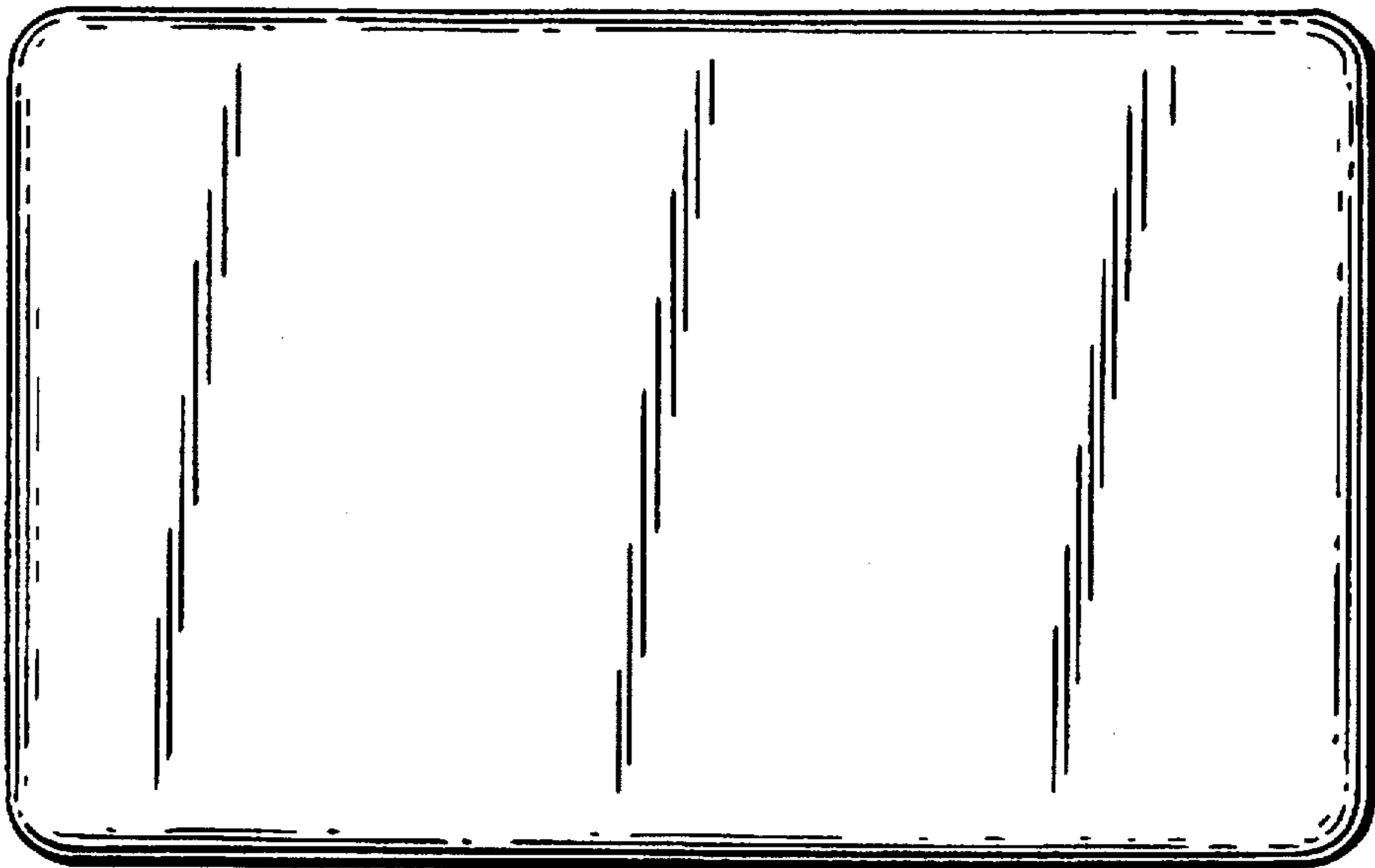


FIG. 5