



US00D384621S

United States Patent [19]
Coleman, Jr. et al.

[11] **Patent Number:** **Des. 384,621**
[45] **Date of Patent:** ****Oct. 7, 1997**

[54] **TIRE TREAD**

[75] **Inventors:** **John Turner Coleman, Jr.**, North Canton; **Norbert Majerus**, Akron; **John Gregory Stucker**, Stow; **John Kevin Clark**, Copley, all of Ohio

[73] **Assignee:** **The Goodyear Tire & Rubber Company**, Akron, Ohio

[**] **Term:** **14 Years**

[21] **Appl. No.:** **55,820**

[22] **Filed:** **May 3, 1996**

[51] **LOC (6) Cl.** **12-15**

[52] **U.S. Cl.** **D12/147**

[58] **Field of Search** **D12/136, 138, D12/140-151; 152/209 D, 209 R**

[56] **References Cited**

U.S. PATENT DOCUMENTS

- D. 287,708 1/1987 Hayakawa .
- D. 340,889 11/1993 Himuro et al. .
- D. 365,789 1/1996 Lissan et al. D12/146
- 5,287,905 2/1994 Caretta et al. .
- 5,308,416 5/1994 Baumhöfer et al. .

OTHER PUBLICATIONS

Yokohama Super Digger V SD05 Tire, Tread Design Guide, p. 117 Jan. 1994.
1995 Tread Design Guide, p. 61, "Pirelli Roadhandler".

Modern Tire Dealer, Nov., 1995, p. 23. "Introducing the Firestone F-570".

Co-Pending, Serial No. 29/049,641, filed Jan. 17, 1996.

Co-Pending, Serial No. 29/049,102, filed Jan. 17, 1996.

Primary Examiner—James Gandy
Assistant Examiner—Robert M. Spear
Attorney, Agent, or Firm—T. P. Lewandowski

[57] **CLAIM**

The ornamental design for a tire tread, as shown and described.

DESCRIPTION

FIG. 1 is a perspective view of a tire tread, it being understood that the pattern is repeated uniformly throughout the circumference of the tread;

FIG. 2 is a front elevational view thereof;

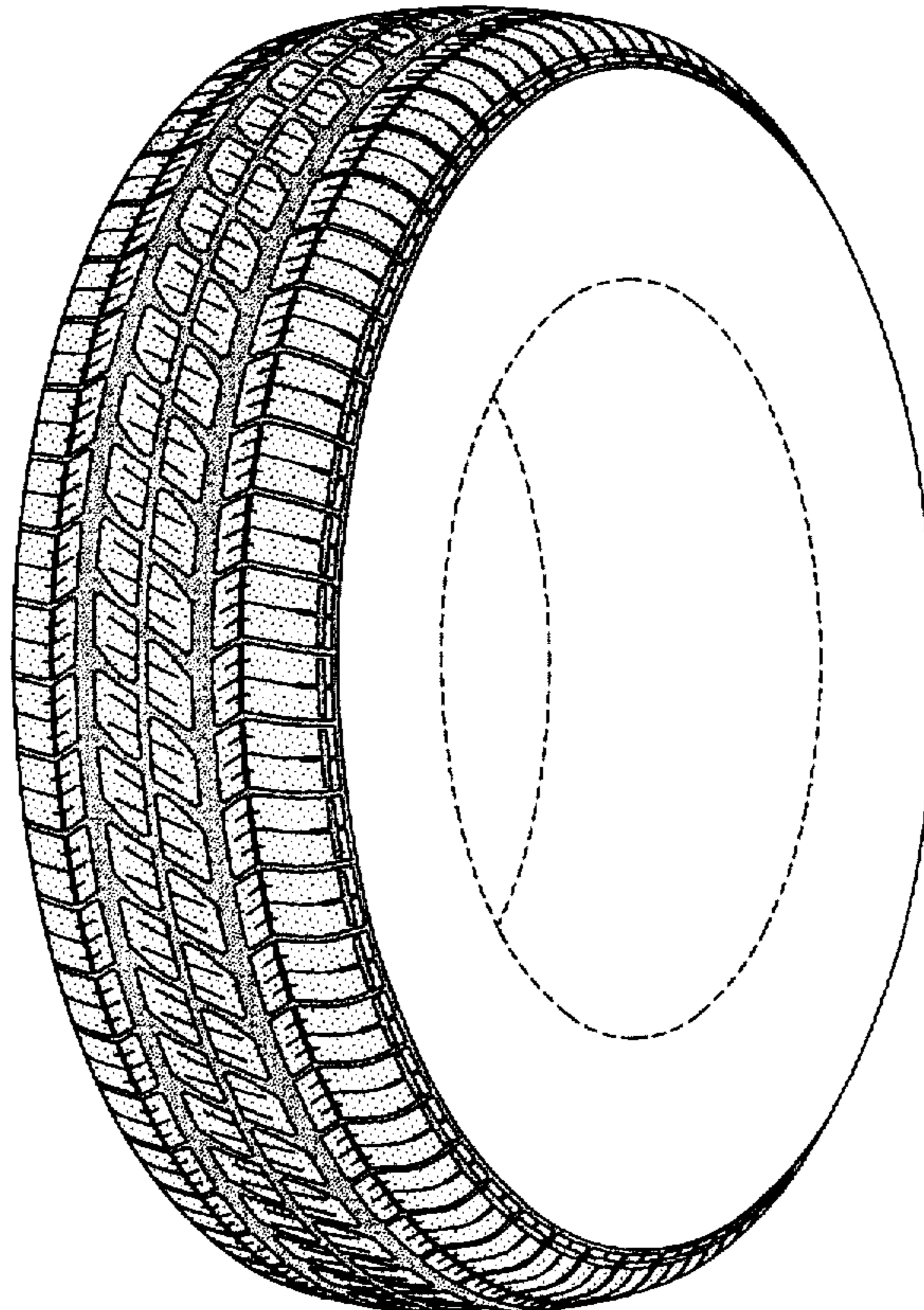
FIG. 3 is a side elevational view thereof, the opposite side elevational view being a mirror image thereof; and,

FIG. 4 is an enlarged fragmentary front view thereof.

In the drawings, the dark stippled surface shading represents the recessed portion of the tread grooves, having a depth as best shown in FIG. 2.

The broken line showing of the tire sidewall in the drawings is for illustrative purposes only and forms no part of the claimed design.

1 Claim, 4 Drawing Sheets



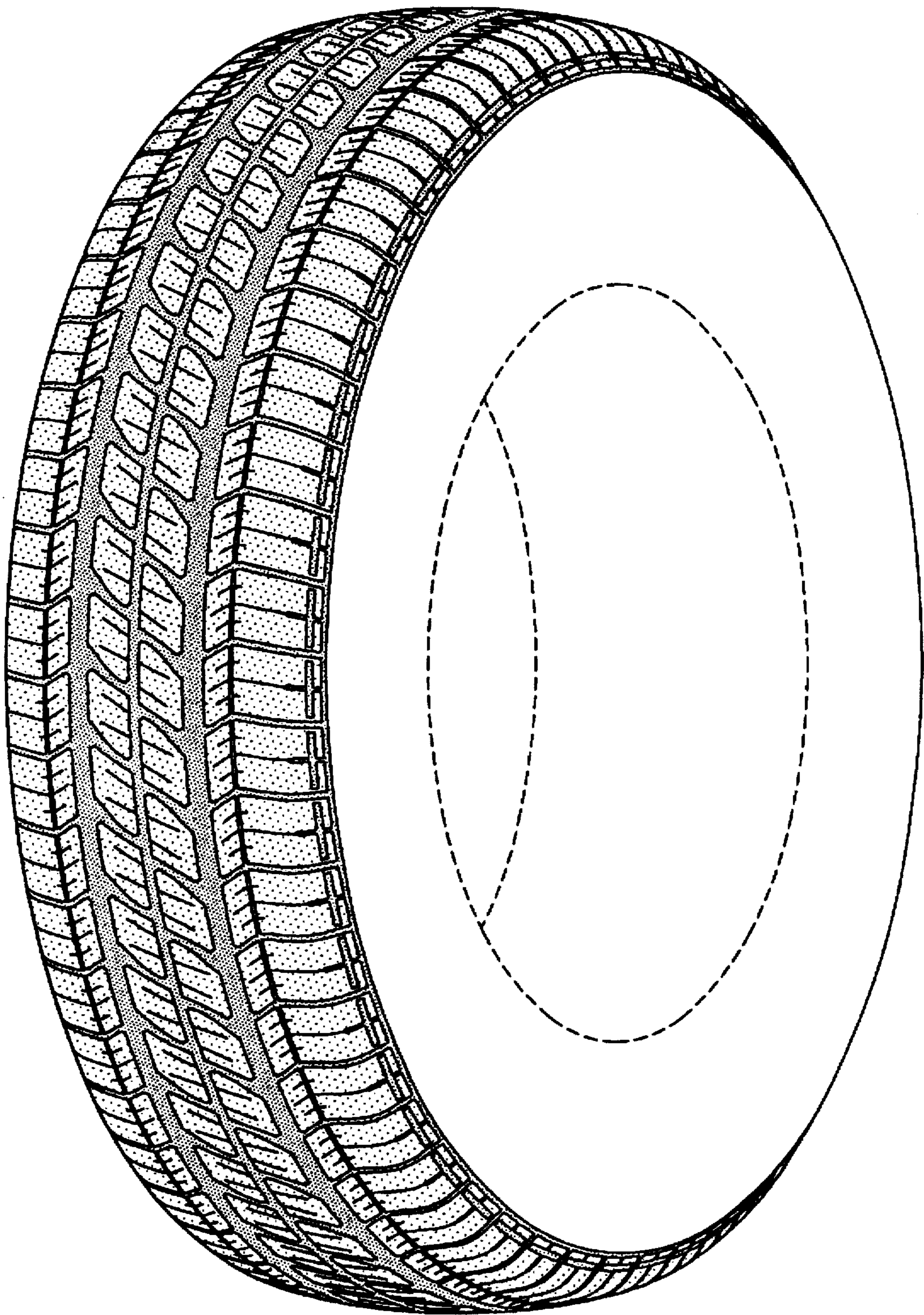


FIG-1

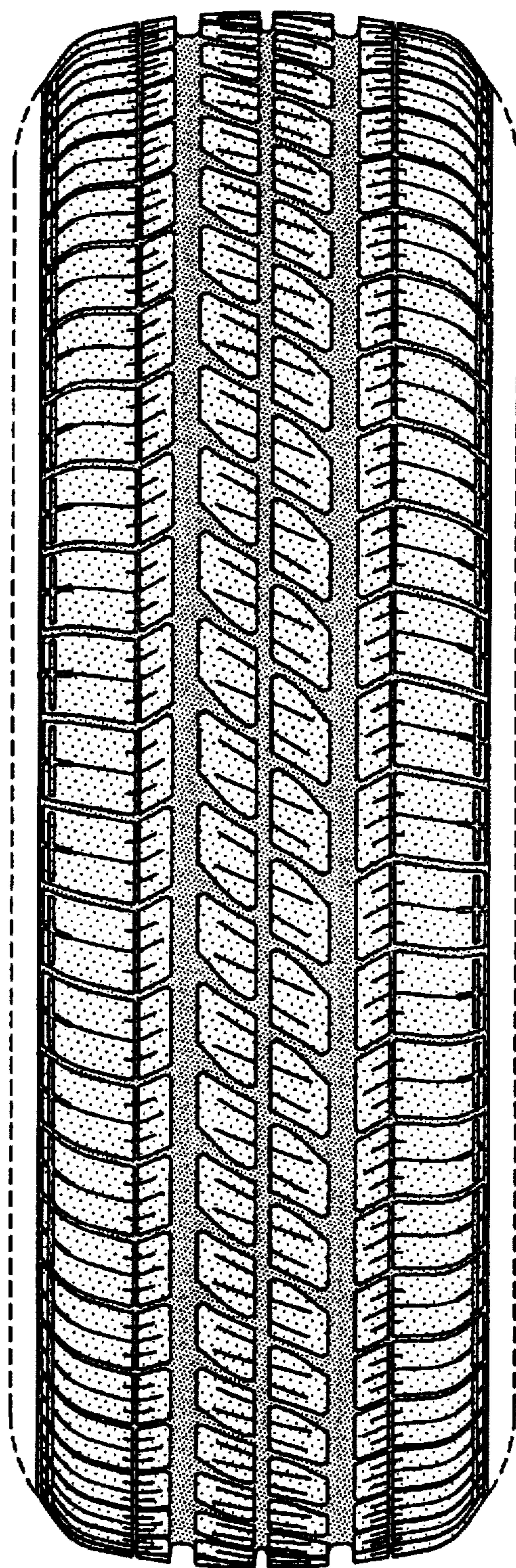


FIG-2

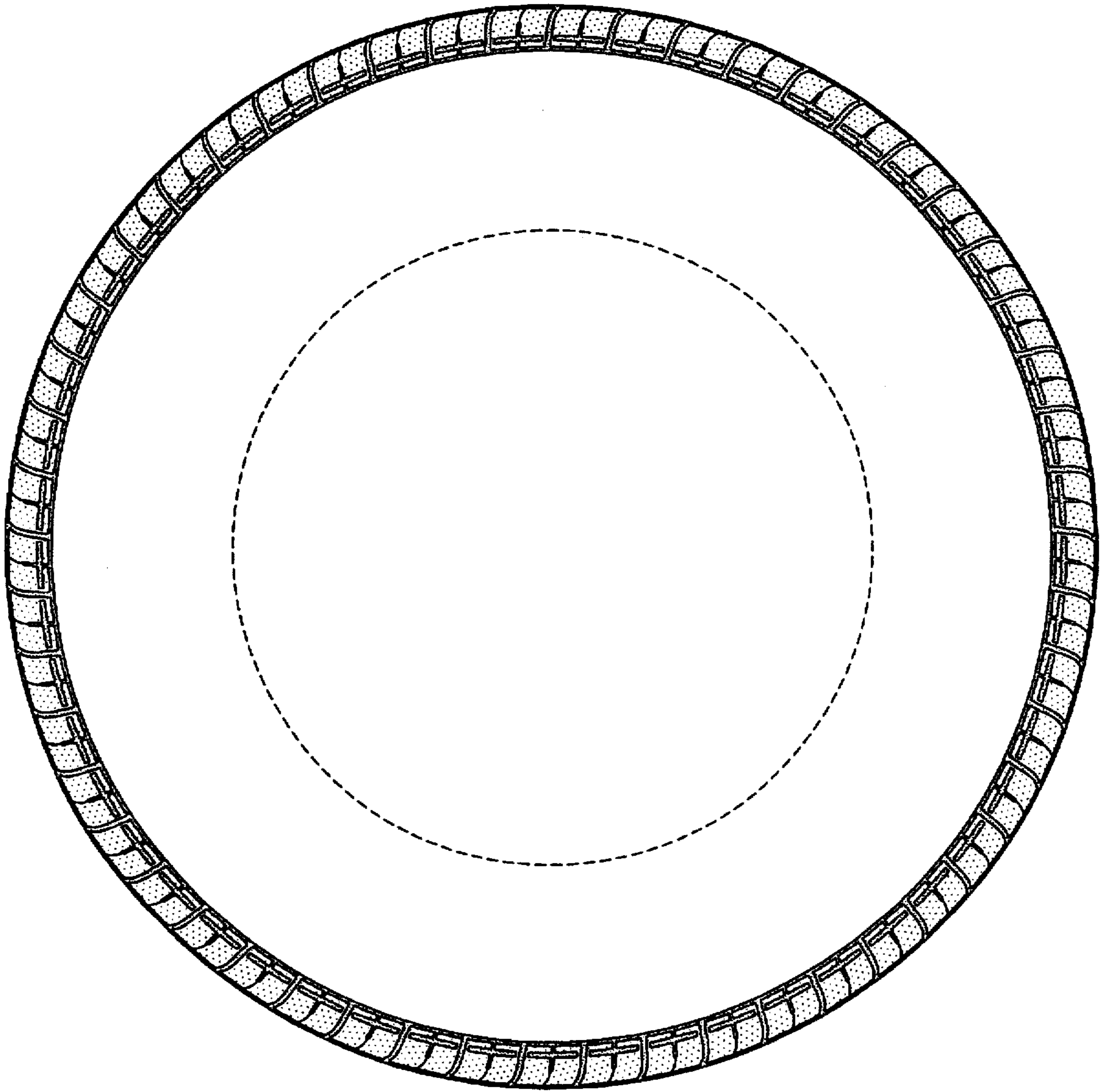


FIG-3




FIG-4