



US00D384615S

# United States Patent [19]

Lim et al.

[11] Patent Number: **Des. 384,615**

[45] Date of Patent: **\*\*Oct. 7, 1997**

## [54] PNEUMATIC TIRE FOR VEHICLES

[75] Inventors: **Nack-Hyun Lim; Dong-Ju Park**, both of Kwangju, Rep. of Korea

[73] Assignee: **Kumho & Co., Inc.**, Seoul, Rep. of Korea

[\*\*] Term: **14 Years**

[21] Appl. No.: **52,133**

[22] Filed: **Mar. 25, 1996**

### [30] Foreign Application Priority Data

Sep. 29, 1995 [KR] Rep. of Korea ..... 18367/1995

[51] LOC (6) Cl. .... **12-15**

[52] U.S. Cl. .... **D12/147**

[58] Field of Search ..... D12/136, 138, D12/141, 145-151; 152/209 A, 209 D, 209 R

### [56] References Cited

#### U.S. PATENT DOCUMENTS

- D. 335,841 5/1993 Caretta et al. .... D12/146
- D. 344,477 2/1994 Lardo ..... D12/146

## OTHER PUBLICATIONS

Marshal Power Pace 765 Tire, Tread Design Guide, p. 44 Jan. 1995.

*Primary Examiner*—James Gandy  
*Assistant Examiner*—Robert M. Spear  
*Attorney, Agent, or Firm*—Lowe, Price, LeBlanc & Becker

## [57] CLAIM

The ornamental design for a pneumatic tire for vehicles, as shown and described.

## DESCRIPTION

FIG. 1 is a front elevational view showing our new design; FIG. 2 is a left side elevational view thereof, the side opposite being substantially a mirror image; FIG. 3 is an enlarged fragmentary view of the design shown in FIG. 1; FIG. 4 is a fragmentary cross sectional view thereof, taken along line 4—4 of FIG. 3; and, FIG. 5 is a perspective view thereof.

**1 Claim, 3 Drawing Sheets**

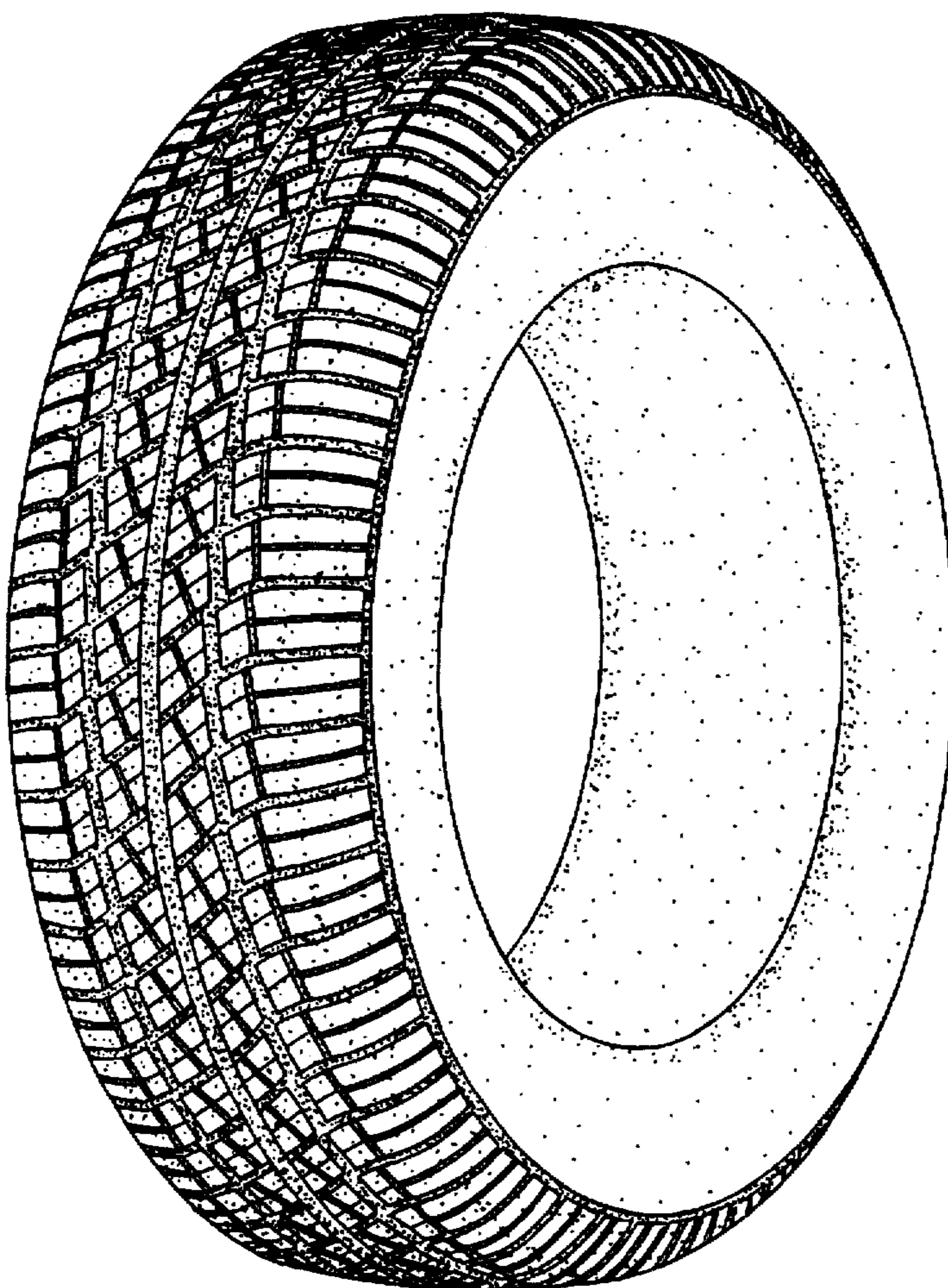


Fig. 1

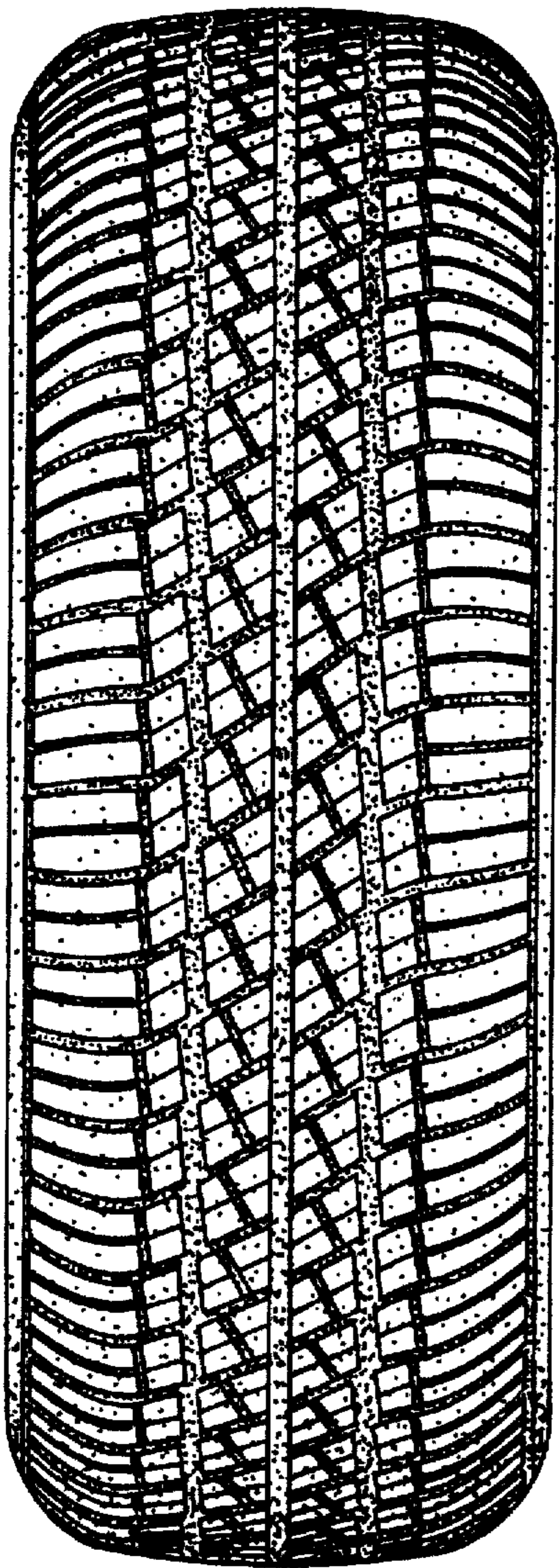


Fig. 3

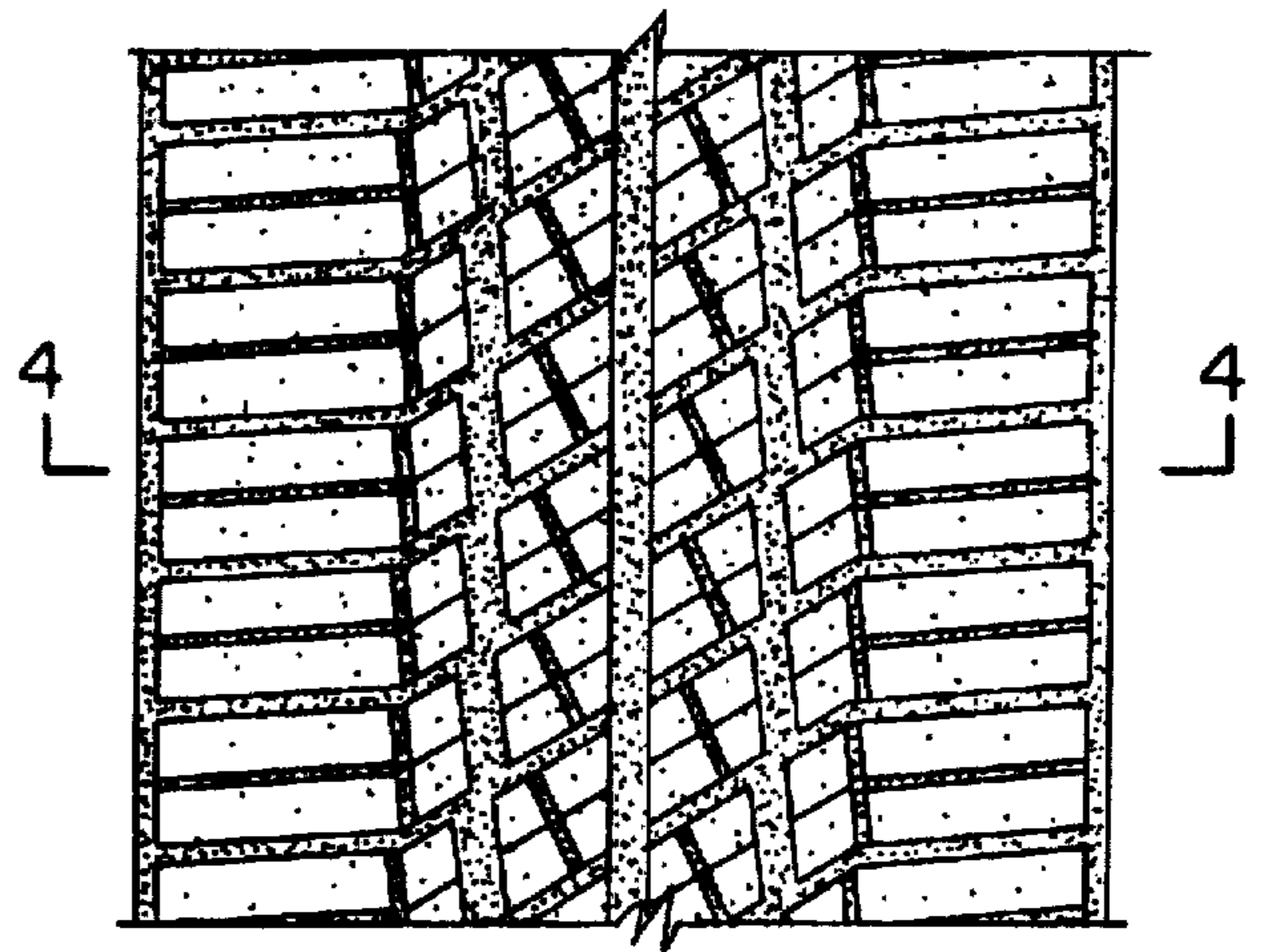


Fig. 4



Fig. 2

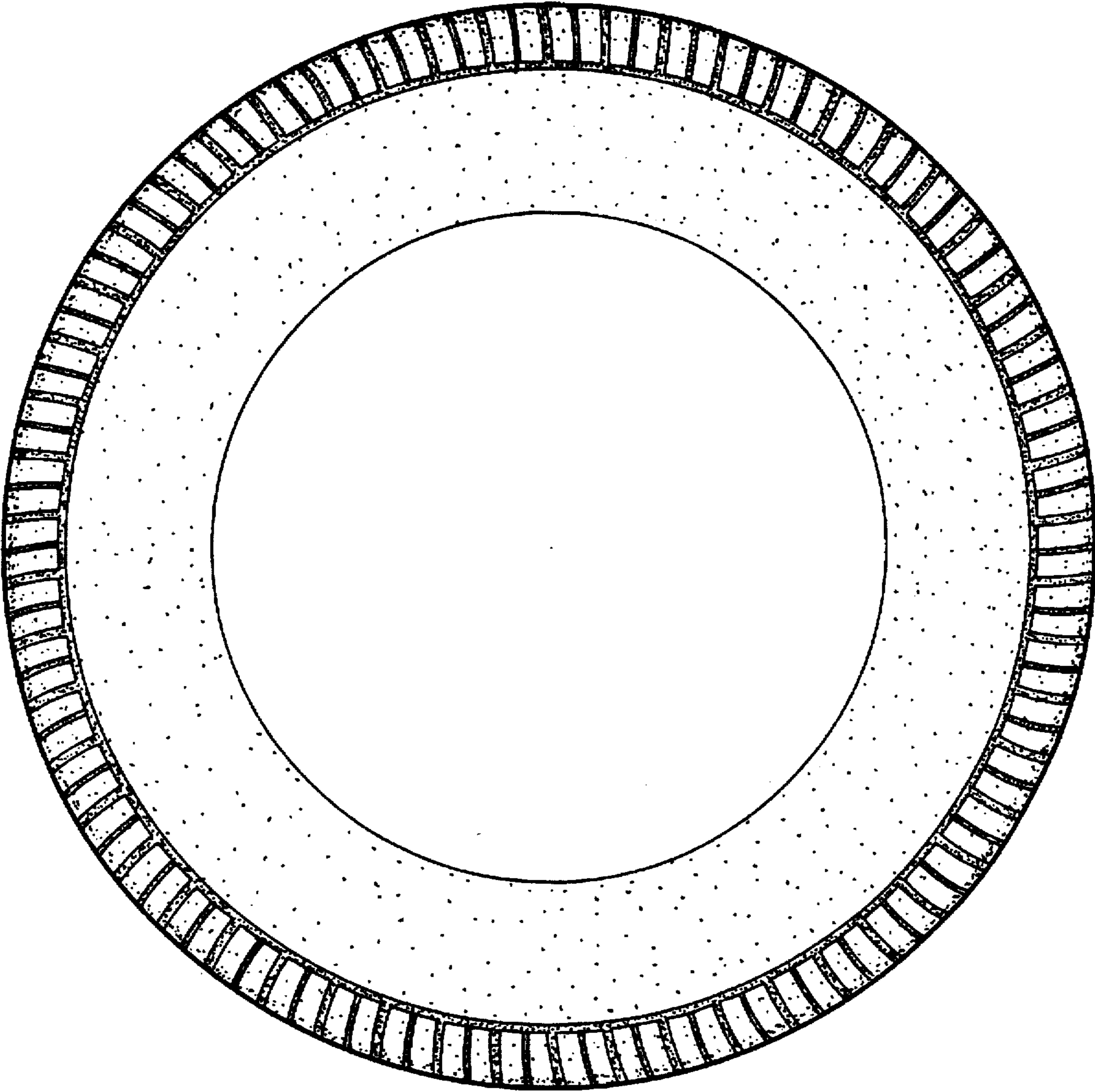


Fig. 5

