



US00D384613S

United States Patent [19]

[11] Patent Number: **Des. 384,613**

Le et al.

[45] Date of Patent: ****Oct. 7, 1997**

[54] TIRE TREAD

[75] Inventors: **Phuoc Thuan Le, Attert; Michel Pierre Charles Robert, Fauvillers; Jacques Collette, Bastogne, all of Belgium**

[73] Assignee: **The Goodyear Tire & Rubber Company, Akron, Ohio**

[**] Term: **14 Years**

[21] Appl. No.: **58,224**

[22] Filed: **Aug. 9, 1996**

[51] LOC (6) Cl. **12-15**

[52] U.S. Cl. **D12/146**

[58] Field of Search **D12/136, 138, D12/140-151; 152/209 R. 209 D**

[56] References Cited

U.S. PATENT DOCUMENTS

D. 237,480	11/1975	Pules et al.	D12/146
D. 279,088	6/1985	Giron	D12/147
D. 294,687	3/1988	Stelzer	D12/142
D. 296,314	6/1988	Ghilardi	D12/142
D. 334,361	3/1993	Croissant	D12/147
D. 347,818	6/1994	Loser et al.	D12/147
D. 355,151	2/1995	Hagmaier	D12/146
D. 362,217	9/1995	McKisson	D12/147
D. 365,063	12/1995	Lurois et al.	D12/147

OTHER PUBLICATIONS

Mohawk SR-1000 Metric Tire, Tread Design Guide, p. 49 Jan. 1995.

Cordovan Power King All Steel Radial Drive I Tire, Tread Design Guide, p. 129 Jan. 1995.

Primary Examiner—James Gandy
Assistant Examiner—Robert M. Spear
Attorney, Agent, or Firm—T. P. Lewandowski

[57] CLAIM

The ornamental design for a tire tread, as shown and described.

DESCRIPTION

FIG. 1 is a perspective view of a tire tread, it being understood that the tread pattern repeats uniformly throughout the circumference of the tread;

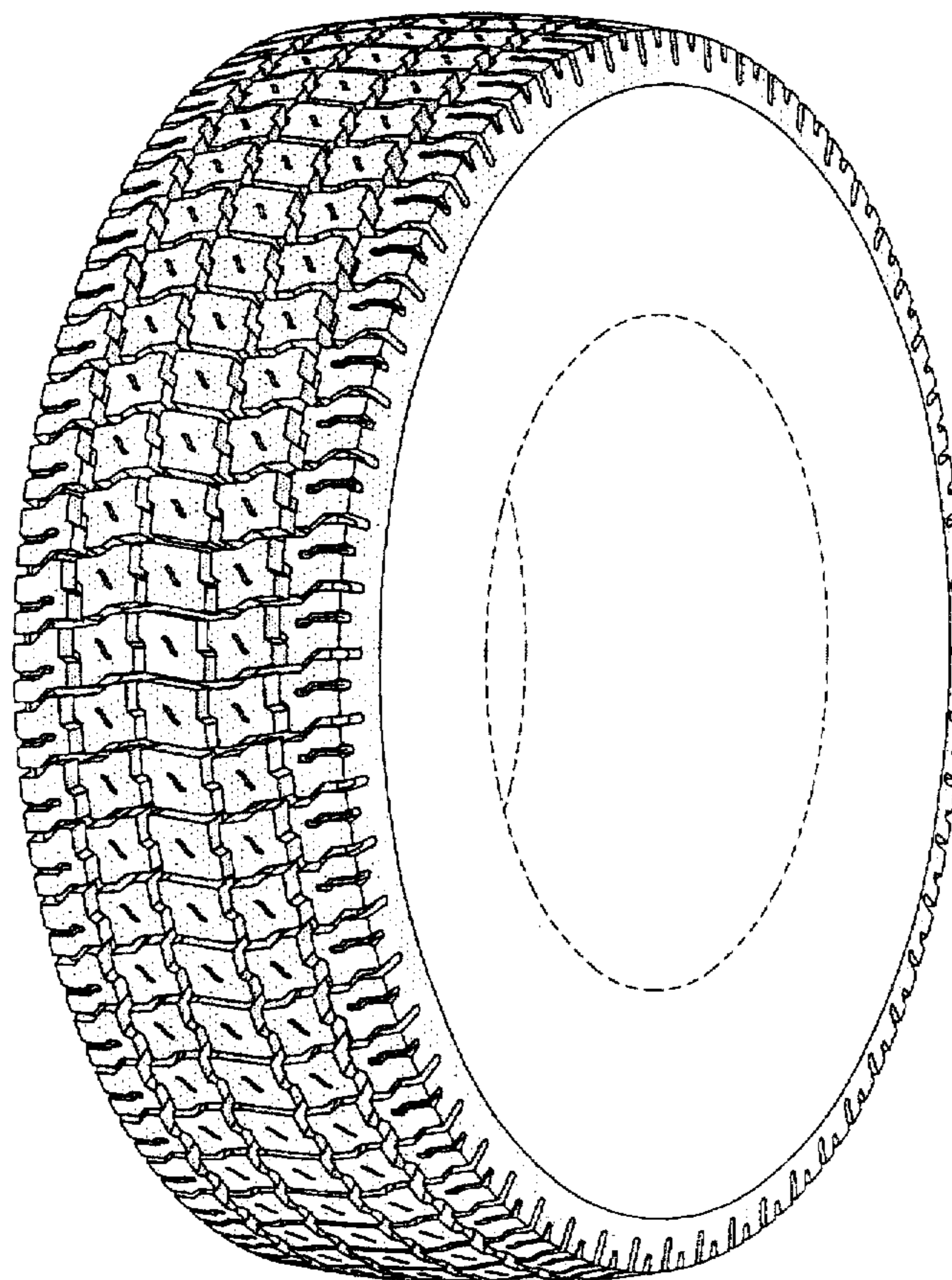
FIG. 2 is a front elevational view thereof;

FIG. 3 is a side elevational view thereof, the opposite side elevational view being identical thereto; and,

FIG. 4 is an enlarged fragmentary front view thereof.

The broken line showing of the tire sidewall in the drawings is for illustrative purposes only and forms no part of the claimed design.

1 Claim, 4 Drawing Sheets



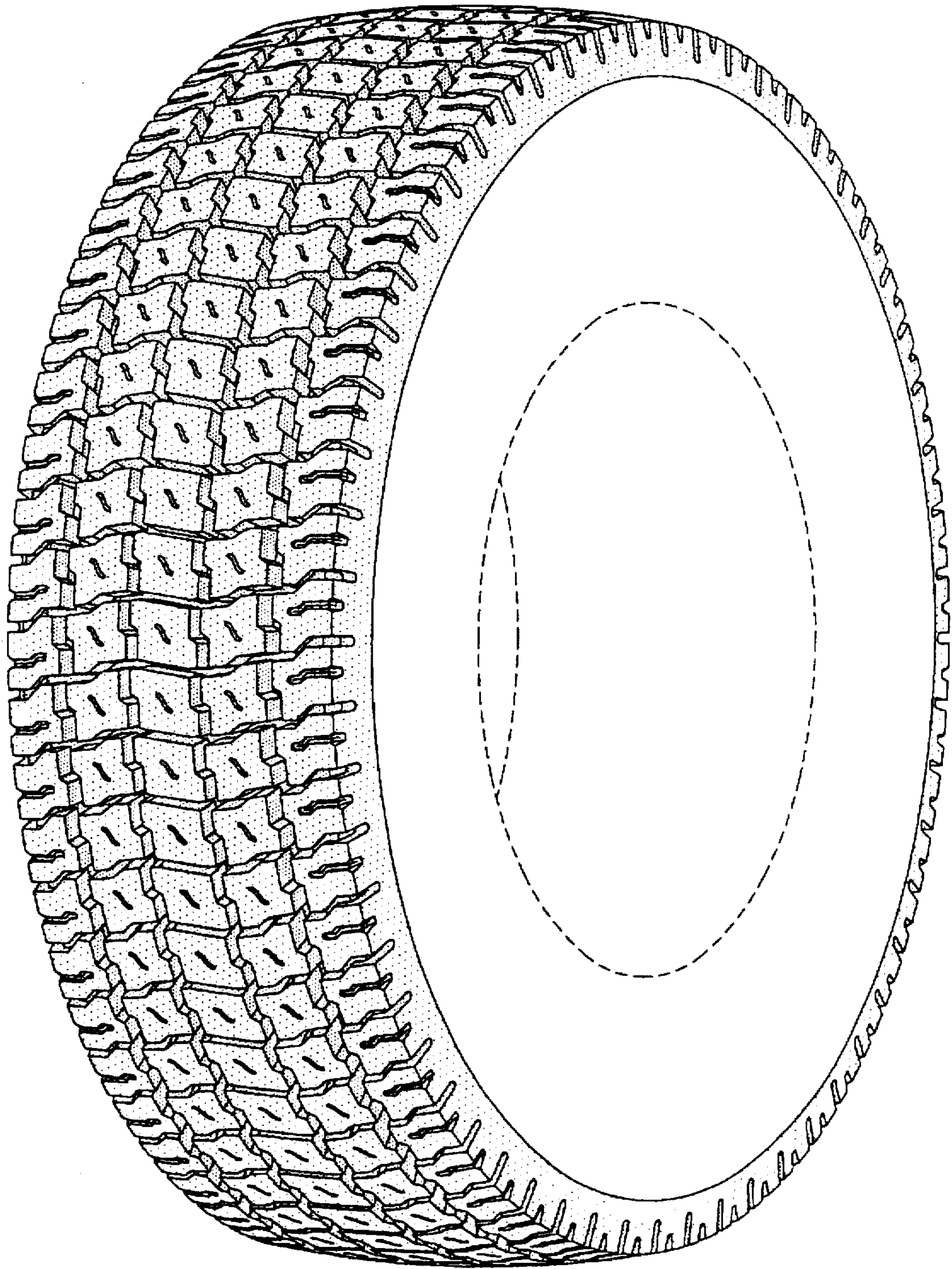


FIG-1




FIG-2

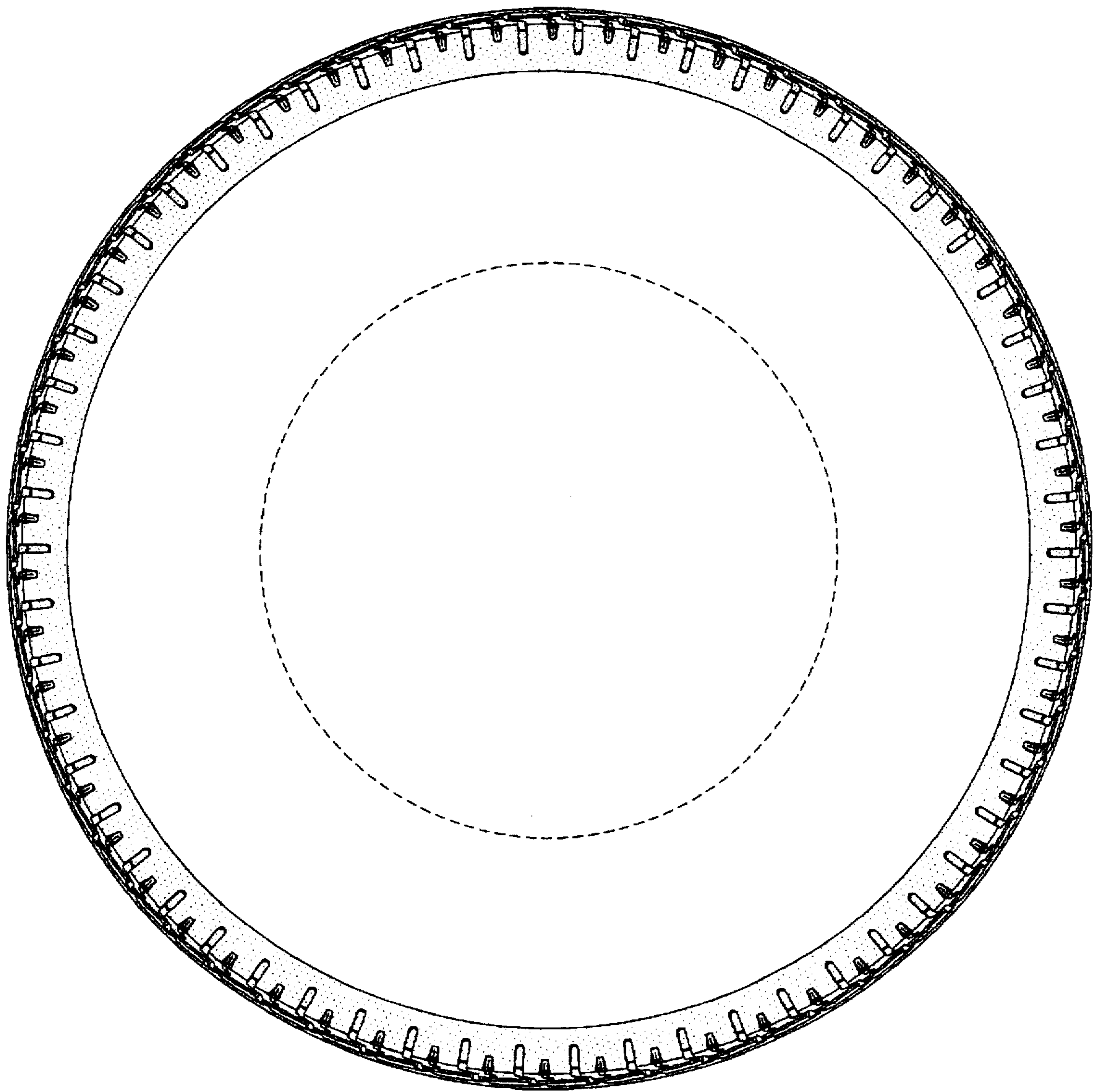


FIG-3

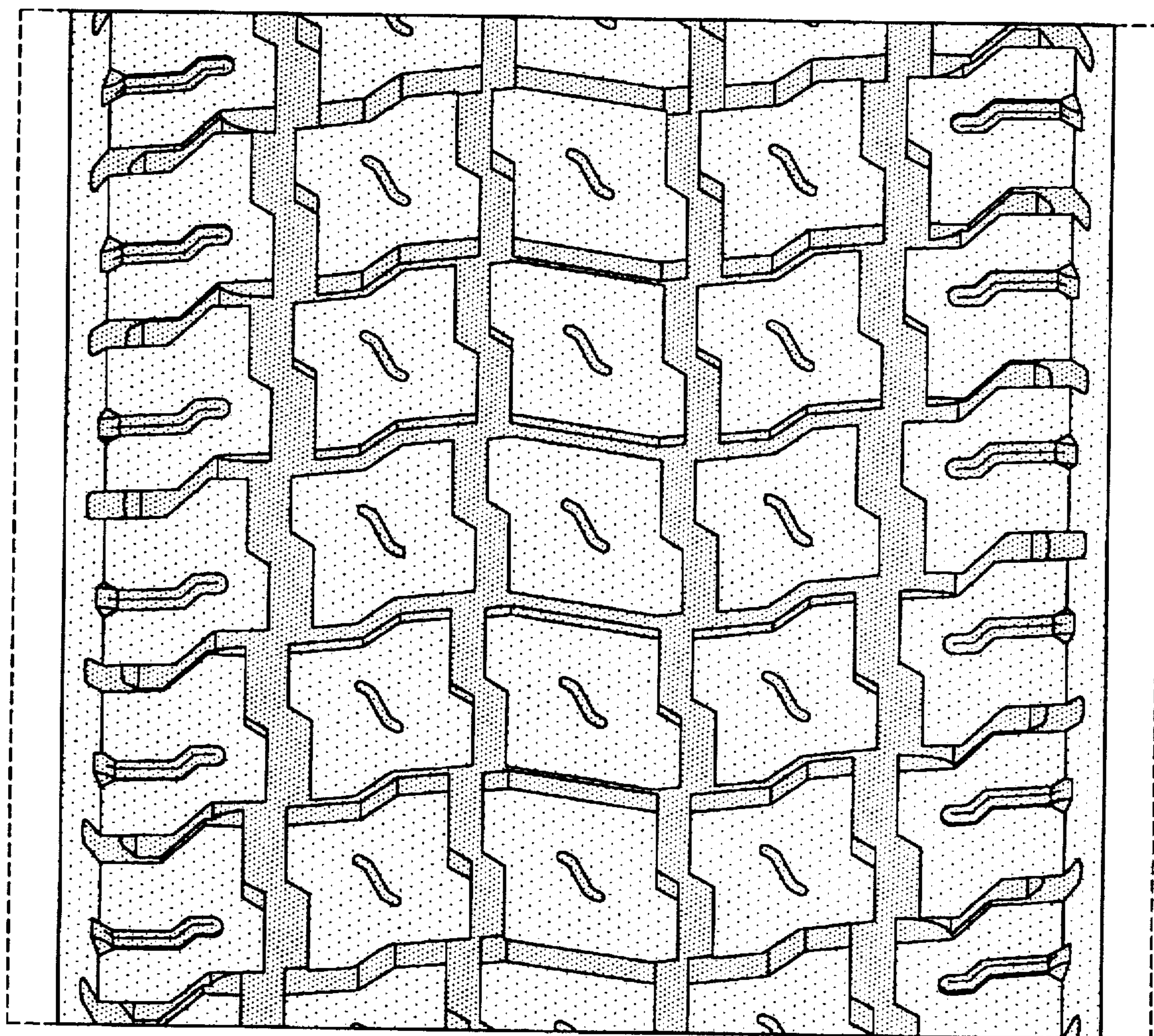


FIG-4