



US00D384607S

United States Patent [19]

Attinello et al.

[11] Patent Number: **Des. 384,607**

[45] Date of Patent: ****Oct. 7, 1997**

[54] **TIRE TREAD**

[75] Inventors: **John Steven Attinello**, Hartville, Ohio;
Kevin A. Reid, Asheville, N.C.

[73] Assignee: **The Goodyear Tire & Rubber Company**, Akron, Ohio

[**] Term: **14 Years**

[21] Appl. No.: **53,414**

[22] Filed: **Apr. 18, 1996**

[51] LOC (6) Cl. **12-15**

[52] U.S. Cl. **D12/146**

[58] Field of Search D12/136, 138,
D12/141-143, 146-151; 152/209 R, 209 D

[56] **References Cited**

U.S. PATENT DOCUMENTS

D. 272,815	2/1984	Hatakenaka	D12/146
D. 284,562	7/1986	Kojima et al.	D12/147
D. 287,840	1/1987	Ono	D12/147
D. 292,080	9/1987	Hayakawa et al.	D12/146
D. 301,024	5/1989	Himuro et al.	D12/147
D. 301,855	6/1989	Ono	D12/147
D. 307,407	4/1990	Minamitani	D12/147
D. 313,781	1/1991	Kuroda	D12/147
D. 316,534	4/1991	Hutz	D12/147
D. 317,145	5/1991	Iwamura	D12/146
D. 320,969	10/1991	Kobayashi et al.	D12/147
D. 324,665	3/1992	Davis et al.	D12/146
D. 329,031	9/1992	Lassan	D12/146
D. 329,033	9/1992	Maxwell	D12/147
D. 335,844	5/1993	Boiocchi et al.	D12/147
D. 336,068	6/1993	Attinello	D12/147
D. 339,558	9/1993	Sulkowski	D12/146
D. 347,607	6/1994	Montag et al.	D12/147
D. 348,862	7/1994	Daisho et al.	D12/147
D. 349,675	8/1994	Shinohara et al.	D12/147
D. 350,509	9/1994	Killian	D12/146
D. 350,930	9/1994	Sugimoto	D12/147
D. 354,725	1/1995	McKisson	D12/146
D. 356,059	3/1995	McKisson	D12/146

D. 359,715	6/1995	Anderson et al.	D12/147
4,649,975	3/1987	Kogure et al.	152/209
4,773,459	9/1988	Yamaoka et al.	152/209
4,945,963	8/1990	Fujiwara	152/209
5,027,875	7/1991	Kogure	152/209
5,109,903	5/1992	Watanabe et al.	152/209
5,147,478	9/1992	Nock et al.	152/209
5,152,852	10/1992	Hisamichi et al.	152/209
5,343,914	9/1994	Wako	152/209

OTHER PUBLICATIONS

Telstar Hydro Plus Tire, Tread Design Guide, p. 62 Jan. 1994.
 Cooper Rain-Master Tire, Tread Design Guide, p. 17 Jan. 1995.
 Dean Rainstar Radial Tire, Tread Design Guide, p. 20 Jan. 1995.
 Hercules Ultra AQT Tire, Tread Design Guide, p. 35 Jan. 1995.
 Mastercraft Channel Trac Tire, Tread Design Guide, p. 44 Jan. 1995.

Primary Examiner—James Gandy
Assistant Examiner—Robert M. Spear
Attorney, Agent, or Firm—T. P. Lewandowski

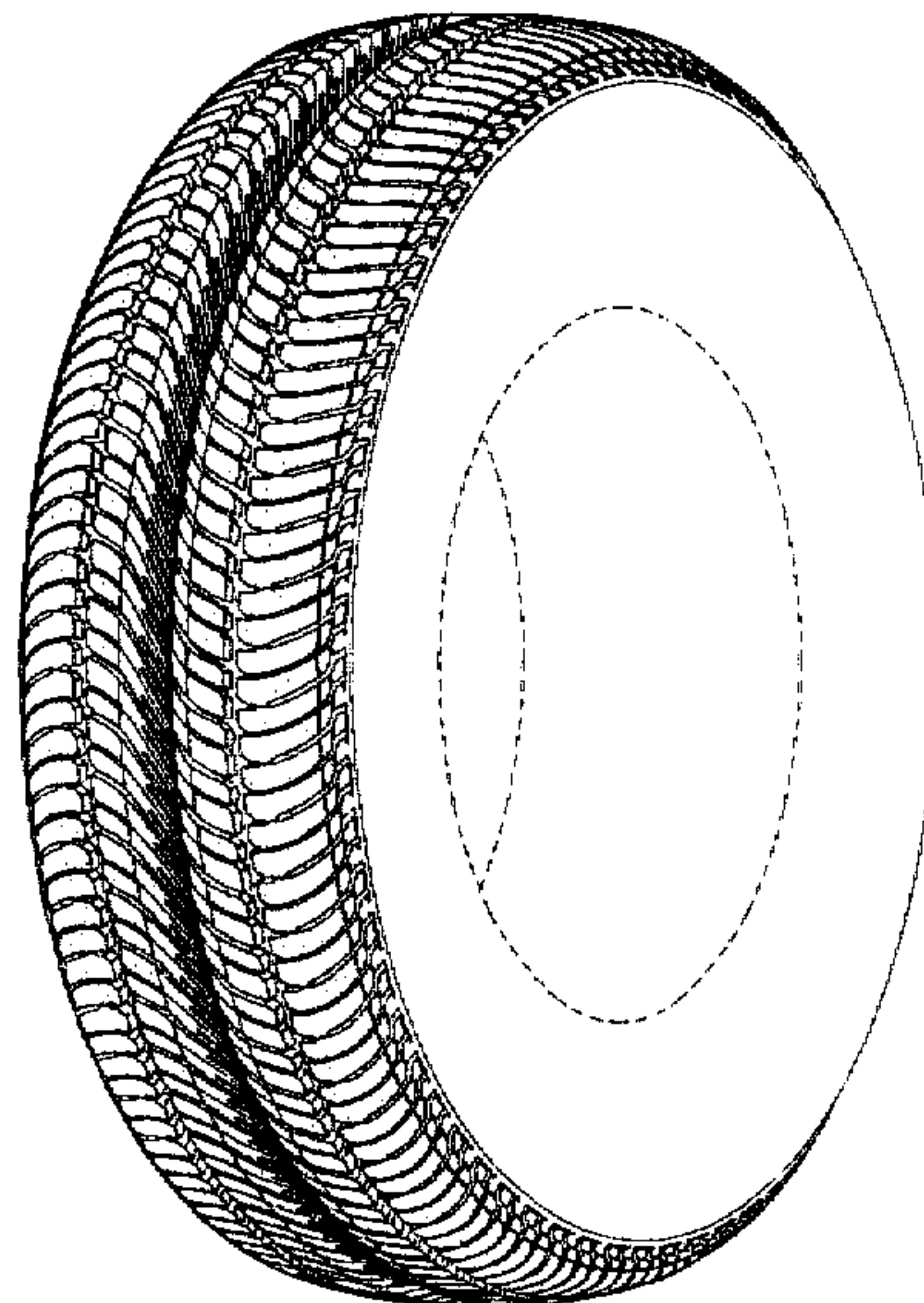
[57] **CLAIM**

The ornamental design for a tire tread, as shown and described.

DESCRIPTION

FIG. 1 is a perspective view of a tire tread, it being understood that the pattern is repeated uniformly throughout the circumference of the tread;
 FIG. 2 is a front elevational view thereof;
 FIG. 3 is a side elevational view thereof, the opposite side elevational view being identical thereof; and,
 FIG. 4 is an enlarged fragmentary front view thereof.
 The broken line showing of the tire sidewall in the drawings is for illustrative purposes only and forms no part of the claimed design.

1 Claim, 4 Drawing Sheets



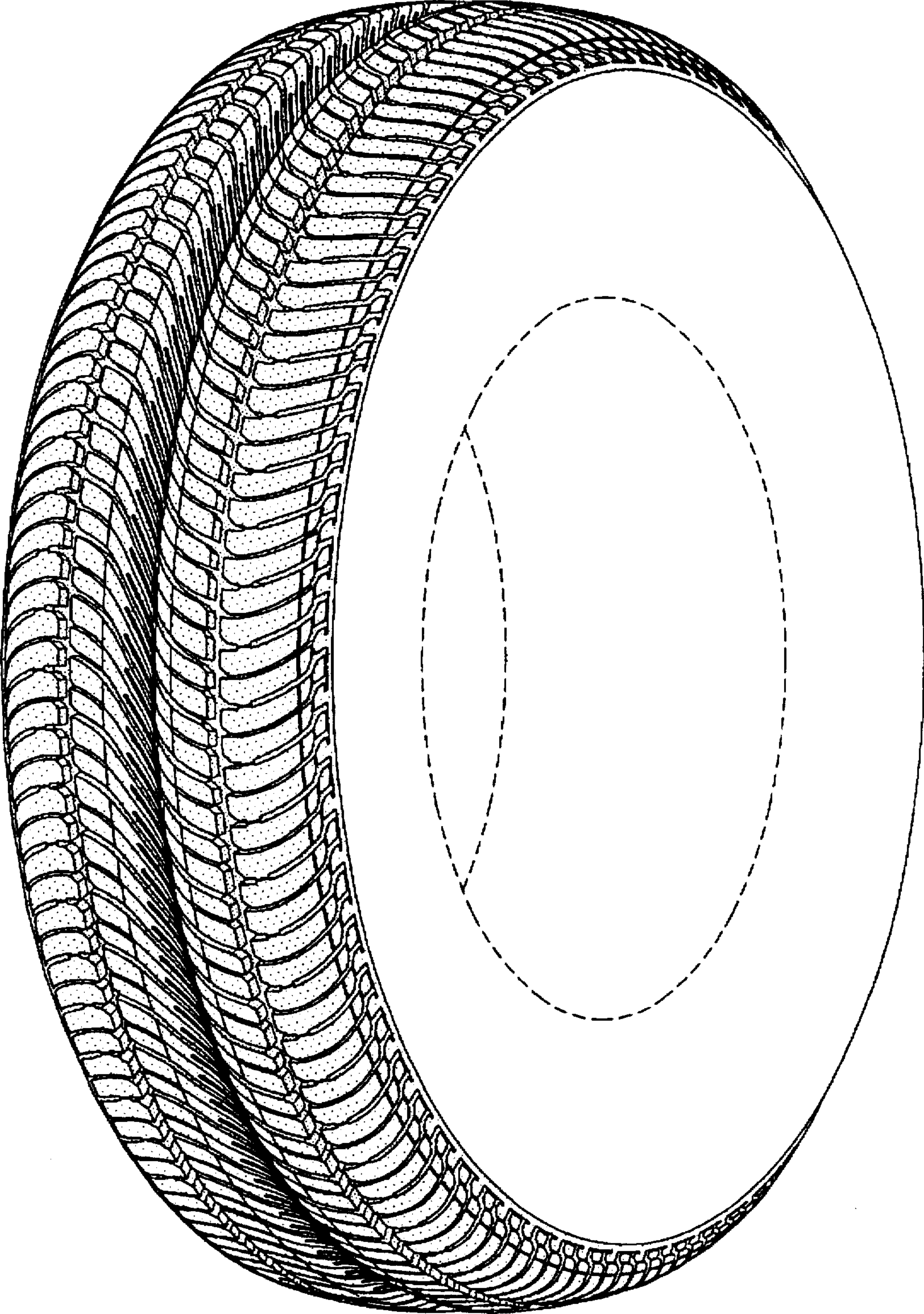


FIG-1

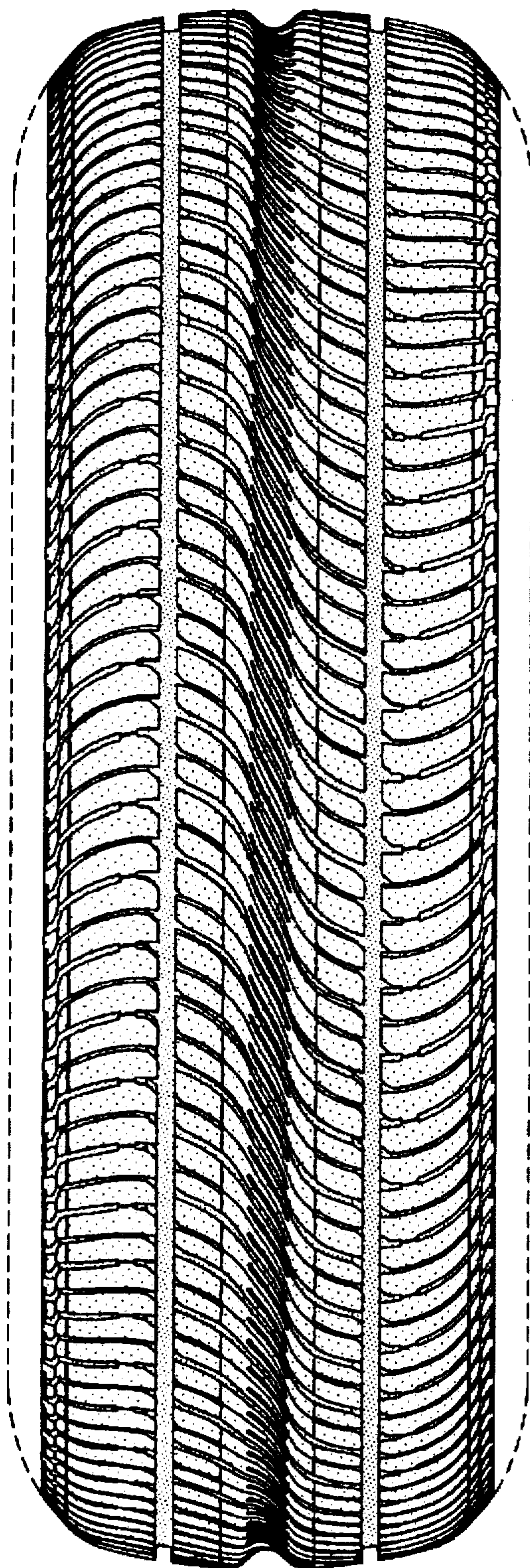


FIG-2

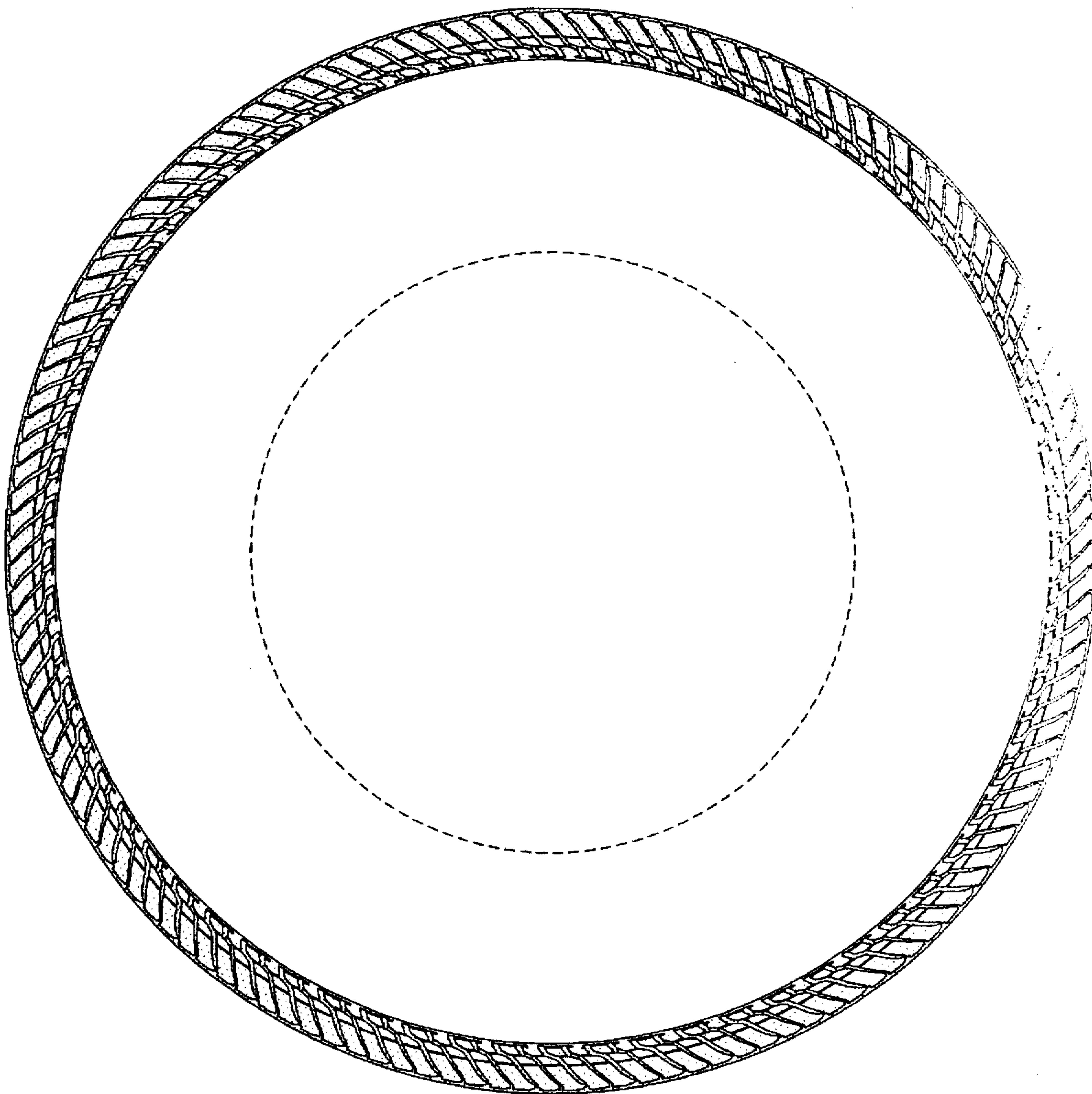


FIG-3

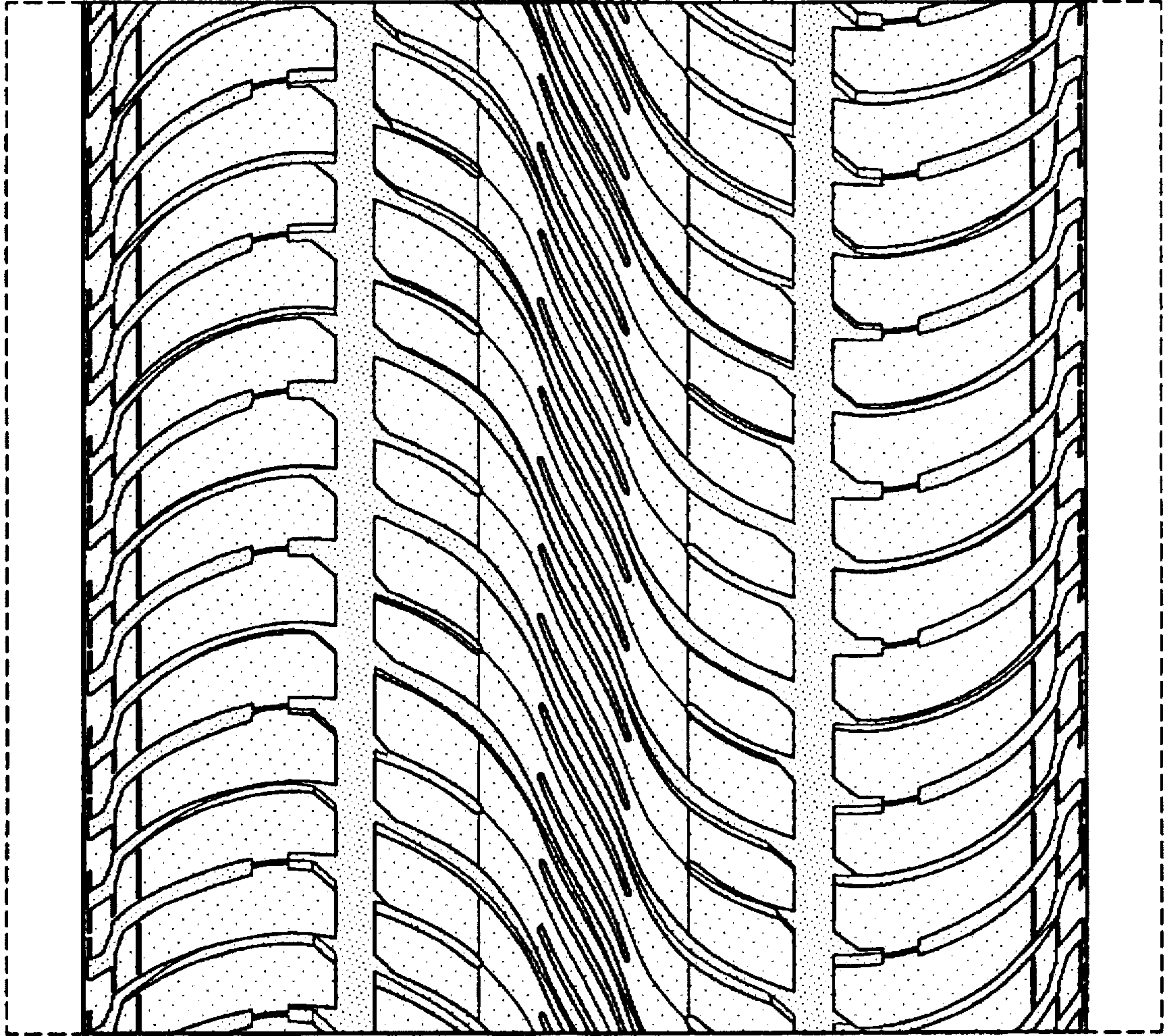


FIG-4