



US00D384597S

United States Patent [19]
Witteveen

[11] **Patent Number: Des. 384,597**
[45] **Date of Patent: **Oct. 7, 1997**

[54] **HANGING ORNAMENT**

[75] **Inventor: Evert Witteveen, Laguna Beach, Calif.**

[73] **Assignee: Zig, Inc., Laguna Hills, Calif.**

[**] **Term: 14 Years**

[21] **Appl. No.: 55,686**

[22] **Filed: Jun. 11, 1996**

[51] **LOC (6) Cl. 11-05**

[52] **U.S. Cl. D11/125; D11/121; D11/133**

[58] **Field of Search D11/131, 133,
D11/121, 125, 184; 428/7, 542.2-542.6**

[56] **References Cited**

U.S. PATENT DOCUMENTS

D. 265,386	7/1982	Breyer	D11/125
D. 272,328	1/1984	Breyer	D11/125 X
D. 272,330	1/1984	Breyer-Lindner	.	
D. 278,042	3/1985	Breyer-Lindner	.	
D. 279,772	7/1985	Breyer-Lindner	.	
D. 279,773	7/1985	Breyer-Lindner	.	
D. 281,678	12/1985	Breyer-Lindner	.	
D. 284,273	6/1986	Breyer-Lindner	.	
D. 285,293	8/1986	Breyer-Lindner	.	

Primary Examiner—Dominic Simone
Attorney, Agent, or Firm—Knobbe, Martens, Olson & Bear, L.L.P.

[57] **CLAIM**

The ornamental design for a hanging ornament, as shown and described.

DESCRIPTION

FIG. 1 is a front elevational view of a hanging ornament

showing my new design, the rear being a mirror image, and the broken line showing of the surface ornamentation and suspension element is for illustrative purposes only and forms no part of the claim;

FIG. 2 is a top plan view of the hanging ornament of FIG. 1;

FIG. 3 is a right-side elevational view of the hanging ornament of FIG. 1, the left-side elevational view being a mirror image thereof;

FIG. 4 is a bottom plan view of the hanging ornament of FIG. 4;

FIG. 5 is a front elevational view of a second embodiment of FIG. 1, the broken line showing of the surface ornamentation is for illustrative purposes only and forms no part of the claim;

FIG. 6 is a top plan view of the hanging ornament of FIG. 5;

FIG. 7 is a right-side elevational view of the hanging ornament of FIG. 5, the left-side elevational view being a mirror image thereof;

FIG. 8 is a bottom plan view of the hanging ornament of FIG. 5; and,

FIG. 9 is a rear elevational view of the hanging ornament of FIG. 5, the broken line showing of surface ornamentation is for illustrative purposes only and forms no part of the claim.

1 Claim, 3 Drawing Sheets

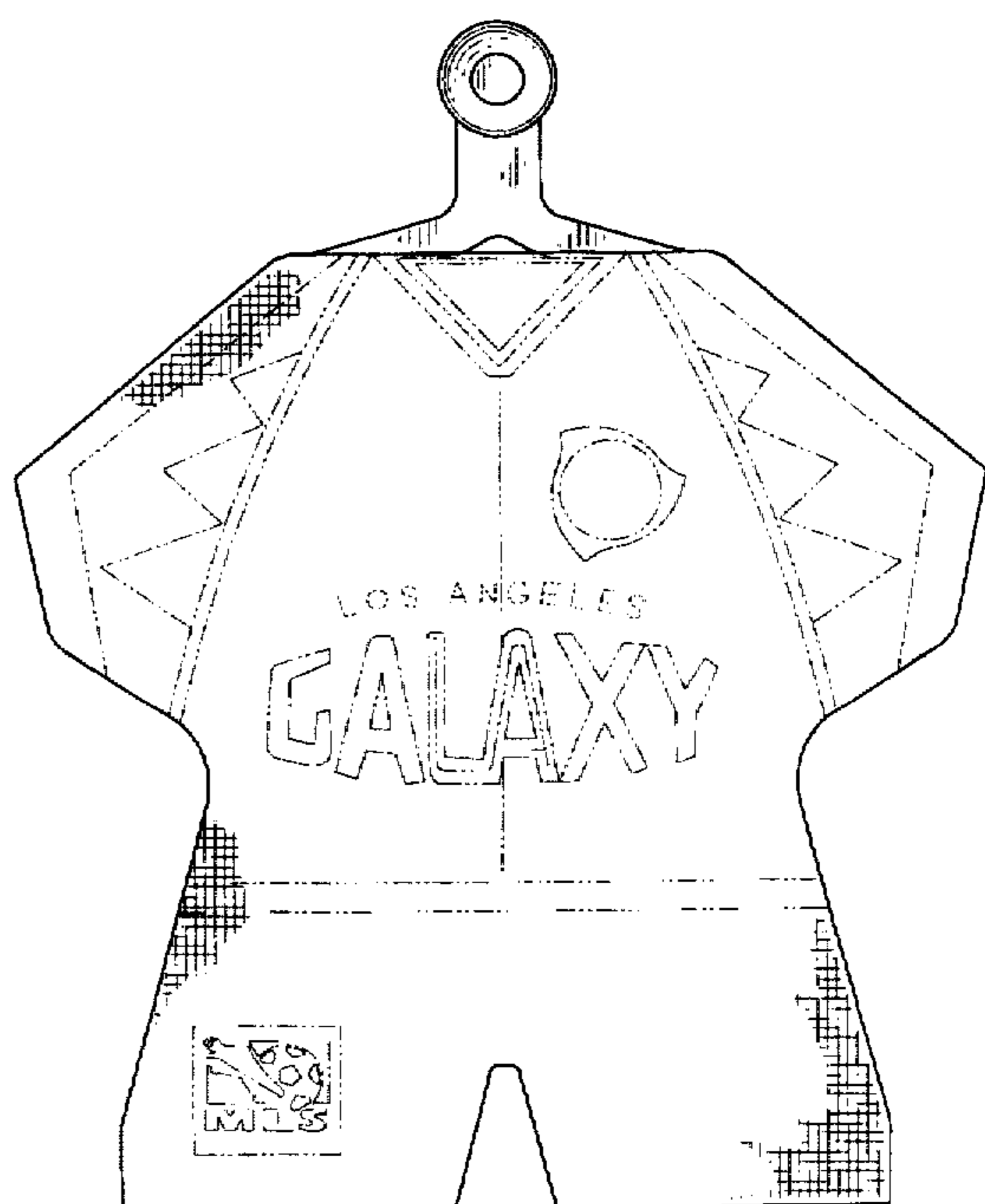
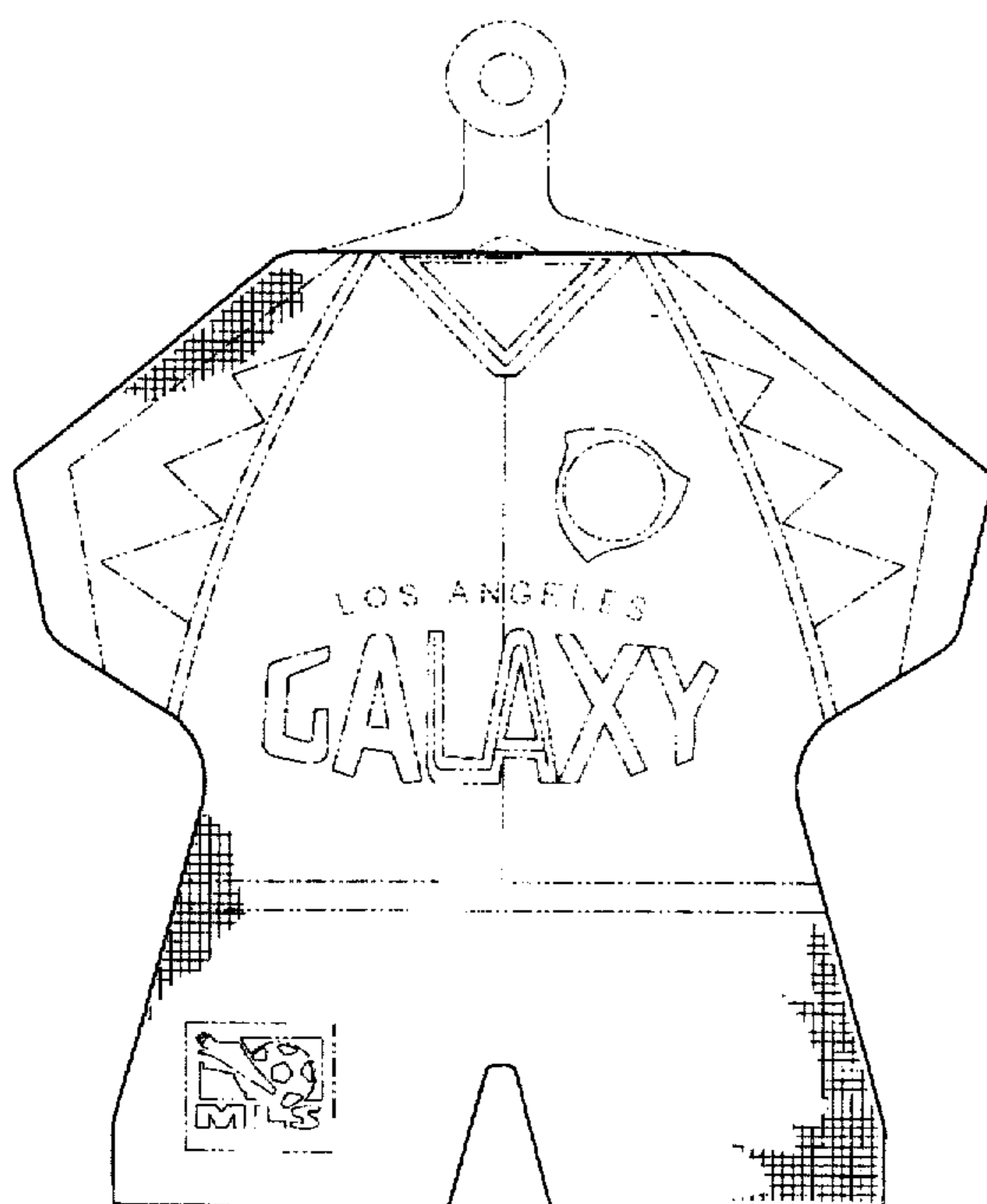


Fig. 2




Fig. 1

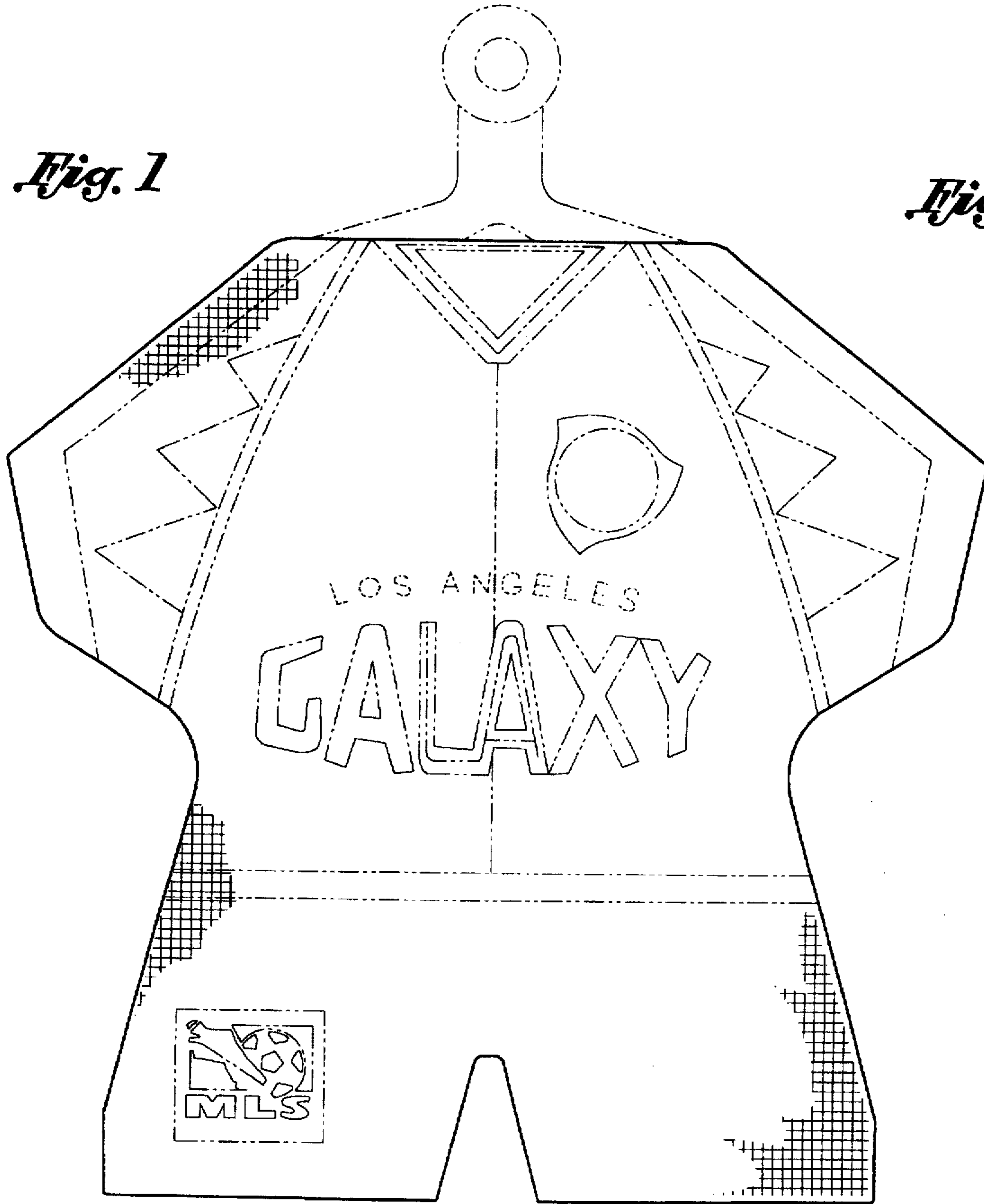


Fig. 3

Fig. 4

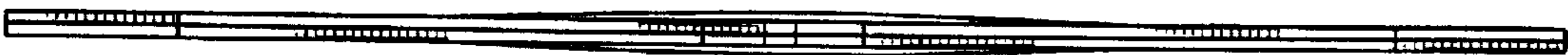


Fig. 6

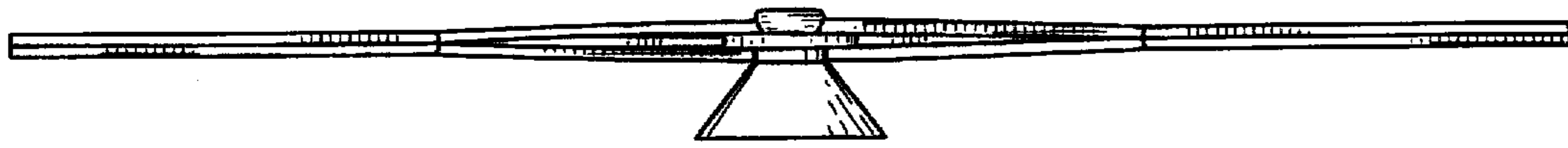


Fig. 5

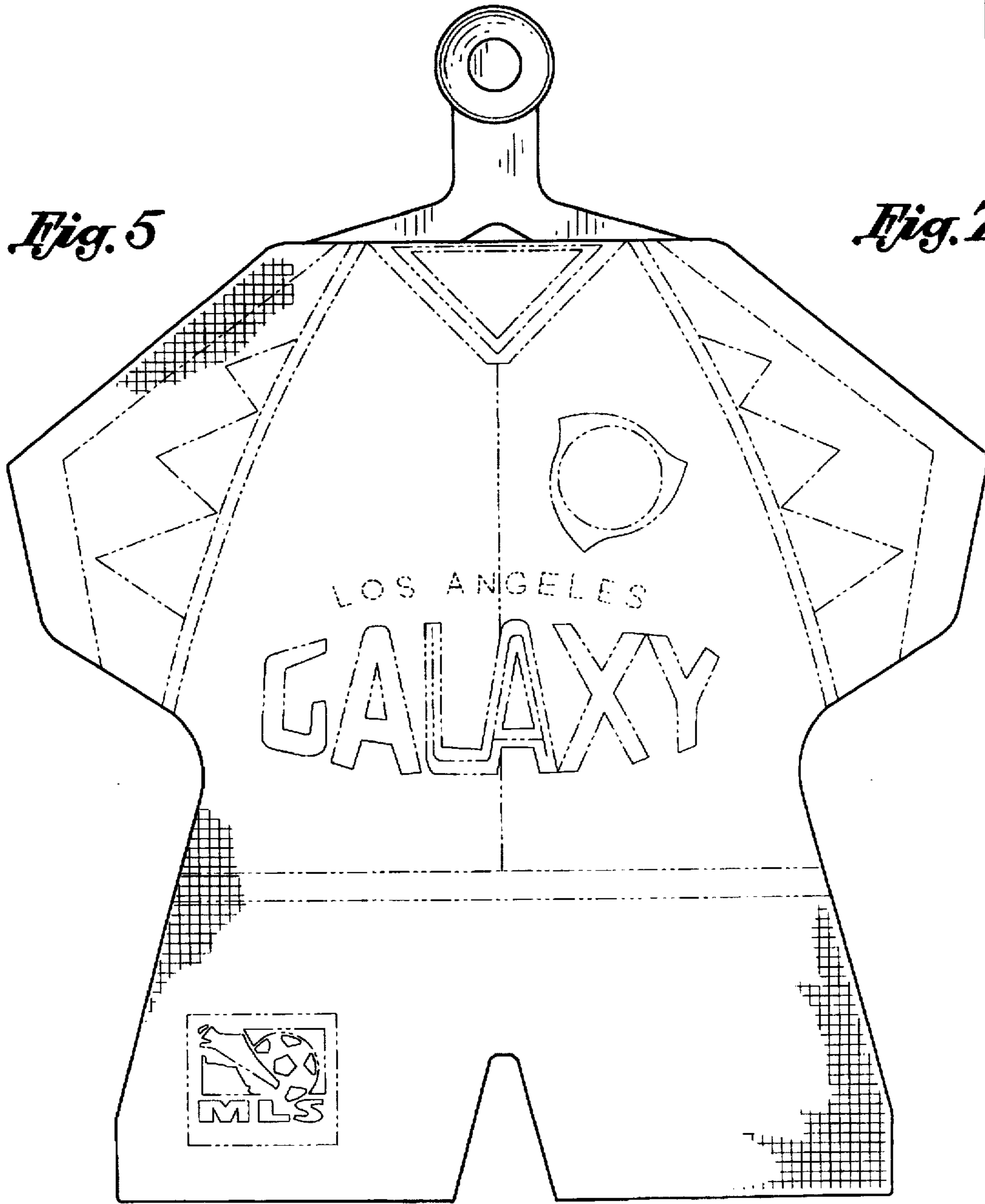


Fig. 7

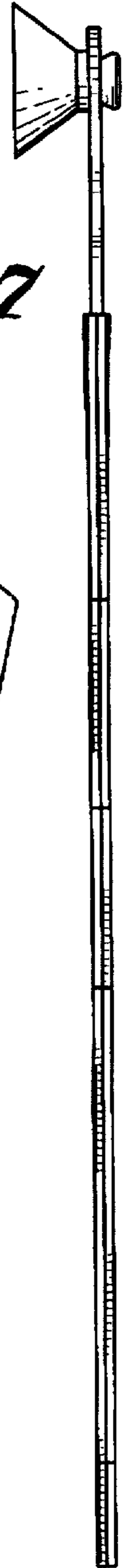


Fig. 8

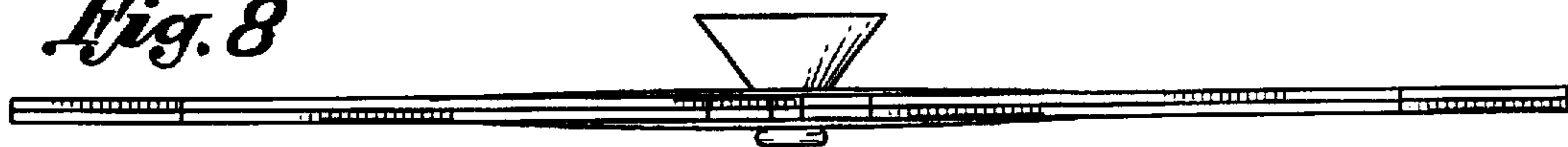


Fig. 9

