



US00D384594S

**United States Patent** [19]  
**Lara**

[11] **Patent Number:** **Des. 384,594**  
[45] **Date of Patent:** **\*\*Oct. 7, 1997**

[54] **CHRISTMAS CAR SWAG**

[76] **Inventor:** **Elsie Lara**, P.O. Box 318, Mesa, Ariz. 85211

[\*\*] **Term:** **14 Years**

[21] **Appl. No.:** **51,731**

[22] **Filed:** **Mar. 15, 1996**

[51] **LOC (6) Cl.** ..... **11-99**

[52] **U.S. Cl.** ..... **D11/120; D11/121; D12/400**

[58] **Field of Search** ..... **D11/117, 119, D11/120, 121; D12/400; 428/10, 31**

[56] **References Cited**

**U.S. PATENT DOCUMENTS**

D. 195,397	6/1963	Whiteham	.....	D11/120
D. 250,101	10/1978	Bartels et al.	.	
D. 275,845	10/1984	Kelly	.	
D. 307,412	4/1990	Kaiser, Jr.	.	
3,591,442	7/1971	Matesi	.....	428/10
4,339,787	7/1982	Burnbaum	.	
5,250,331	10/1993	Grefalda	.	
5,338,585	8/1994	Fraus et al.	.	

**OTHER PUBLICATIONS**

Frankel Associates Catalog; 1965; p. 51; #2101X9 Wall-piece.  
Frankel Associates Catalog; 1965; p. 51; #2103X9 Poinsetta.

*Primary Examiner*—Dominic Simone

[57] **CLAIM**

The ornamental design for the Christmas car swag, as shown and described.

**DESCRIPTION**

FIG. 1 is a front elevational view of the Christmas car swag showing my new design thereof;

FIG. 2 is a rear elevational view thereof;

FIG. 3 is a right side elevational view thereof, the left side being a mirror image;

FIG. 4 is a top plan view thereof, the bottom being a mirror image and the electrical cord shown in broken lines for illustrative purposes only and forms no part of the claimed design; and,

FIG. 5 is a perspective view of the Christmas car swag showing a use thereof, the broken line showing of a portion of a vehicle is for illustrative purposes only and forms no part of the claimed design.

**1 Claim, 3 Drawing Sheets**

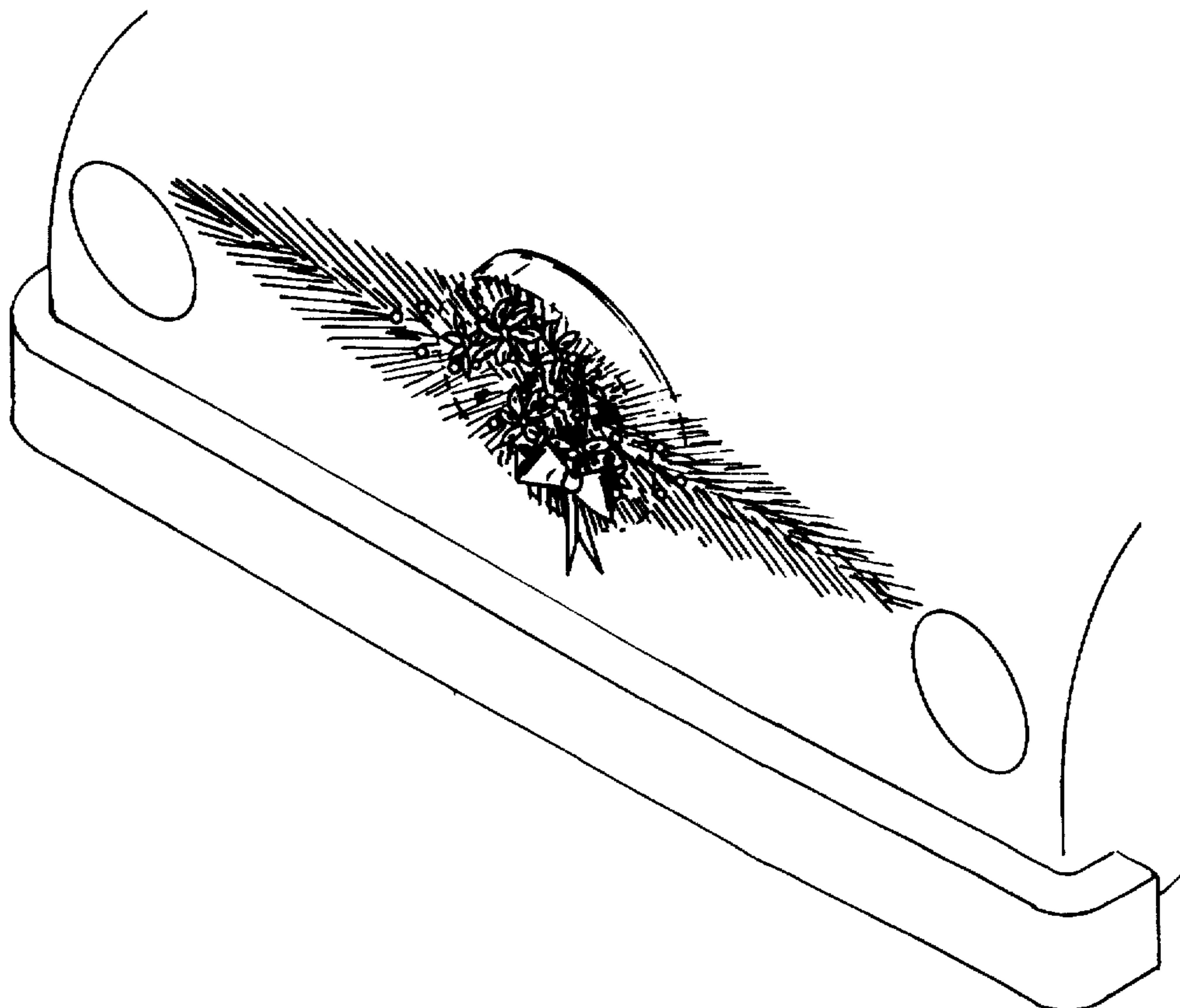


FIG 1




FIG 2






FIG 3




FIG 4

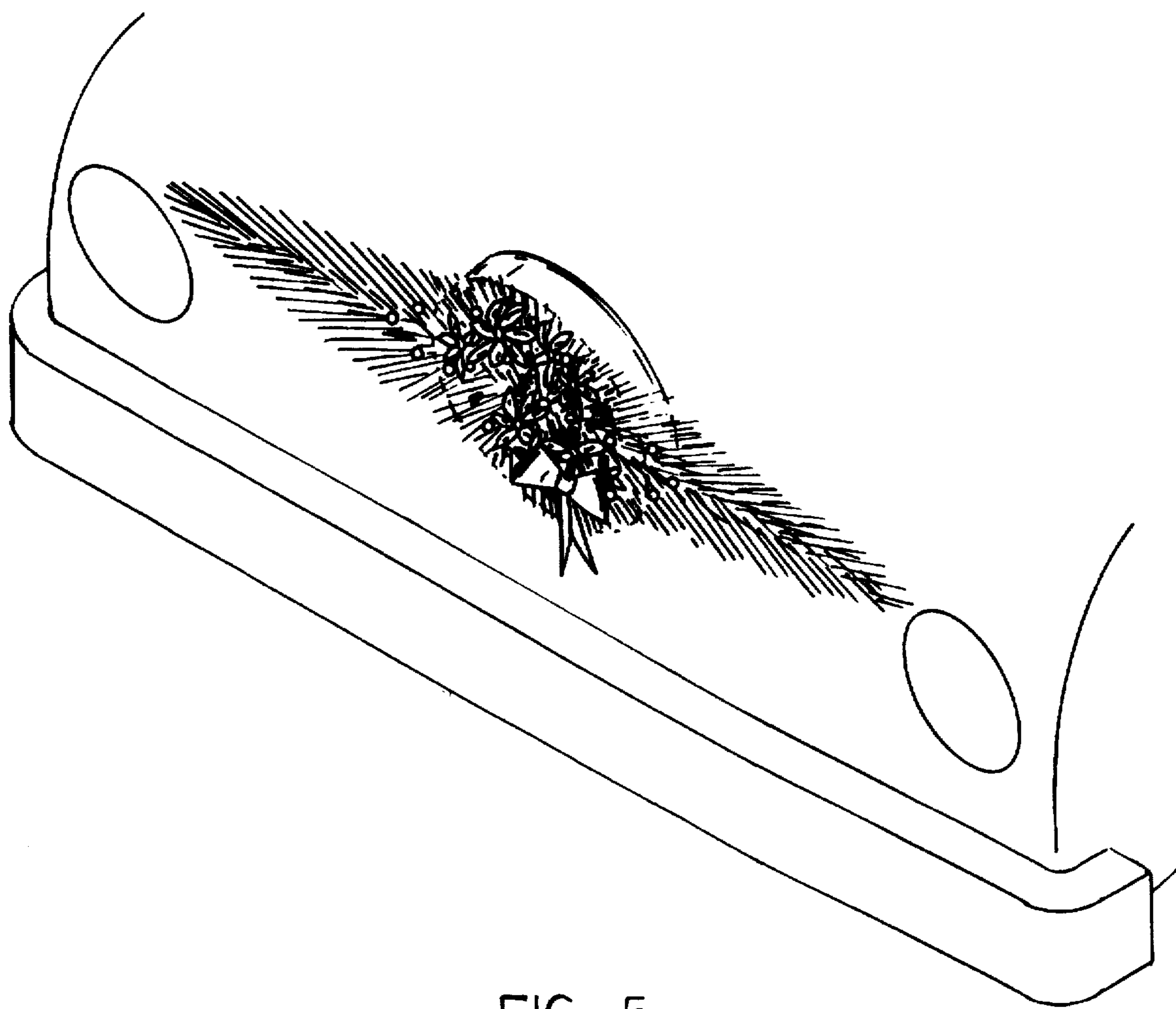


FIG 5