



US00D384591S

**United States Patent** [19]  
**Richards**

[11] **Patent Number: Des. 384,591**  
[45] **Date of Patent: \*\*Oct. 7, 1997**

[54] **DOLLAR BILL STRAIGHTENER**

[76] **Inventor: Rodney L. Richards**, 1130 Center Point Rd. NE., Apt. 35, Cedar Rapids, Iowa 52402-3852

[\*\*] **Term: 14 Years**

[21] **Appl. No.: 49,530**

[22] **Filed: Jan. 29, 1996**

[51] **LOC (6) Cl. .... 11-01**

[52] **U.S. Cl. .... D11/78.1**

[58] **Field of Search .... D11/78.1, 215, D11/202-205; D8/395; 150/132; 24/555**

[56] **References Cited**

**U.S. PATENT DOCUMENTS**

D. 299,008	12/1988	Näslund	.....	D8/395
D. 312,773	12/1990	Salinas	.....	D8/395
D. 330,688	11/1992	Haines	.....	D11/78.1
D. 363,453	10/1995	Herdt	.....	D11/78.1
2,599,921	6/1952	Johnson	.....	D11/202

**OTHER PUBLICATIONS**

Bennet Brothers 1992 Blue Book Item "N" upper right side of p. 139.

*Primary Examiner*—Ralf Seifert

[57] **CLAIM**

The ornamental design for a dollar bill straightener, as shown and described.

**DESCRIPTION**

FIG. 1 is a right view of the dollar bill straightener showing my new design;

FIG. 2 is a left view thereof;

FIG. 3 is a rear elevational view thereof;

FIG. 4 is a front elevational view thereof;

FIG. 5 is a top plan view thereof;

FIG. 6 is a bottom plan view thereof; and,

FIG. 7 is an isometric view thereof.

The broken line showing of currency, in FIG. 7, is for illustrative purposes only and forms no part of the claimed design.

**1 Claim, 3 Drawing Sheets**

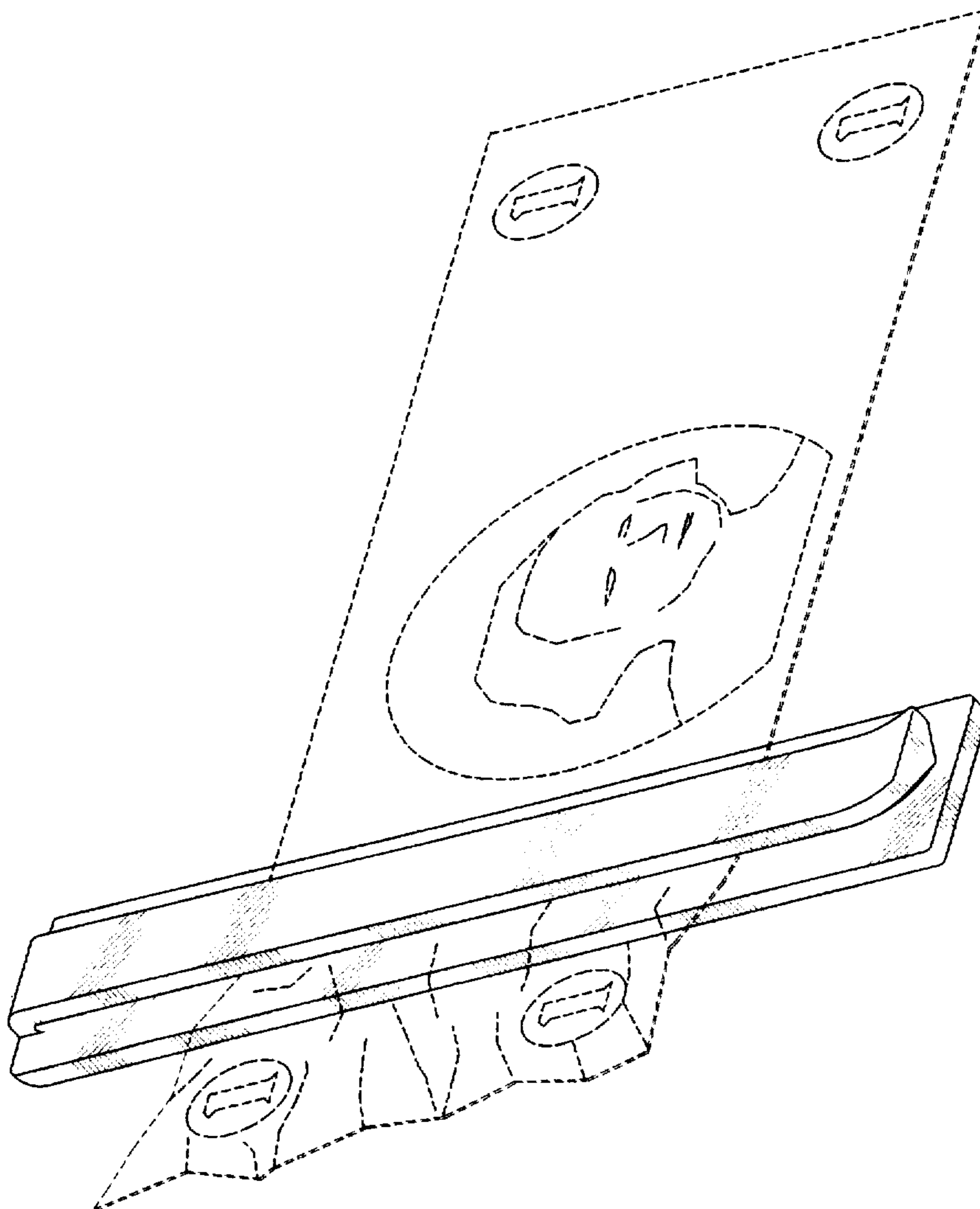


FIG. 1

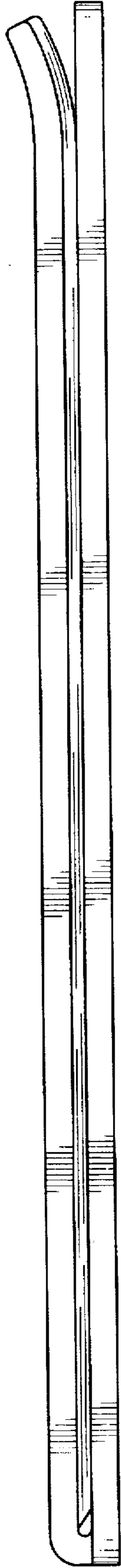


FIG. 2

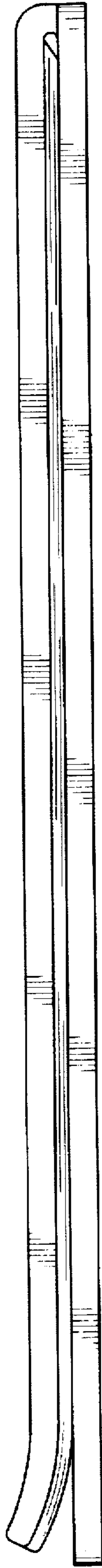


FIG. 4

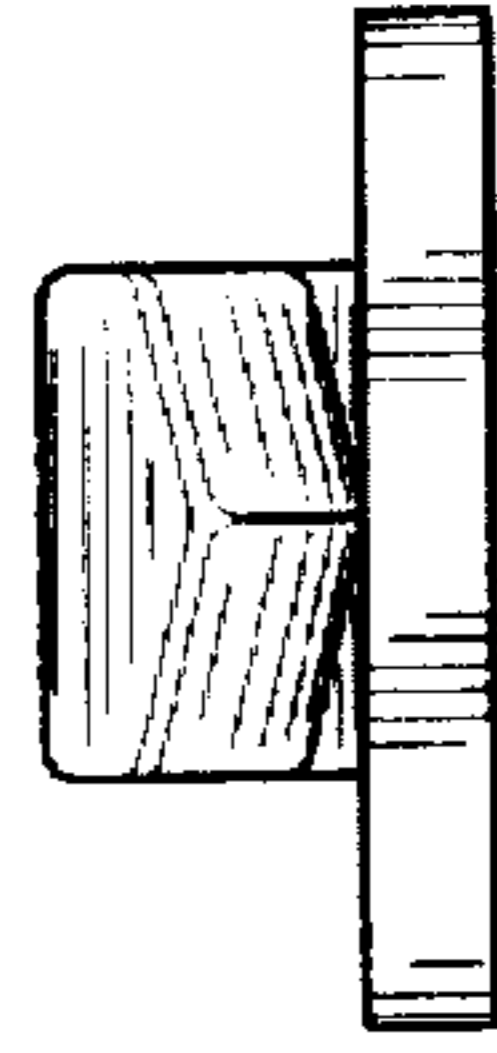


FIG. 3



FIG. 5

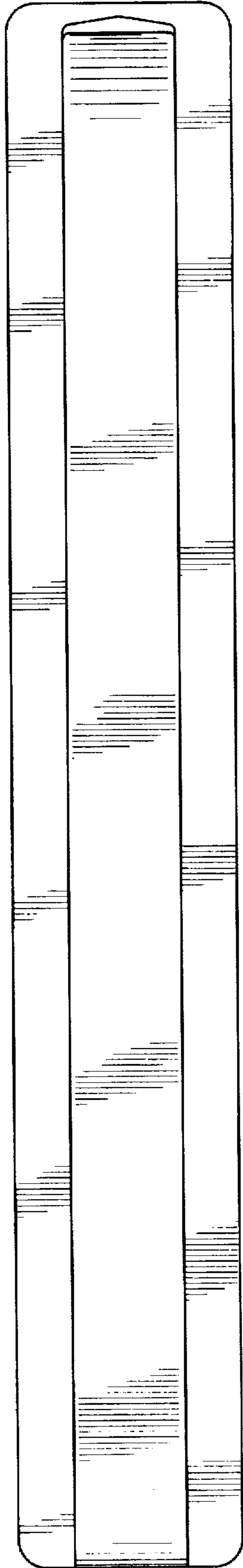


FIG. 6




FIG. 7

