

US00D384585S

United States Patent [19] Swarr

[11] Patent Number: **Des. 384,585**
[45] Date of Patent: ****Oct. 7, 1997**

[54] **CORNER PROTECTOR**
[75] Inventor: **Frederick D. Swarr, Manheim, Pa.**

[73] Assignee: **All-Size Corrugated Products,
Columbia, Pa.**

[**] Term: **14 Years**

[21] Appl. No.: **51,809**

[22] Filed: **Mar. 18, 1996**

[51] LOC (6) Cl. **09-07**

[52] U.S. Cl. **D9/456**

[58] Field of Search D9/434, 456, 499;
206/586; 229/165, 167, 169, 178; D8/382,
403; 52/631, 656.9; D25/102

[56] References Cited

U.S. PATENT DOCUMENTS

D. 259,083	5/1981	Riegsecker	D9/456	X
D. 261,235	10/1981	McMullen	D9/434	
D. 361,846	8/1995	Te'Kannon	D25/102	X
987,046	3/1911	Cary	52/656.9	X
3,046,614	7/1962	Sherron	52/656.9	X
4,127,192	11/1978	Card	206/586	

4,134,496	1/1979	Smith	206/586	X
4,240,765	12/1980	Offterdinger	52/656.9	X
4,320,839	3/1982	Skaggs	229/167	X

FOREIGN PATENT DOCUMENTS

3701293	4/1988	Germany	206/586	
109671	10/1966	Norway	52/656.9	

Primary Examiner—James Gandy
Assistant Examiner—Cathron B. Matta
Attorney, Agent, or Firm—Dan Williams

[57] CLAIM

The ornamental design for a corner protector, as shown and described.

DESCRIPTION

FIG. 1 is a top plan view showing my new design;
FIG. 2 is a front elevational view thereof;
FIG. 3 is a rear elevational view thereof;
FIG. 4 is a bottom plan view of my new design;
FIG. 5 is a right side elevational view of my new design, the right side and left side views being mirror images and symmetrical; and,
FIG. 6 is a top front right perspective view of my invention.

1 Claim, 3 Drawing Sheets

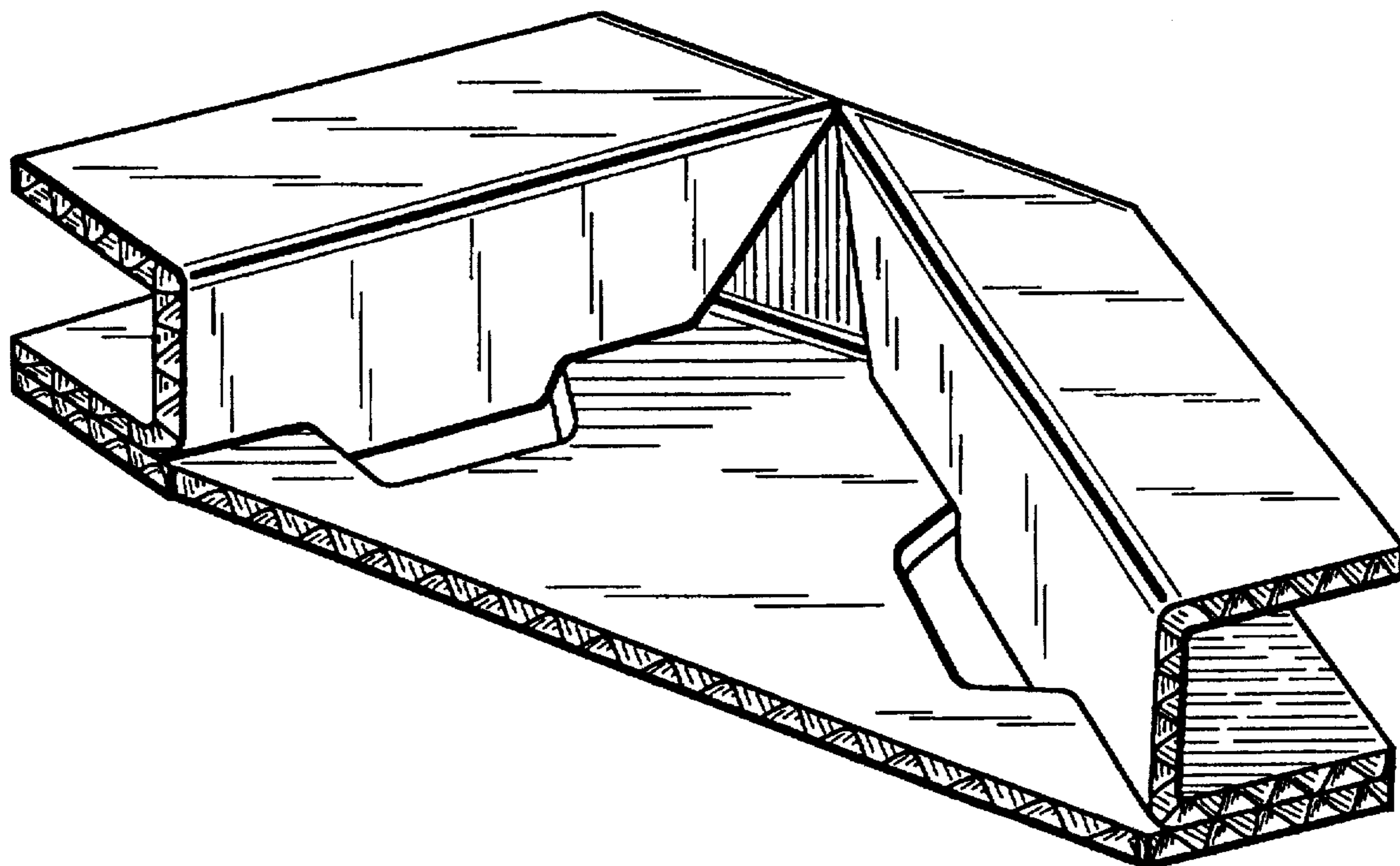


Fig. 1

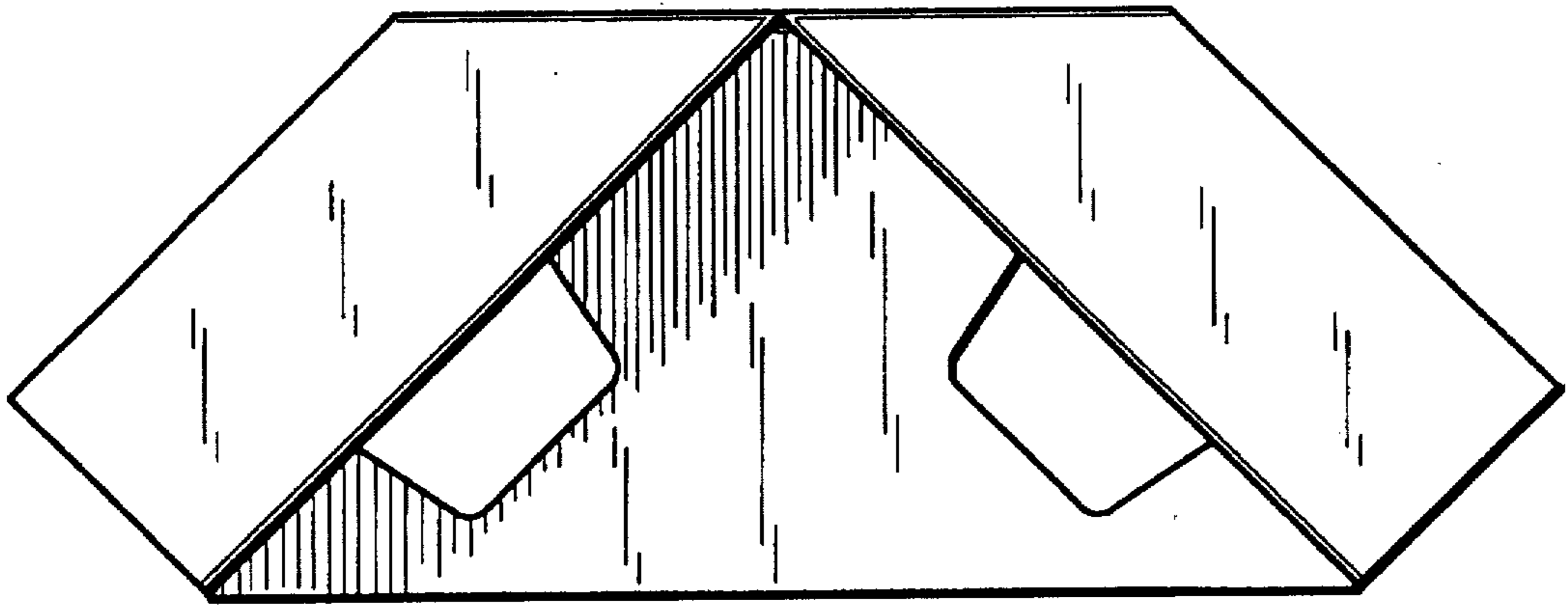


Fig. 2

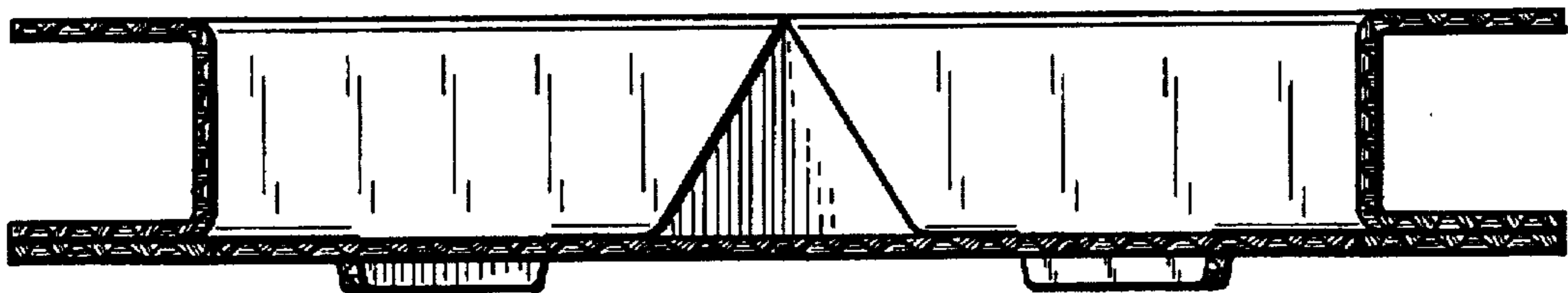


Fig. 3

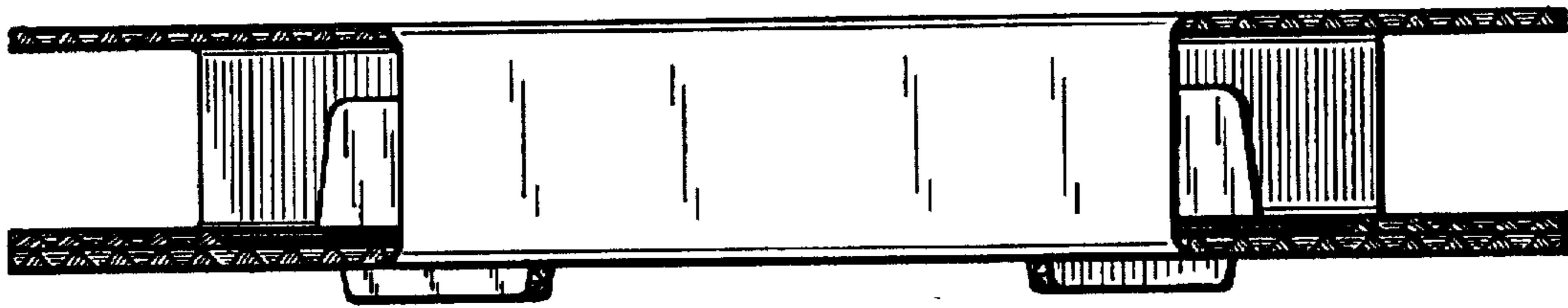


Fig. 4

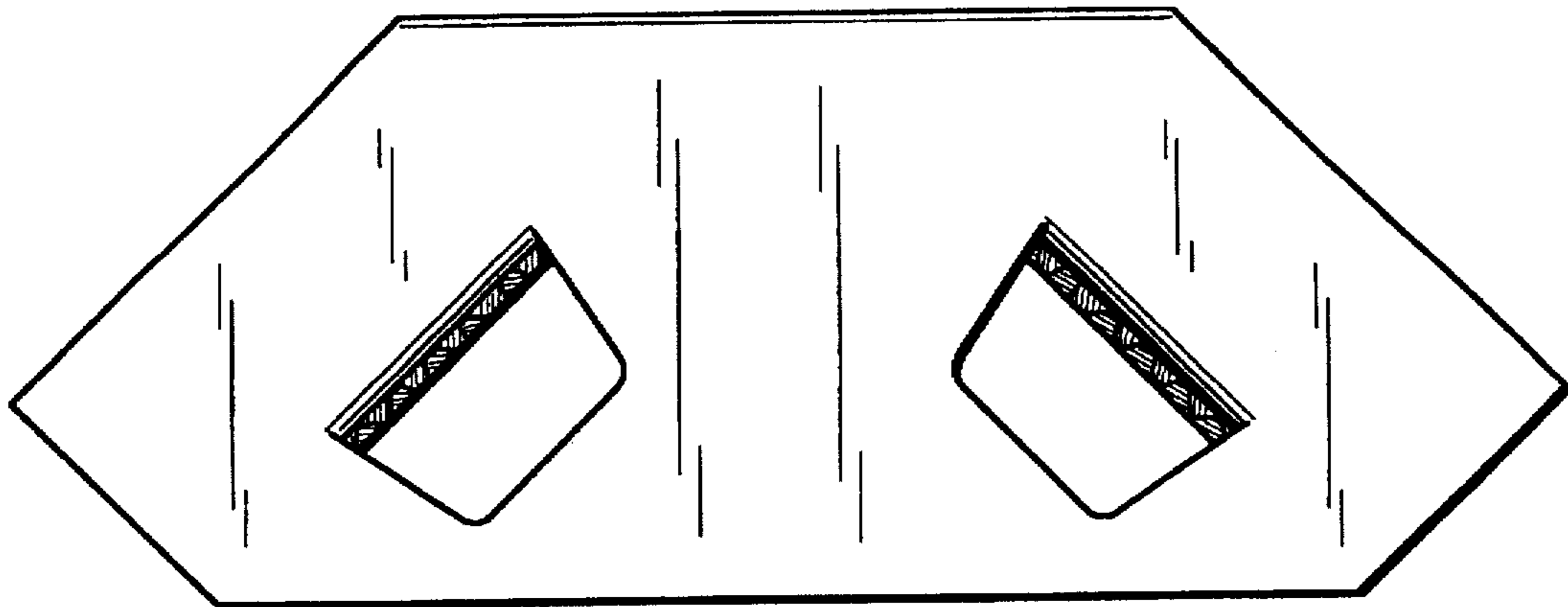


Fig. 5

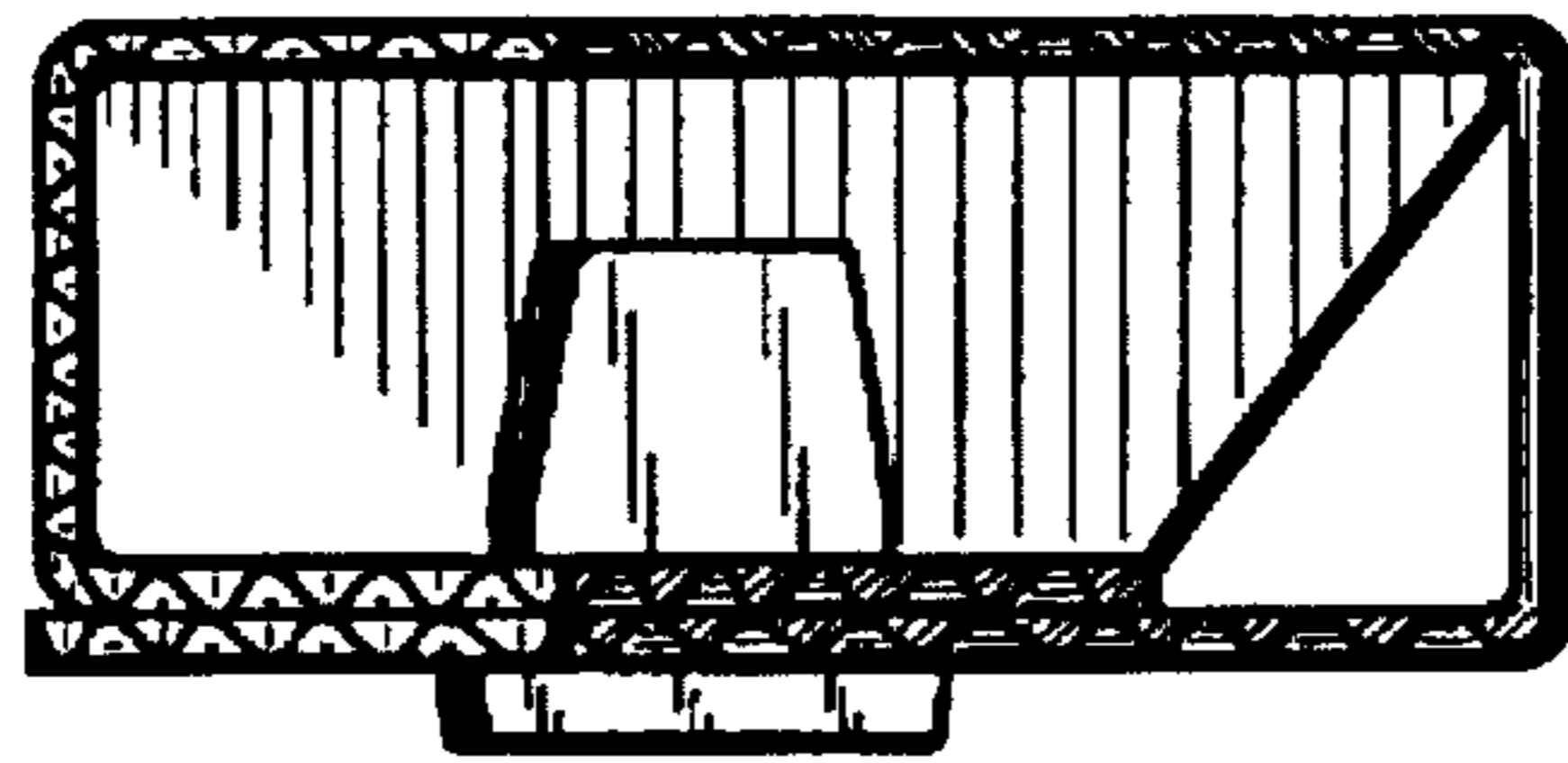


Fig. 6

