



US00D384567S

United States Patent [19]
Chang

[11] **Patent Number:** **Des. 384,567**
[45] **Date of Patent:** ****Oct. 7, 1997**

[54] **HANDLE FOR A HAND TOOL**

[76] **Inventor:** **Tsung-Chieh Chang**, No. 101, Alley
81, Lane 2, Sec. 1, Chung Hsien Rd.,
Ta Li City, Taichung Hsien, Taiwan

[**] **Term:** **14 Years**

[21] **Appl. No.:** **57,349**

[22] **Filed:** **Jul. 23, 1996**

[51] **LOC (6) Cl.** **08-06**

[52] **U.S. Cl.** **D8/107; D8/DIG. 5; D9/315**

[58] **Field of Search** **D9/315; D8/81-87,**
D8/300, 107, 305, DIG. 4-8; 7/167; 16/110 R;
81/436, 438, 439, 489, 177.1; 76/84

[56] **References Cited**

U.S. PATENT DOCUMENTS

D. 73,190 8/1927 Mezitis D9/315
D. 124,541 1/1941 Rosenbloom D8/DIG. 5

D. 128,186 7/1941 Yellin D8/DIG. 5
D. 331,692 12/1992 Rieser D8/107
4,090,418 5/1978 Ishida 76/84
4,633,552 1/1987 Eriksson 16/110 R X

Primary Examiner—Martie Thompson
Attorney, Agent, or Firm—Varndell Legal Group

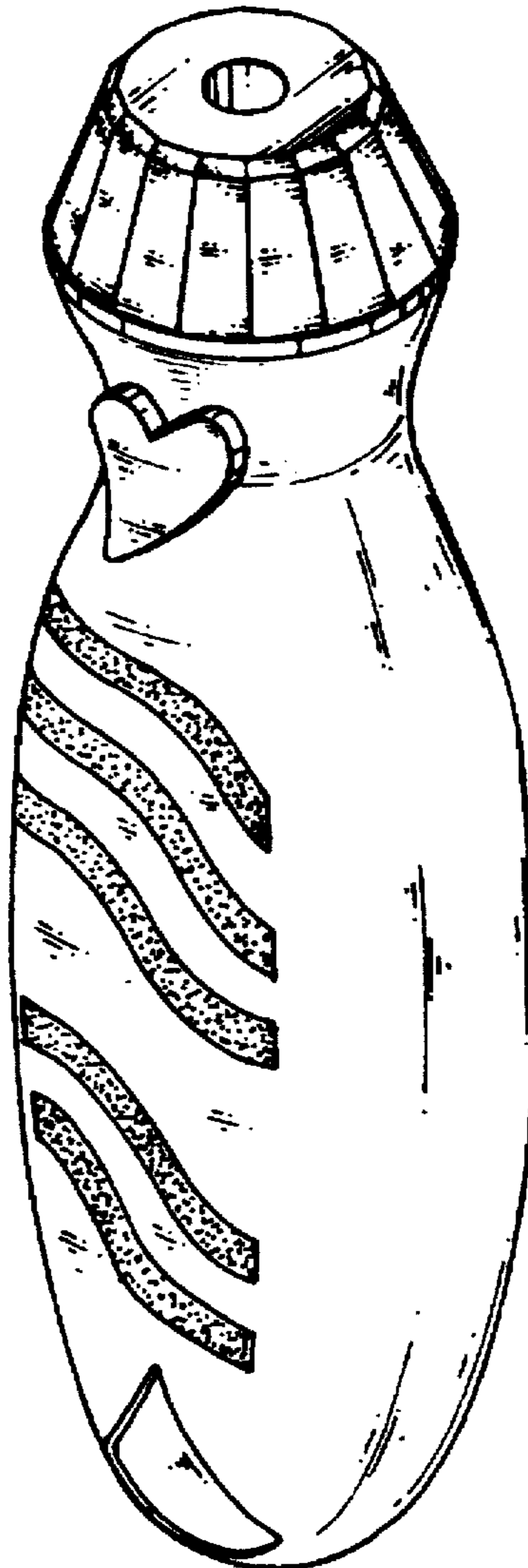
[57] **CLAIM**

The ornamental design for handle for a hand tool, as shown and described.

DESCRIPTION

FIG. 1 is a perspective view of a handle for a hand tool showing my new design;
FIG. 2 is a top plan view thereof;
FIG. 3 is a front elevational view thereof;
FIG. 4 is a bottom plan view thereof; and
FIG. 5 is a side elevational view thereof, the opposite side being a mirror image of that shown.

1 Claim, 3 Drawing Sheets



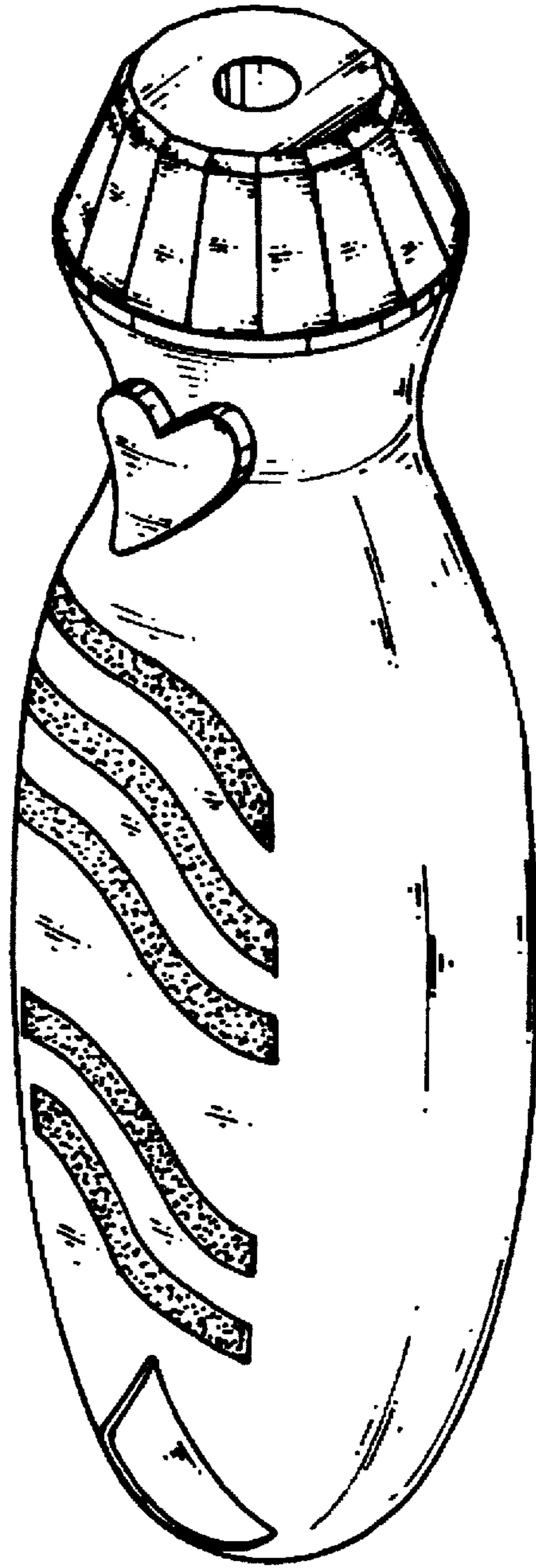


Fig . 1

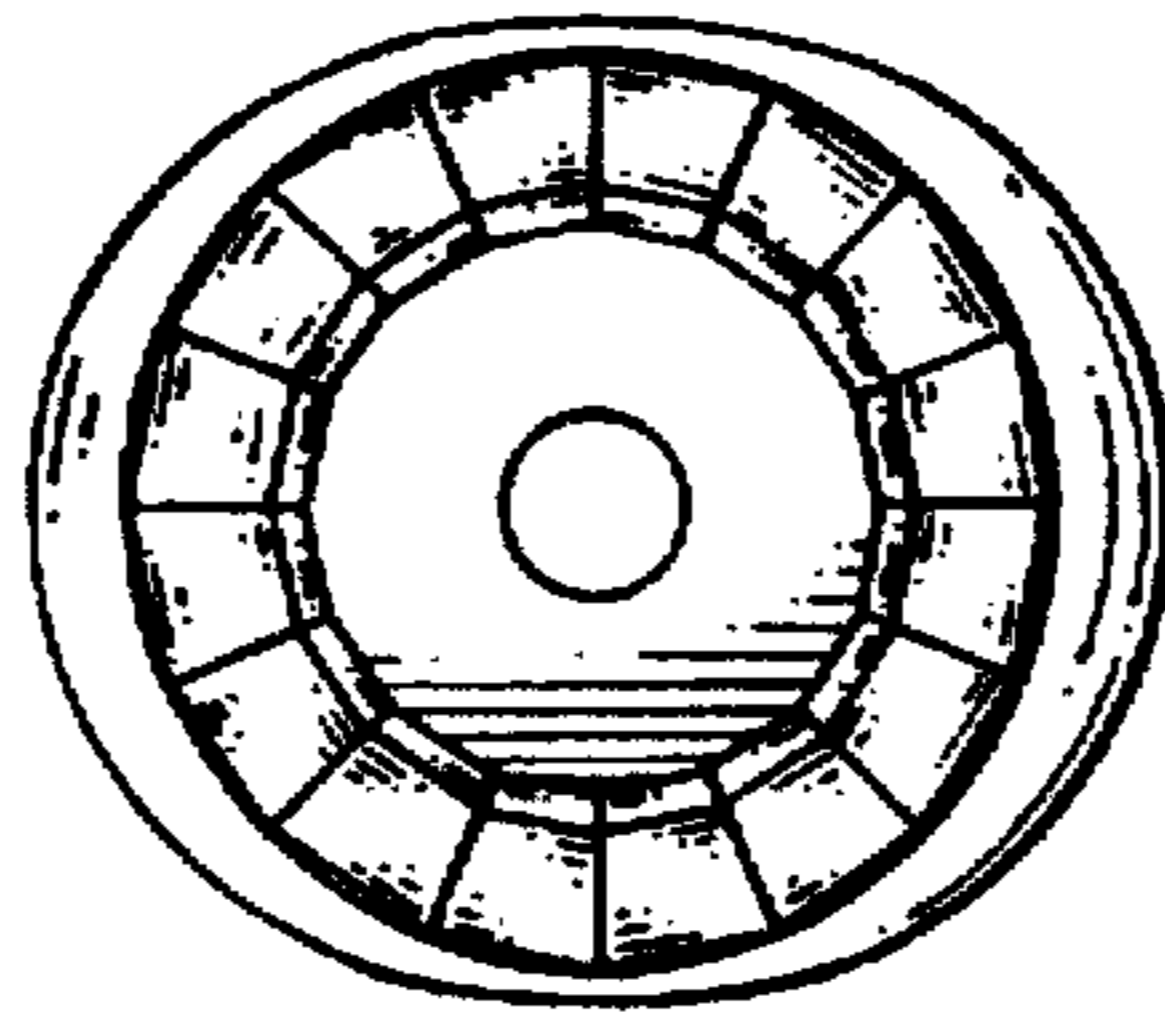


Fig . 2




Fig . 3

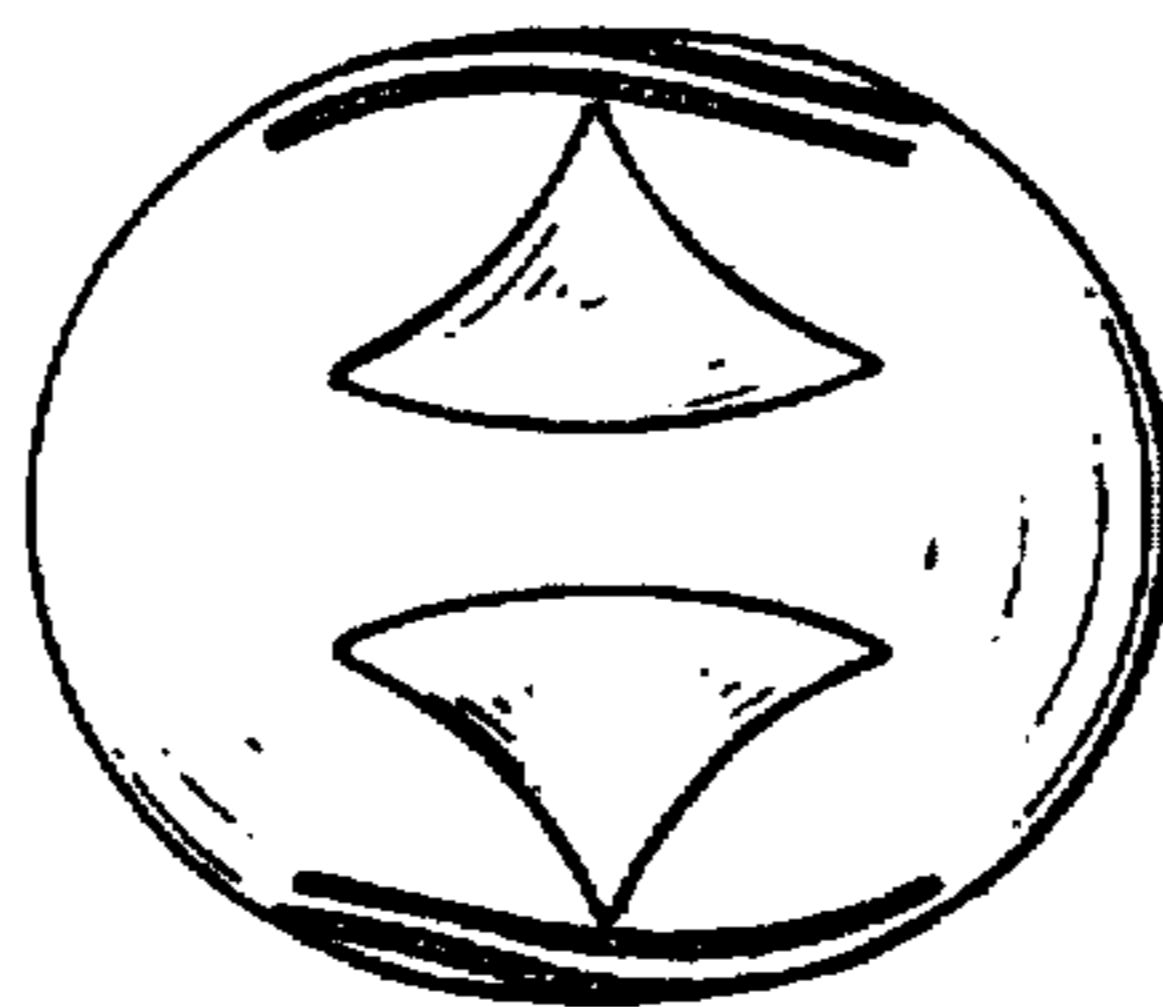


Fig . 4



Fig . 5