



US00D384565S

United States Patent [19] Lin

[11] Patent Number: **Des. 384,565**
[45] Date of Patent: ****Oct. 7, 1997**

[54] **DRIVER HANDLE**

[75] Inventor: **Ching-Chou Lin**, Taichung Hsien, Taiwan

[73] Assignee: **Shou King Enterprise Co., Ltd.**, Taichung Hsien, Taiwan

[**] Term: **14 Years**

[21] Appl. No.: **50,478**

[22] Filed: **Feb. 20, 1996**

[51] LOC (6) Cl. **08-04**

[52] U.S. Cl. **D8/83; D8/107**

[58] Field of Search **D8/82, 83, 84, D8/85, 86, 107; 81/436, 437, 438, 439, 440, 177.1; 16/110 R**

[56] **References Cited**

U.S. PATENT DOCUMENTS

- D. 309,246 7/1990 Cascio et al. D8/82
- D. 312,563 12/1990 Hillinger D8/82
- D. 329,367 9/1992 Landy D8/83

- D. 340,633 10/1993 Badiali D8/85
- D. 346,943 5/1994 Haberstroh D8/83
- D. 360,344 7/1995 Eggert et al. D8/83
- 4,951,533 8/1990 Hillinger D8/83
- 5,228,363 7/1993 Corona et al. 81/439
- 5,390,572 2/1995 Gakhar et al. 81/436

Primary Examiner—Philip S. Hyder
Attorney, Agent, or Firm—Bacon & Thomas

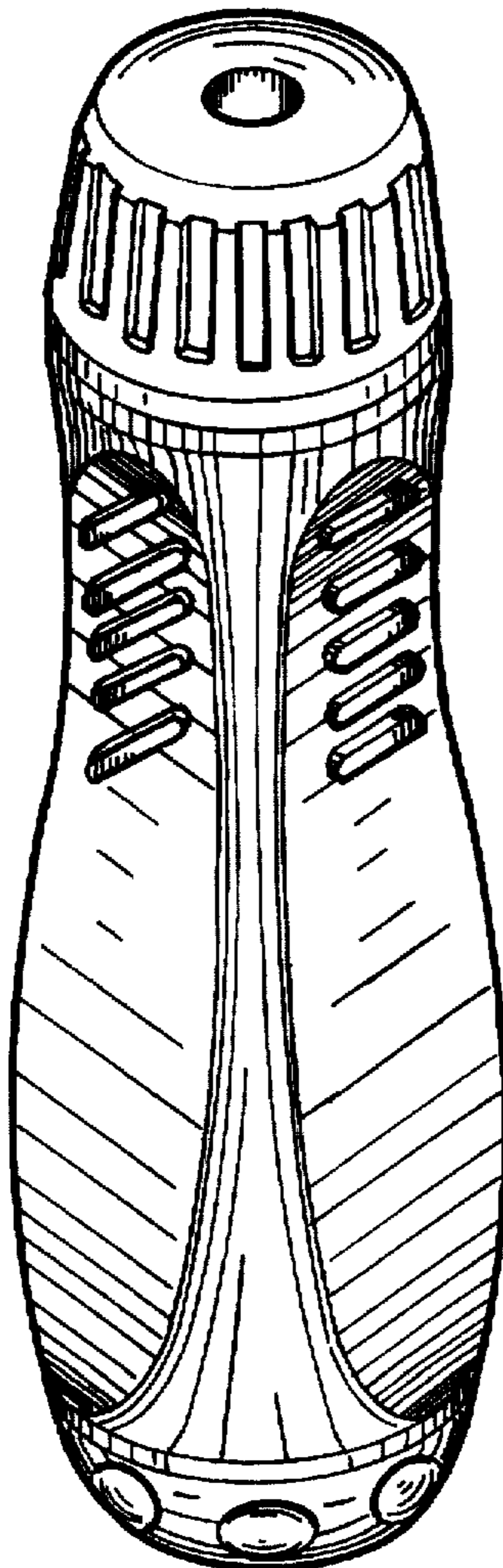
[57] **CLAIM**

The ornamental design for a driver handle, as shown and described.

DESCRIPTION

FIG. 1 is a perspective view of a driver handle showing my new design thereof;
FIG. 2 is a front elevational view thereof; and the rear elevational view being a mirror image thereof;
FIG. 3 is a left side elevational view thereof; and the right side elevational view being a mirror image thereof;
FIG. 4 is a top plan view thereof; and,
FIG. 5 is a bottom plan view thereof.

1 Claim, 3 Drawing Sheets



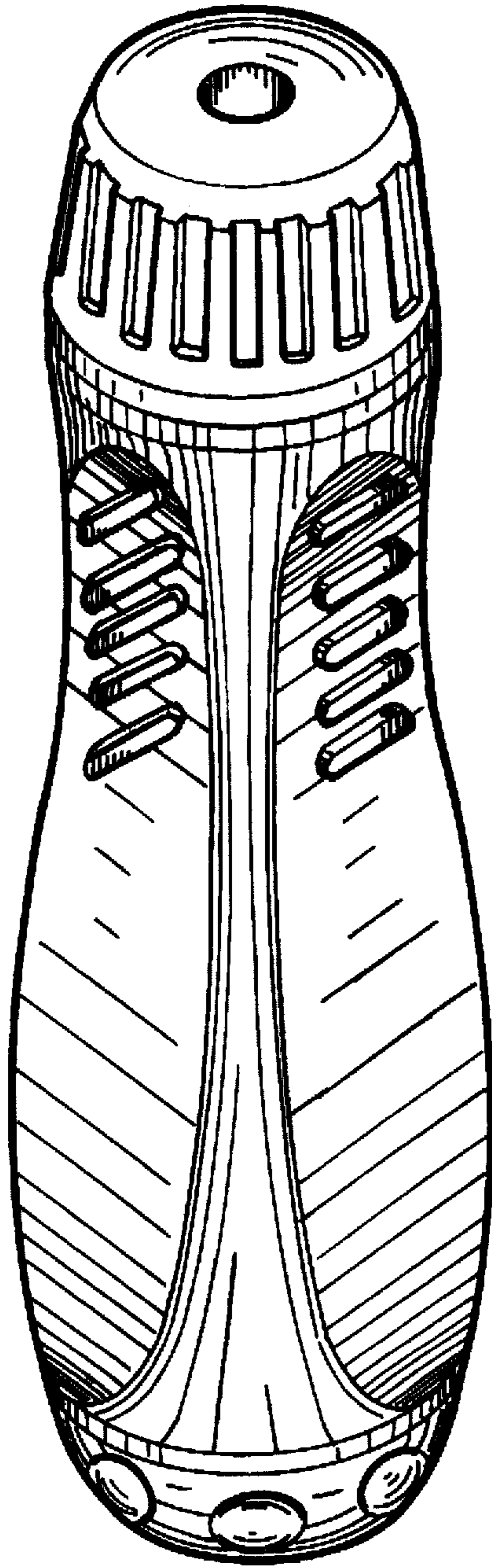


Fig . 1

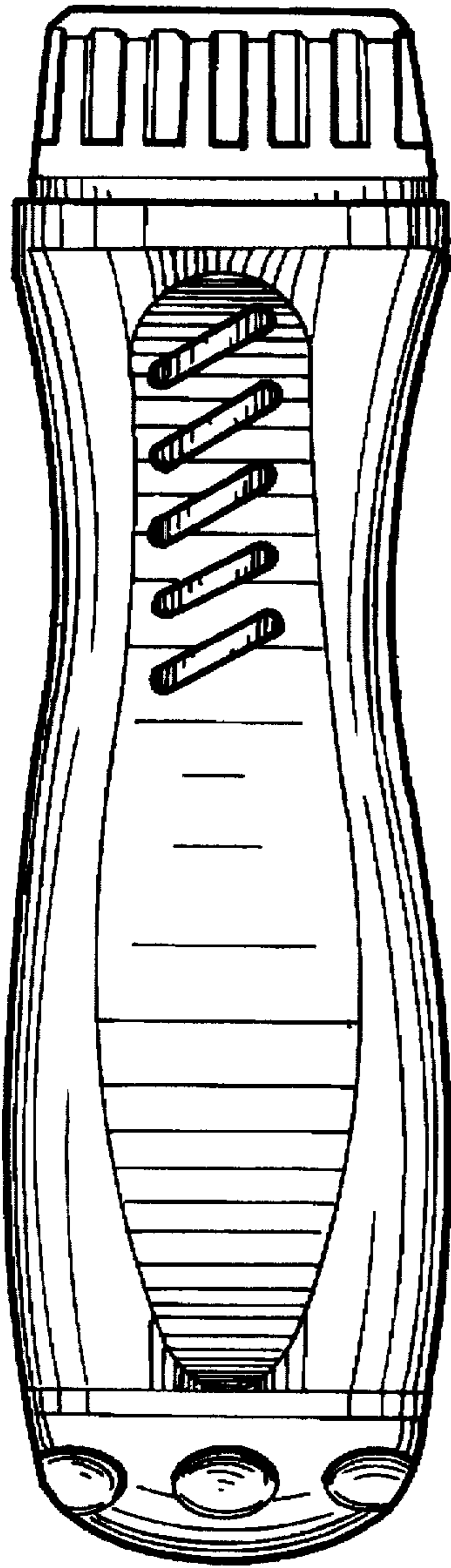


Fig . 2

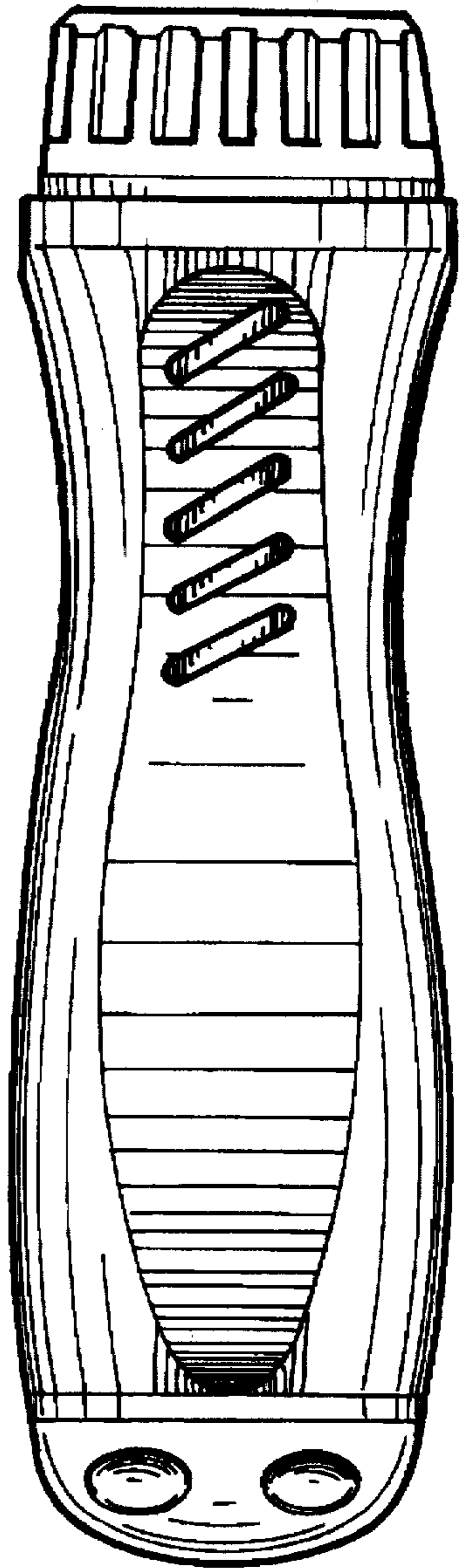


Fig . 3

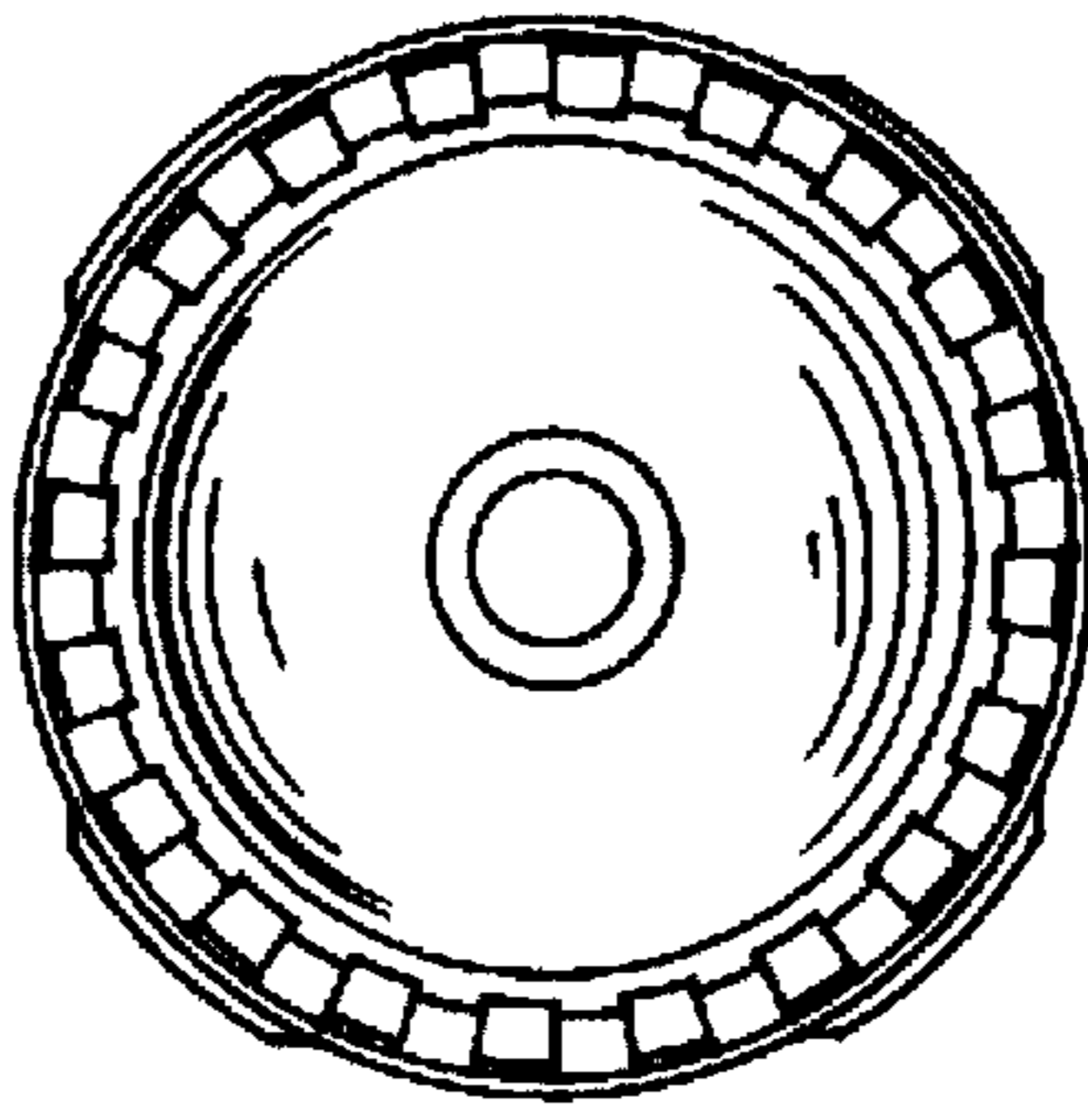


Fig. 4




Fig. 5