



US00D384559S

# United States Patent [19]

Tisbo et al.

[11] Patent Number: **Des. 384,559**

[45] Date of Patent: **\*\*Oct. 7, 1997**

[54] **HANDGRIP FOR SNOW TOOLS**  
[75] Inventors: **Thomas A. Tisbo**, Barrington Hills;  
**Stephen P. Whitehead**, Elgin, both of Ill.

4,655,494 4/1987 Eads et al. .... 294/49  
4,991,324 2/1991 Fine et al. .... 294/54.5 X  
5,228,734 7/1993 Pollastro .... 294/54.5  
5,419,600 5/1995 Tisbo et al. .... 294/54.5  
5,533,768 7/1996 Mitchell .... 294/54.5

[73] Assignee: **Suncast Corporation**, Batavia, Ill.

### FOREIGN PATENT DOCUMENTS

[\*\*] Term: **14 Years**

234243 12/1959 Australia .

[21] Appl. No.: **58,146**

### OTHER PUBLICATIONS

[22] Filed: **Aug. 8, 1996**

Ames Catalog, p. 13, shovel handle, item A located at top of page May 1986.

[51] LOC (6) Cl. .... **08-01**

Comfortably Yours Catalogue, p. 13, shovel handle, item A located near middle of page Mar. 1985.

[52] U.S. Cl. .... **D8/10**

Union Fork and Hoe Catalog, Dec. 1986, p. 18, Shovel, Item No. 4.

[58] Field of Search ..... D8/10, 107; 294/49, 294/54.5, 55, 50.7, 56

*Primary Examiner*—Holly Baynham  
*Attorney, Agent, or Firm*—Thomas W. Tolpin

### [56] References Cited

### [57] CLAIM

#### U.S. PATENT DOCUMENTS

- D. 213,630 3/1969 Hoxie et al. .... D8/10
- D. 257,210 10/1980 Bonnes ..... D9/10
- D. 267,468 1/1983 Simms ..... D8/10
- D. 296,410 6/1988 Abbott ..... 294/54.5 X
- D. 309,242 7/1990 Laslo ..... D8/6
- D. 328,553 8/1992 Norton et al. .... D8/10
- D. 331,652 12/1992 Wu ..... D8/10 X
- D. 360,564 7/1995 Tisbo et al. .... 294/49 X
- D. 363,653 10/1995 Tisbo et al. .... 294/49 X
- 366,099 7/1887 Hinchman ..... 294/56
- 930,660 8/1909 Gifford ..... 294/54.5
- 967,270 8/1910 Tiedt ..... 294/54.5 X
- 1,042,352 10/1912 Kohler ..... 294/54.5
- 1,260,276 3/1918 Miller ..... 294/54.5
- 3,177,026 4/1965 Cowan ..... 294/54.5
- 4,149,744 4/1979 Bonnes ..... 294/54.5
- 4,247,141 1/1981 Grint ..... 294/49
- 4,280,727 7/1981 Germain ..... 294/54

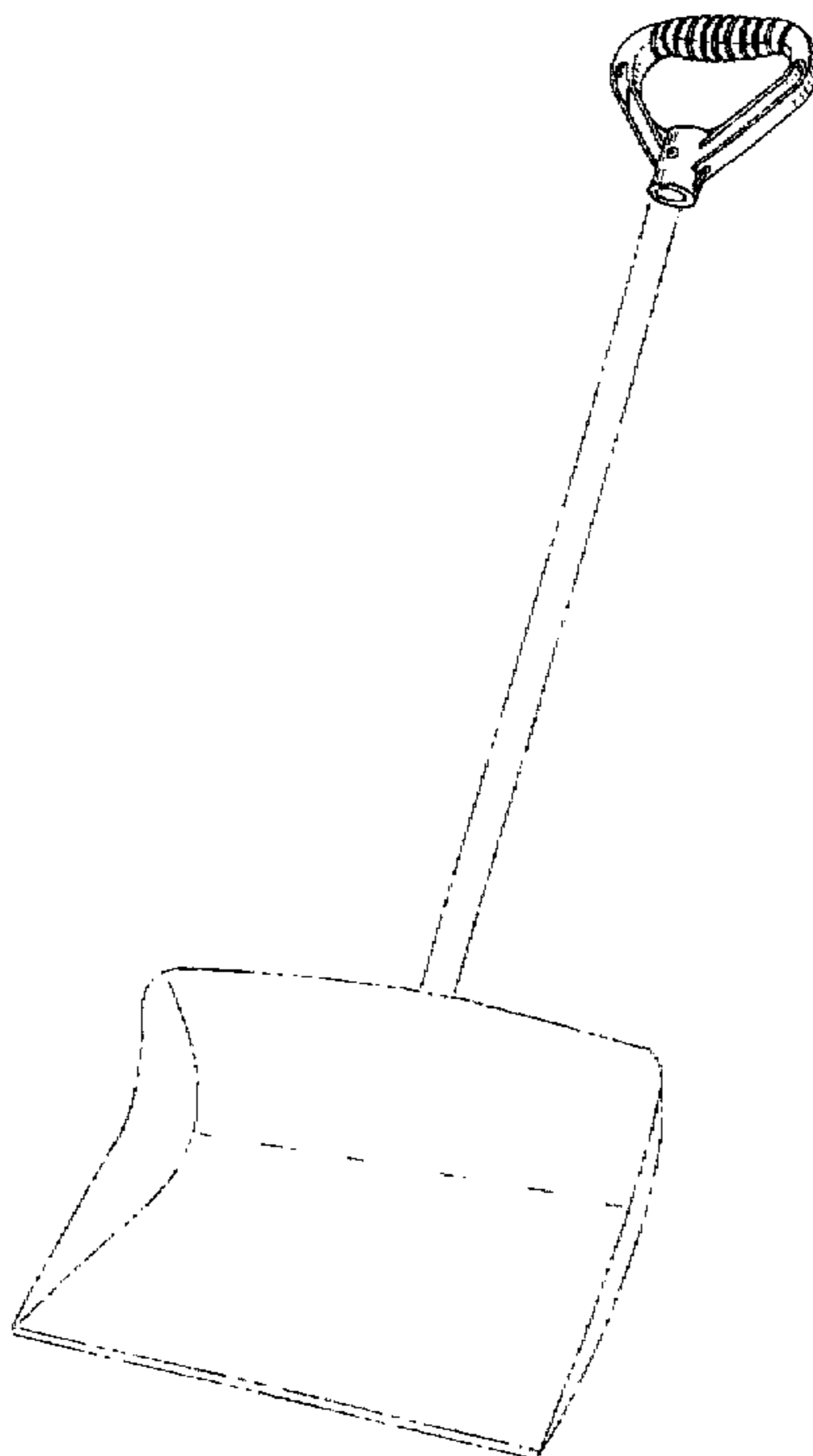
The ornamental design for a handgrip for snow tools, as shown.

### DESCRIPTION

FIG. 1 is a perspective view of a handgrip for snow tools showing our new design;  
FIG. 2 is a front view thereof;  
FIG. 3 is a left side view thereof, the right side view being a mirror image and symmetrical thereto;  
FIG. 4 is a back view thereof;  
FIG. 5 is a bottom view thereof; and,  
FIG. 6 is a top view thereof.

The broken line showing of a shovel blade and handle shaft is for illustrative purposes only and forms no part of the claimed design.

**1 Claim, 3 Drawing Sheets**



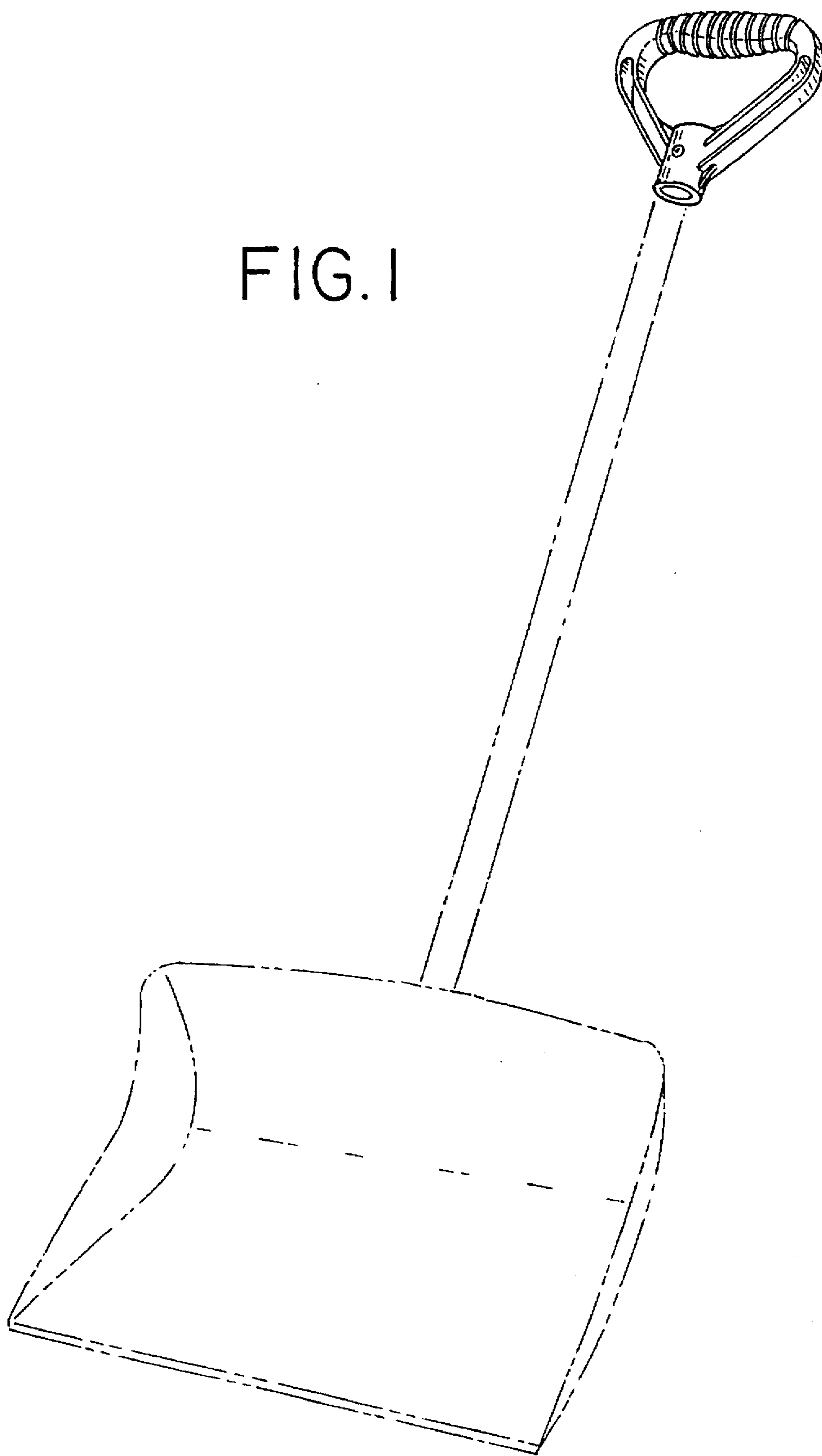


FIG. 1

FIG. 2

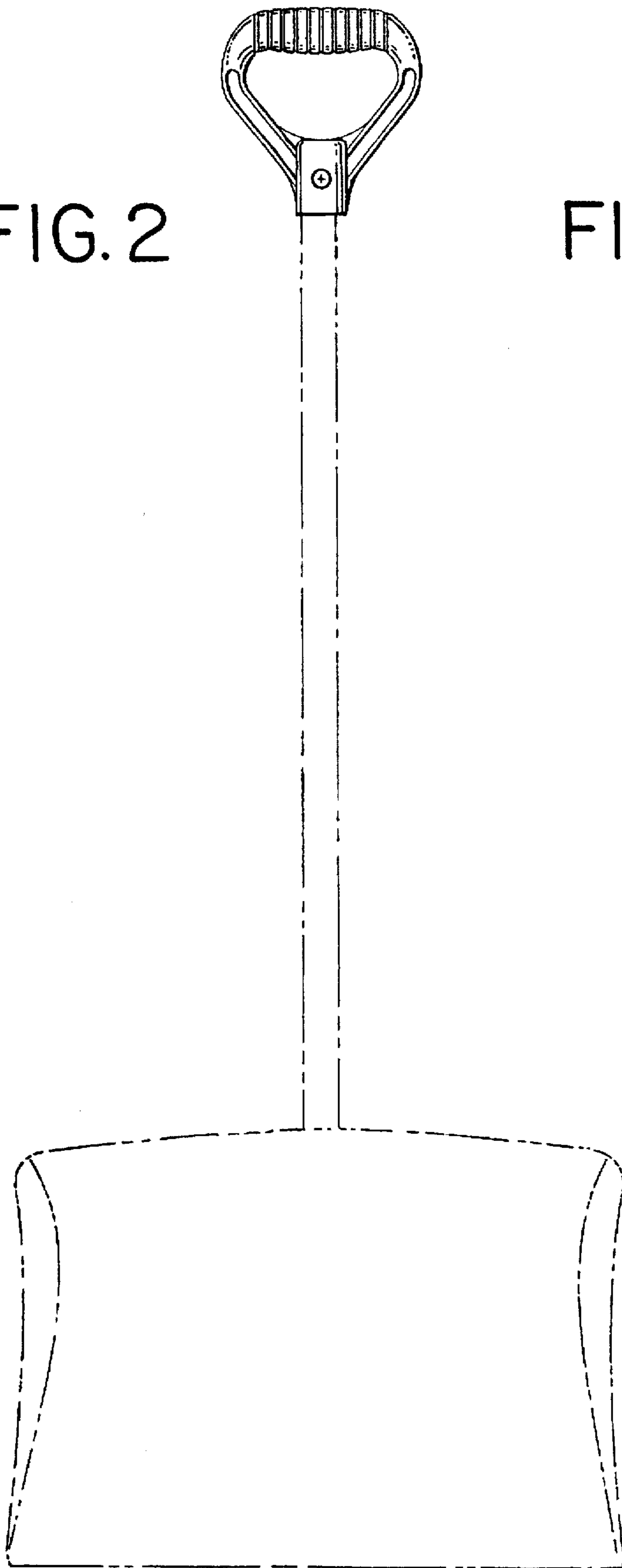


FIG. 3




FIG. 4

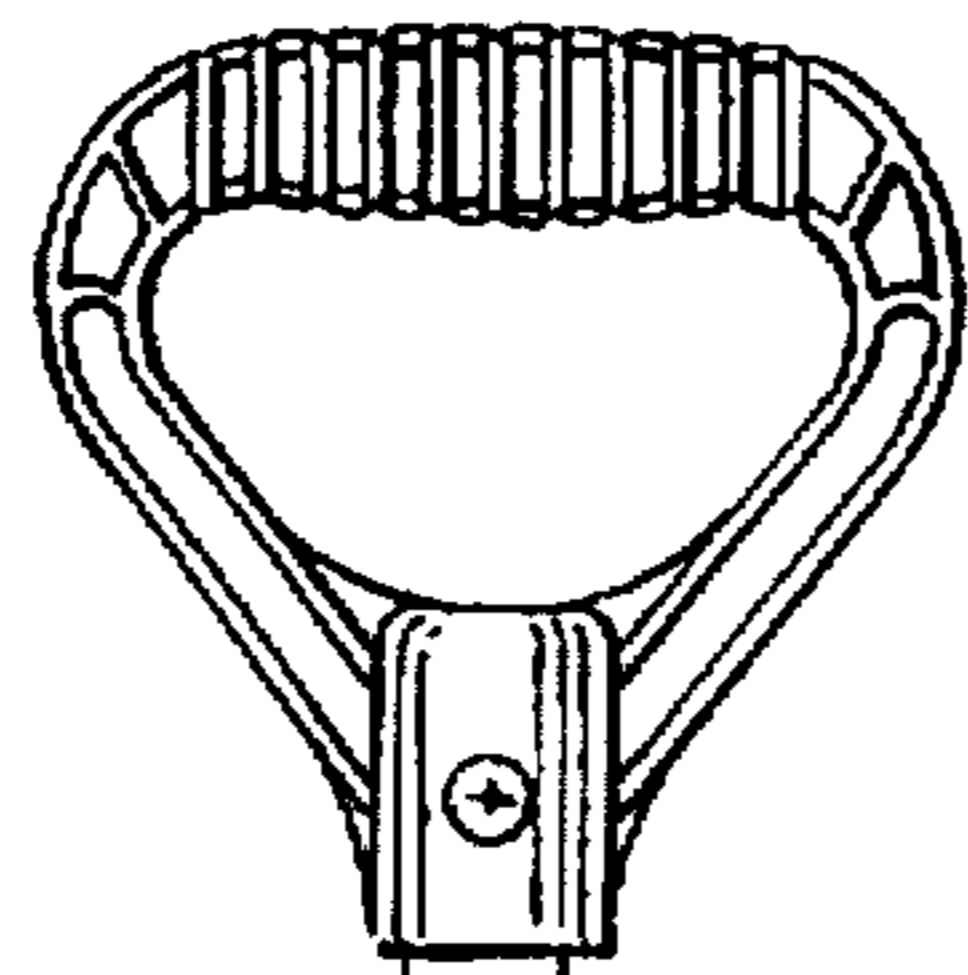


FIG. 5

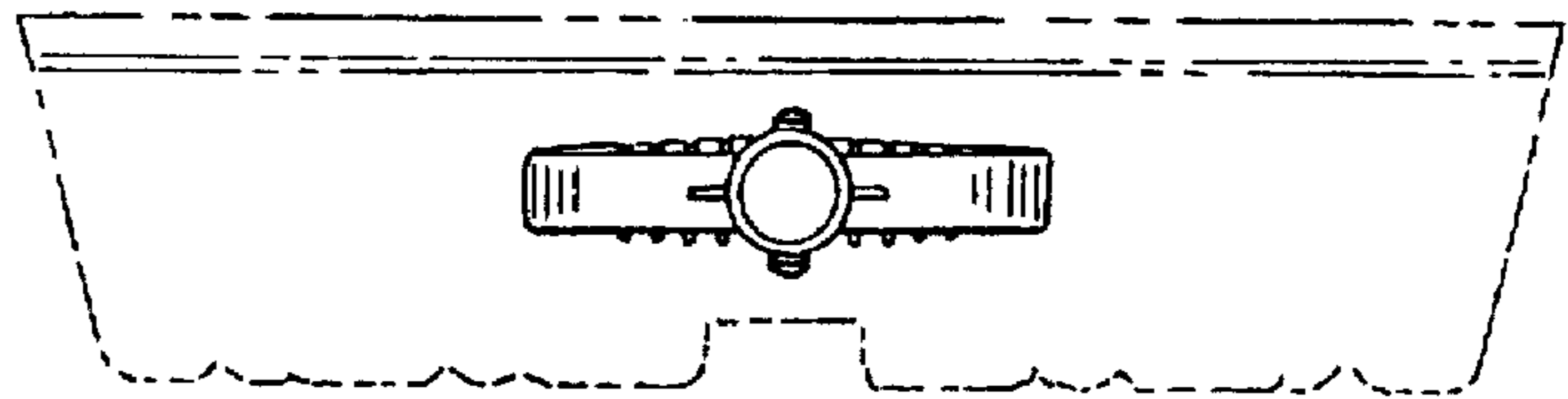


FIG. 6

