



US00D384556S

United States Patent [19]

[11] Patent Number: **Des. 384,556**

Logan et al.

[45] Date of Patent: ****Oct. 7, 1997**

[54] **PLATE WITH GLASS/CUP HOLDER**

[76] Inventors: **Patricia M. Logan**, 3911 Mandeville Canyon Rd., Los Angeles, Calif. 90049;
Laura Brooks, 13082 Mindanao Way, #37, Marina Del Rey, Calif. 90292

D. 89,791	5/1933	Pittman	D7/555
D. 150,666	8/1948	Zachary	D7/555
D. 155,299	9/1949	Laier	D7/701
D. 184,416	2/1959	Anderson	D7/555
4,744,597	5/1988	Bauman et al.	D7/549 X
5,110,170	5/1992	Boatwright	D7/619 X

[**] Term: **14 Years**

Primary Examiner—M. N. Pandozzi
Attorney, Agent, or Firm—Kam T. Tam

[21] Appl. No.: **51,049**

[57] **CLAIM**

[22] Filed: **Feb. 29, 1996**

The ornamental design for a plate with glass/cup holder, as shown and described.

[51] LOC (6) Cl. **07-01**

[52] U.S. Cl. **D7/546; D7/553; D7/549; D7/555**

[58] **Field of Search** D7/500, 505, 507, D7/701, 538, 540, 541, 542, 543, 545, 546, 547, 549, 550, 552, 553, 554, 555, 557, 601, 602, 610, 619, 620; 220/630, 23.83, 23.8; D9/424, 425

DESCRIPTION

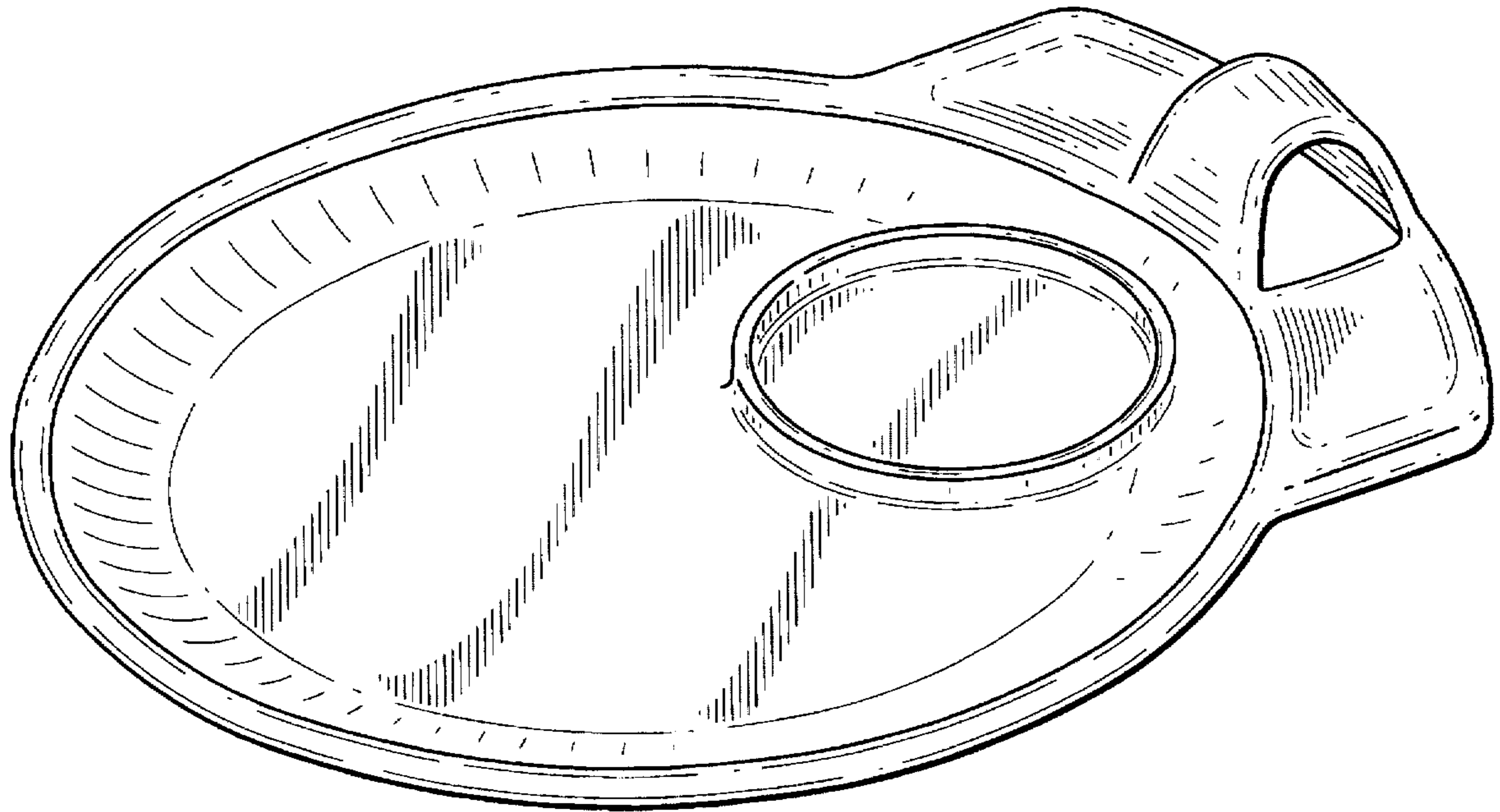
FIG. 1 is a top plan view of a plate with glass/cup holder showing our new design;
FIG. 2 is a right side elevational view thereof;
FIG. 3 is a perspective view thereof;
FIG. 4 is a bottom plan view thereof;
FIG. 5 is a left side elevational view thereof;
FIG. 6 is a rear elevational view thereof; and,
FIG. 7 is a front elevational view thereof.

[56] **References Cited**

U.S. PATENT DOCUMENTS

D. 42,682 7/1912 Andersen D7/555

1 Claim, 4 Drawing Sheets



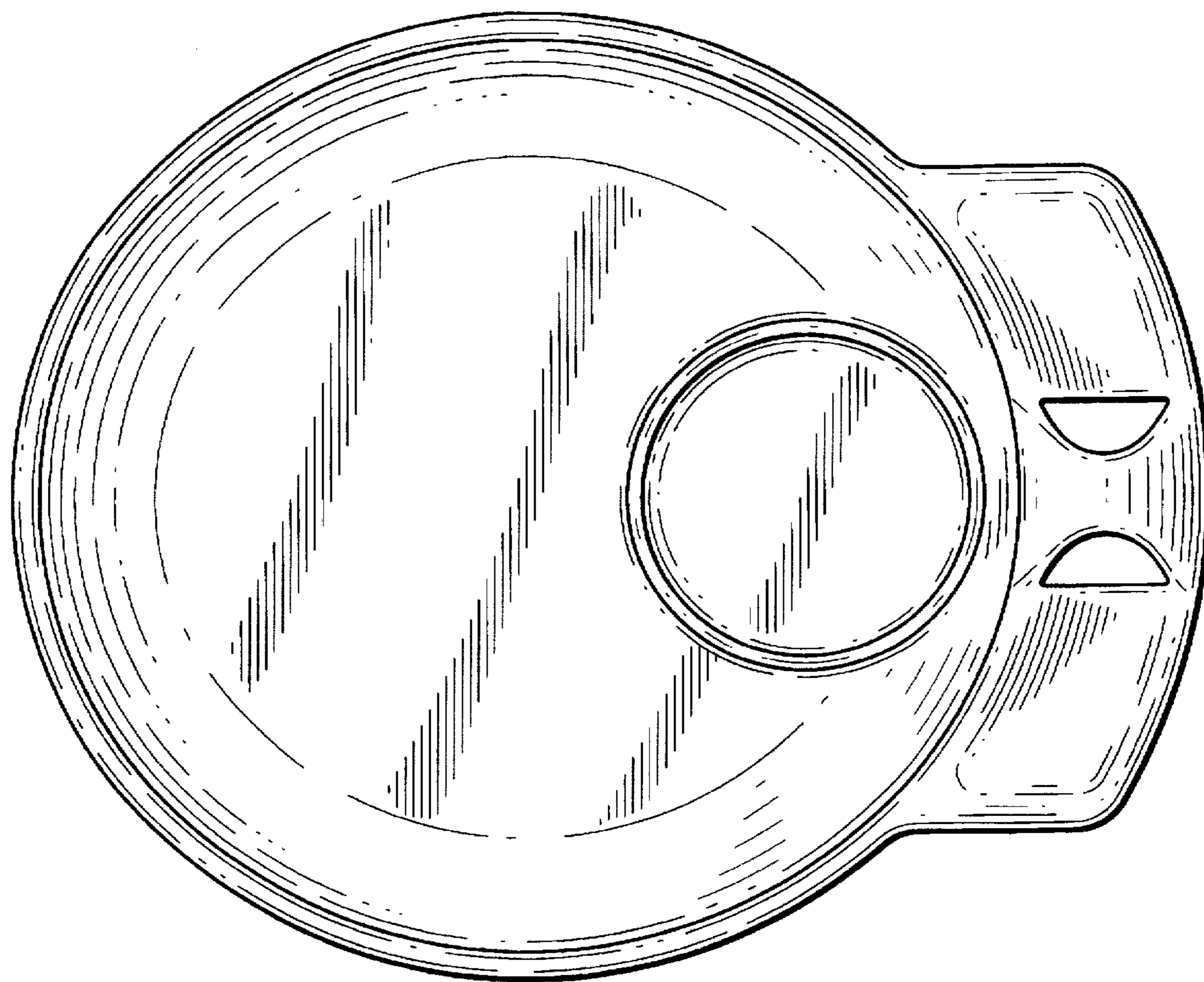


Fig. 1

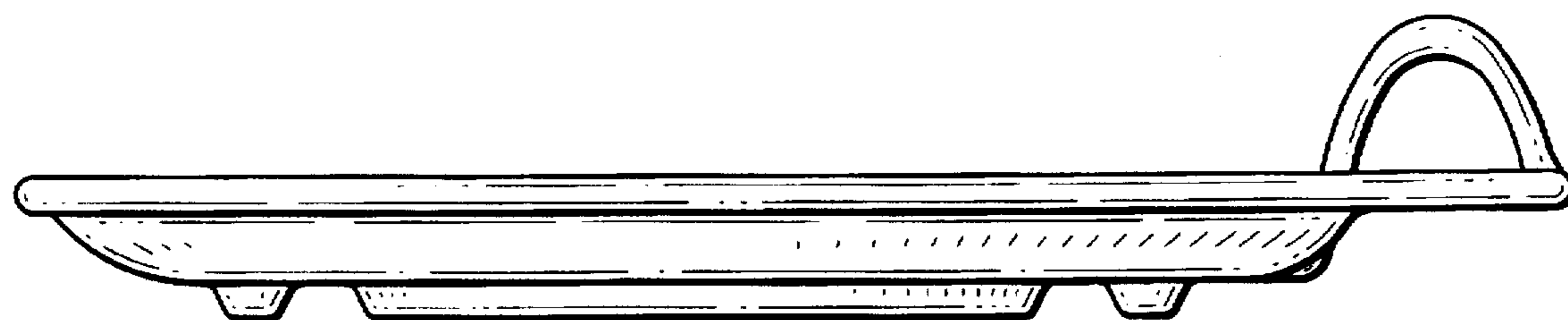


Fig. 2

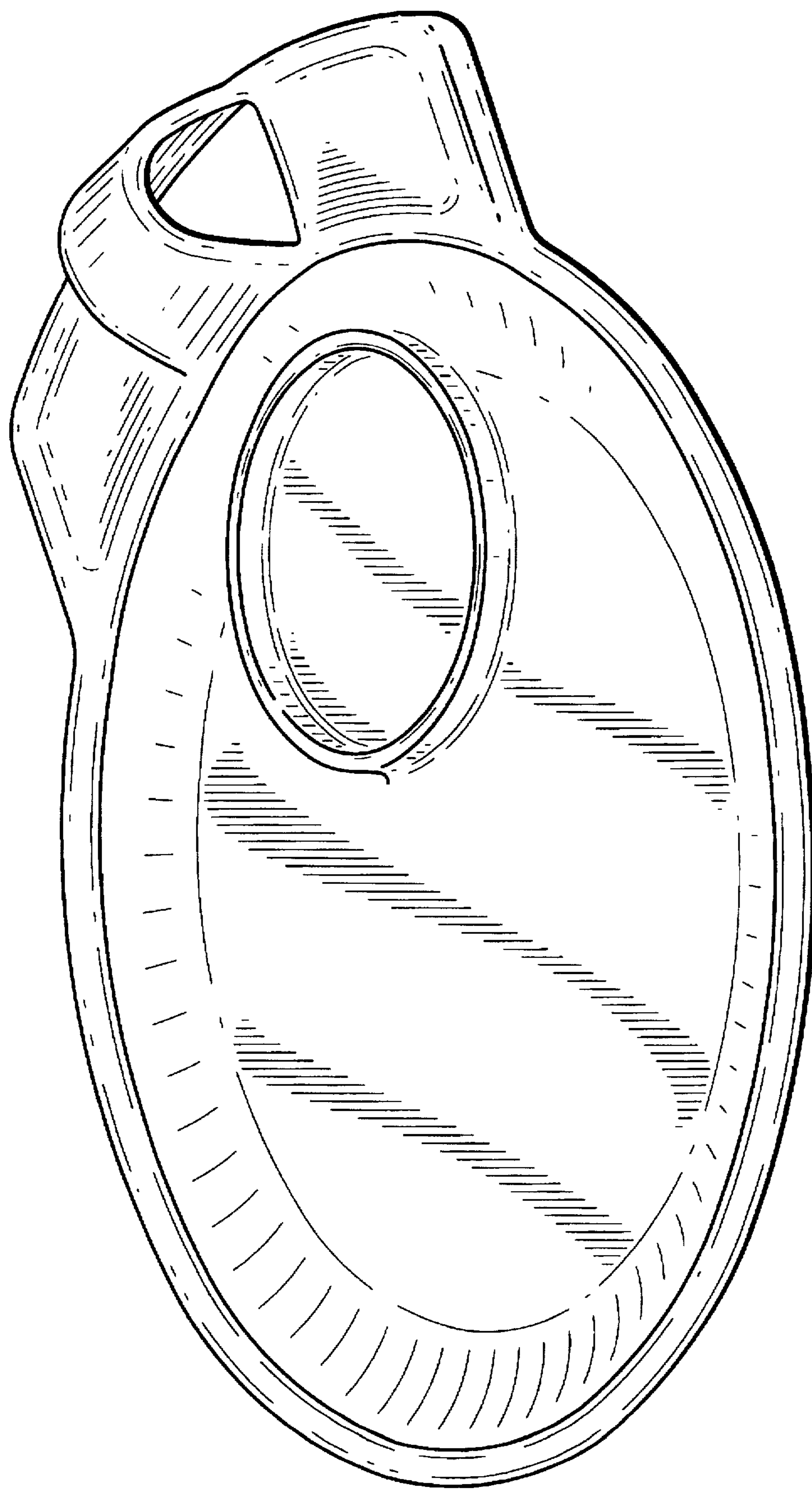


Fig. 3

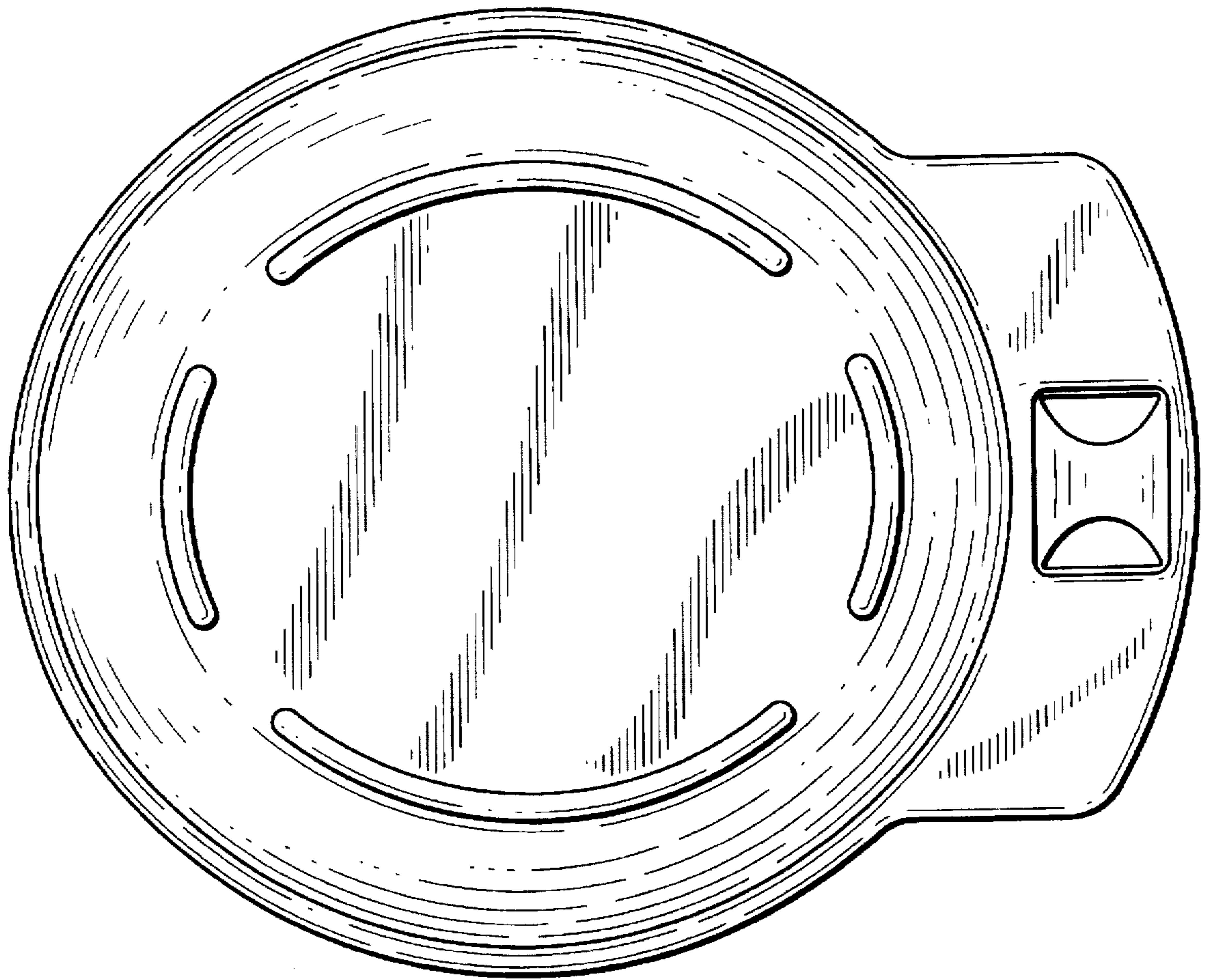


Fig. 4




Fig. 5




Fig. 6




Fig. 7