



US00D384553S

United States Patent [19]

[11] Patent Number: **Des. 384,553**

Eddy et al.

[45] Date of Patent: ****Oct. 7, 1997**

[54] **LOWER FRONT FOR DOMESTIC WATER COOLERS**

4,600,148 7/1986 Raymer et al. D7/304 X
5,192,004 3/1993 Burrows 222/185.1 X

[75] Inventors: **John W. Eddy**, Riverside; **Kelley S. Needham**, Yorba Linda; **Jeffrey L. Harlan**, Corona, all of Calif.

Primary Examiner—M. N. Pandozzi
Attorney, Agent, or Firm—Richard L. Gausewitz

[73] Assignee: **Kel-Jac Engineering and Plastic Sales, Inc.**, Riverside, Calif.

[57] CLAIM

[**] Term: **14 Years**

The ornamental design for a lower front for domestic water coolers, as shown and described.

[21] Appl. No.: **40,943**

DESCRIPTION

[22] Filed: **Jun. 30, 1995**

FIG. 1 is a front isometric view of a lower front for domestic water coolers embodying our new design, in its environment on a water cooler shown in broken line;

[51] LOC (6) Cl. **31-00**

[52] U.S. Cl. **D7/397**; D7/306; D7/307

FIG. 2 is a front isometric view of a lower front for domestic water coolers embodying our new design;

[58] Field of Search D7/300, 305, 306, D7/307, 304, 308, 310, 311, 387, 392, 397, 398; 222/181.1, 185.1; D20/1

FIG. 3 is a top plan view thereof;

FIG. 4 is a side elevation thereof as viewed from the left of FIG. 2;

FIG. 5 is a side elevation thereof as viewed from the right of FIG. 2;

[56] References Cited

U.S. PATENT DOCUMENTS

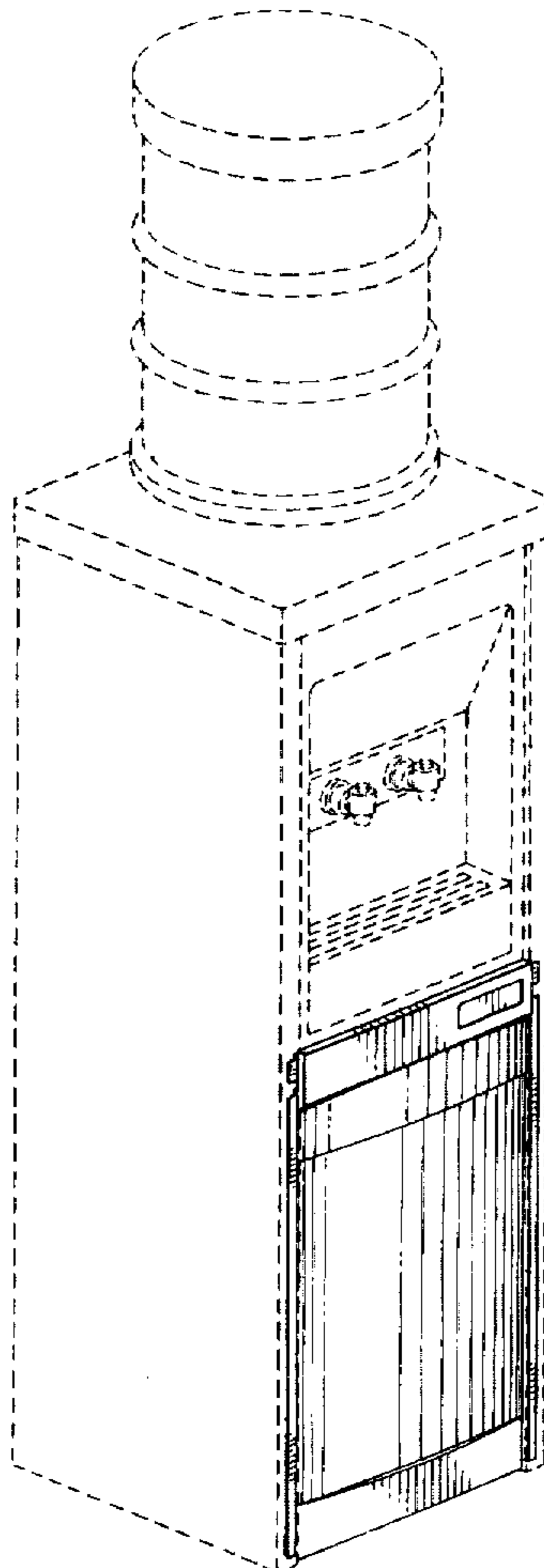
- D. 191,951 12/1961 Beduhn D20/1 X
- D. 271,462 11/1983 Lents D7/305
- D. 290,330 6/1987 Legace D7/306
- D. 313,330 1/1991 Brusa D7/307

FIG. 6 is a bottom plan view thereof; and,

FIG. 7 is the rear isometric view thereof.

The broken line showing of a water cooler in FIG. 1 is for illustrative purposes only and forms no part of the claimed design.

1 Claim, 3 Drawing Sheets



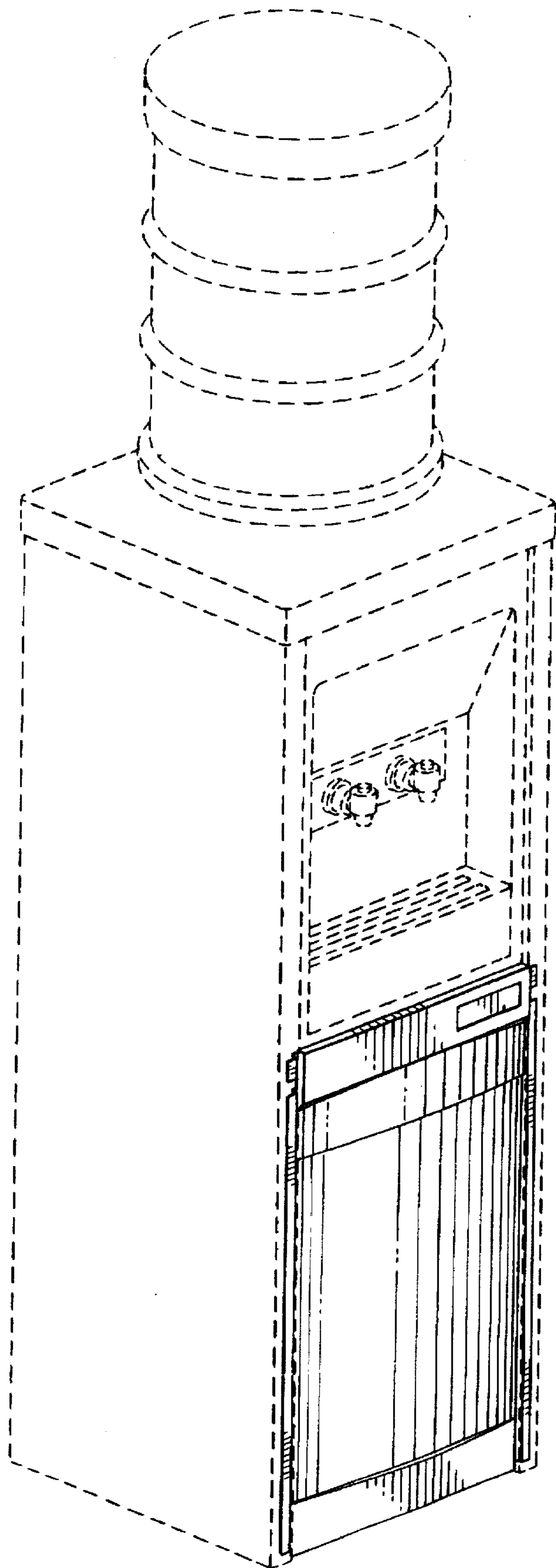


FIG. 1.

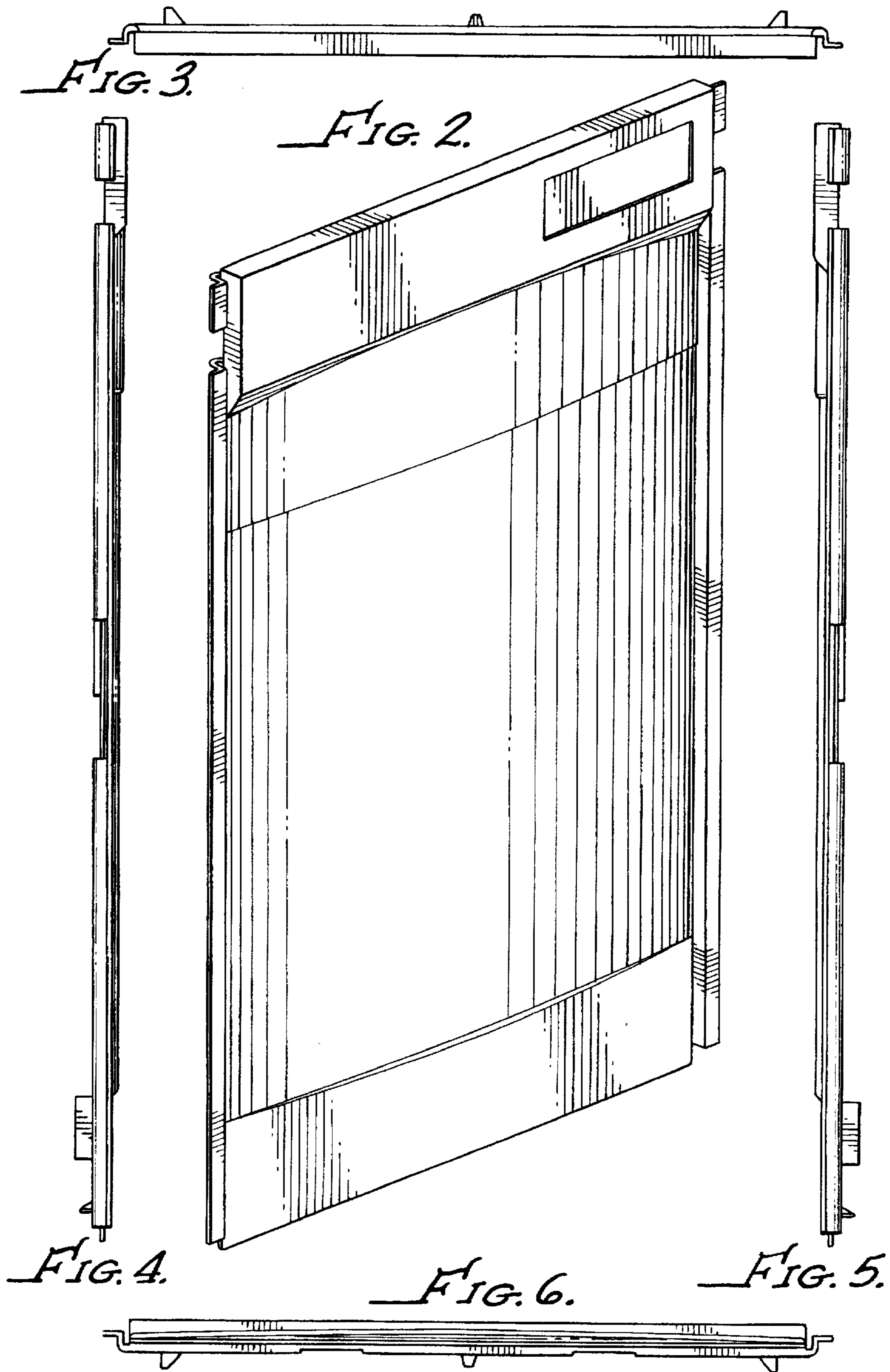


FIG. 7.

