



US00D384544S

# United States Patent [19]

[11] Patent Number: **Des. 384,544**

Lieblein et al.

[45] Date of Patent: **\*\*Oct. 7, 1997**

[54] OVEN

D. 273,655	5/1984	Haniguchi et al.	.....	D7/351
D. 304,149	10/1989	Nishikawa et al.	.....	D7/351
4,817,582	4/1989	Oslin et al.	.....	126/273 R
5,339,726	8/1994	Poulson	.....	126/21 A

[75] Inventors: **Leonard R. Lieblein, Palzer; Michael G. Walpole; Barry L. Bergstein**, both of Greer, all of S.C.

*Primary Examiner*—Ruth McInroy  
*Attorney, Agent, or Firm*—Luedeka, Neely & Graham, P.C.

[73] Assignee: **Standex International Corporation**, Mauldin, S.C.

### [57] CLAIM

[\*\*] Term: **14 Years**

The ornamental design of an oven, as shown and described.

[21] Appl. No.: **53,827**

### DESCRIPTION

[22] Filed: **Apr. 30, 1996**

FIG. 1 is a front perspective view of an oven showing our new design;

[51] LOC (6) Cl. .... **07-02**

FIG. 2 is a front elevational view thereof;

[52] U.S. Cl. .... **D7/350**

FIG. 3 is a right side elevational view thereof, the opposite side being a mirror image;

[58] Field of Search ..... D7/348-351, 402, D7/405, 406; 126/275 R, 275 E, 19 M, 19 R, 21 A; 219/10.55 R, 10.55 A, 10.55 B, 10.55 C

FIG. 4 is a rear elevational view thereof; and,

FIG. 5 is a top plan view thereof.

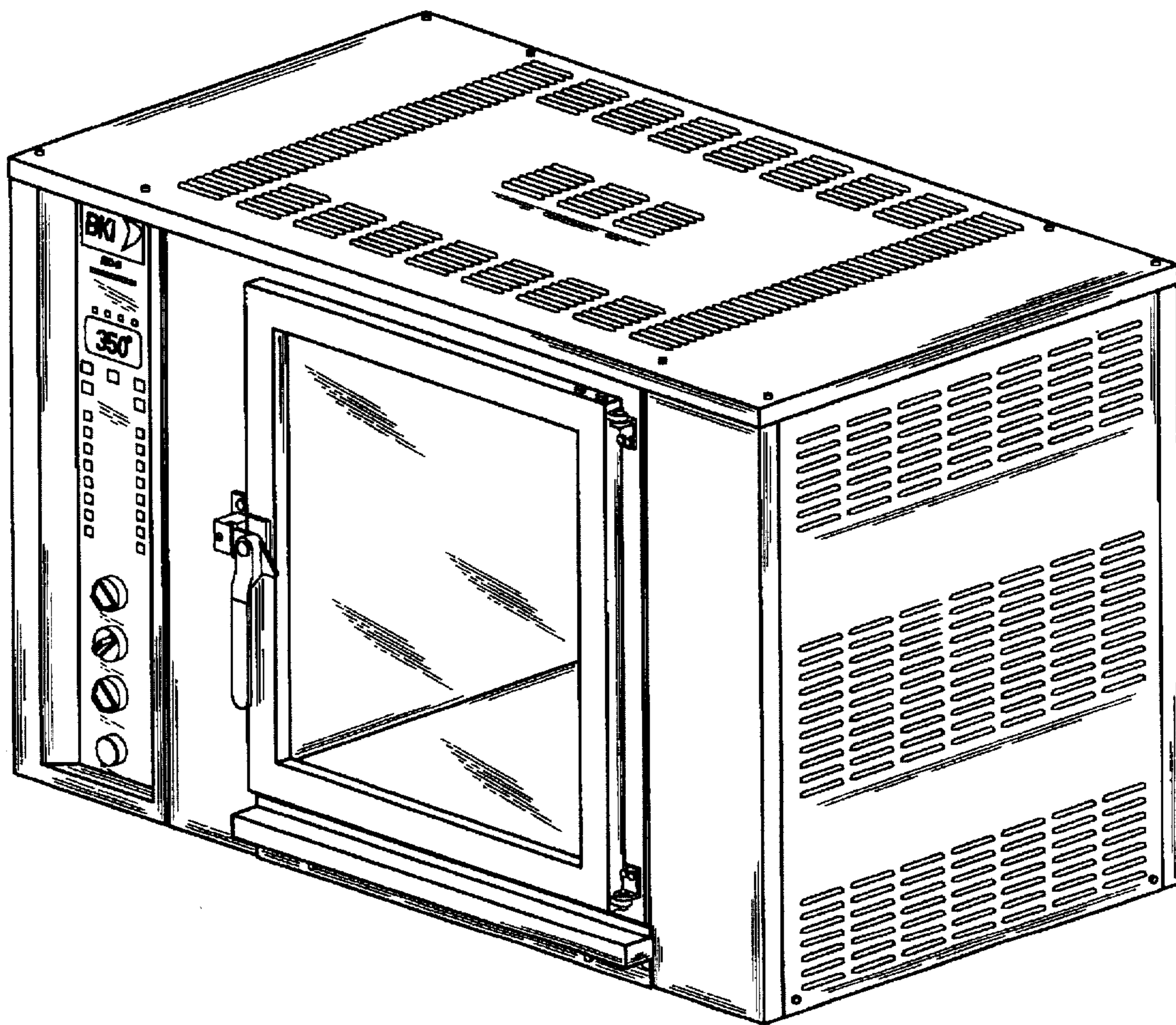
The undisclosed bottom is plain and unornamented.

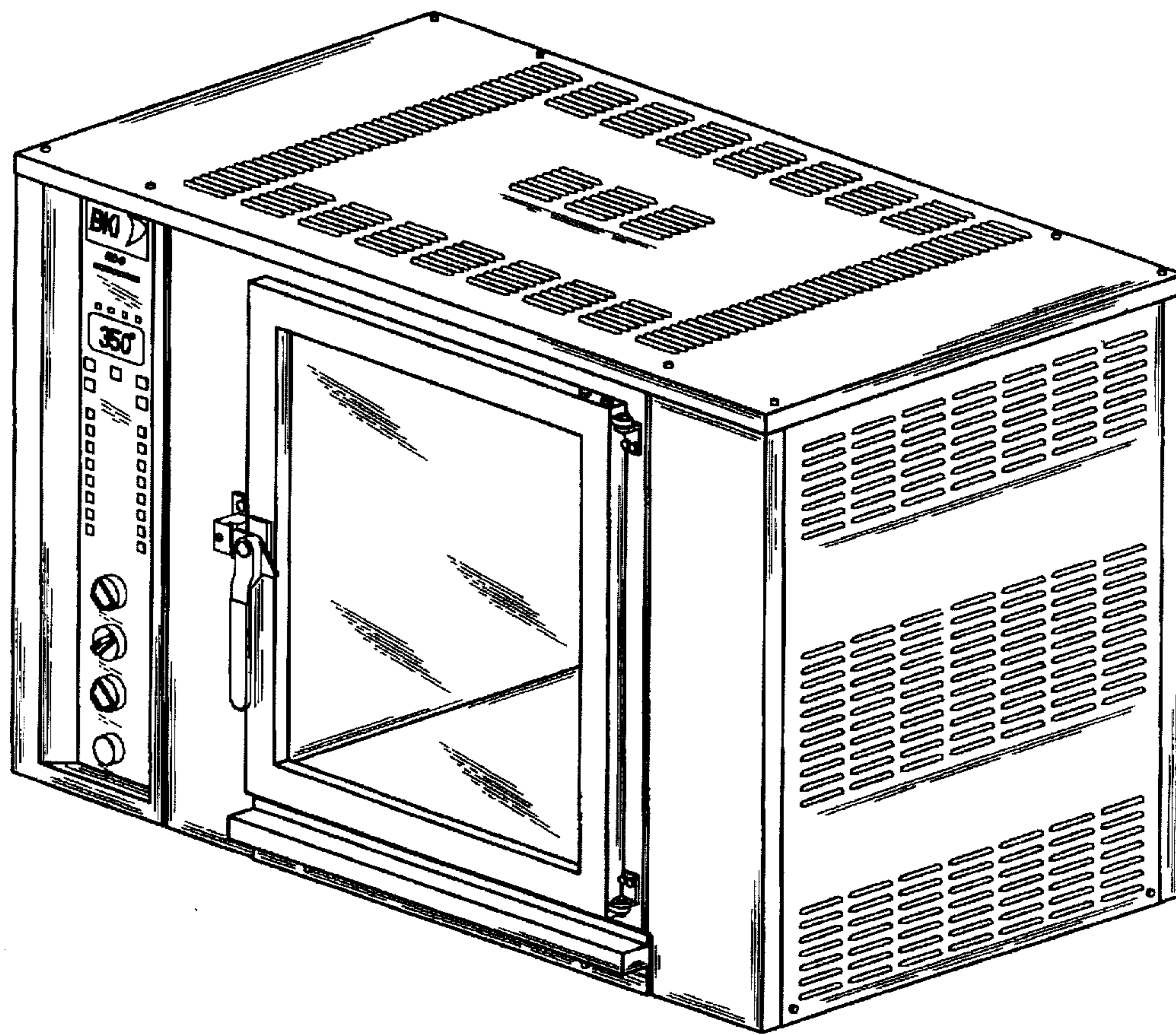
### [56] References Cited

#### U.S. PATENT DOCUMENTS

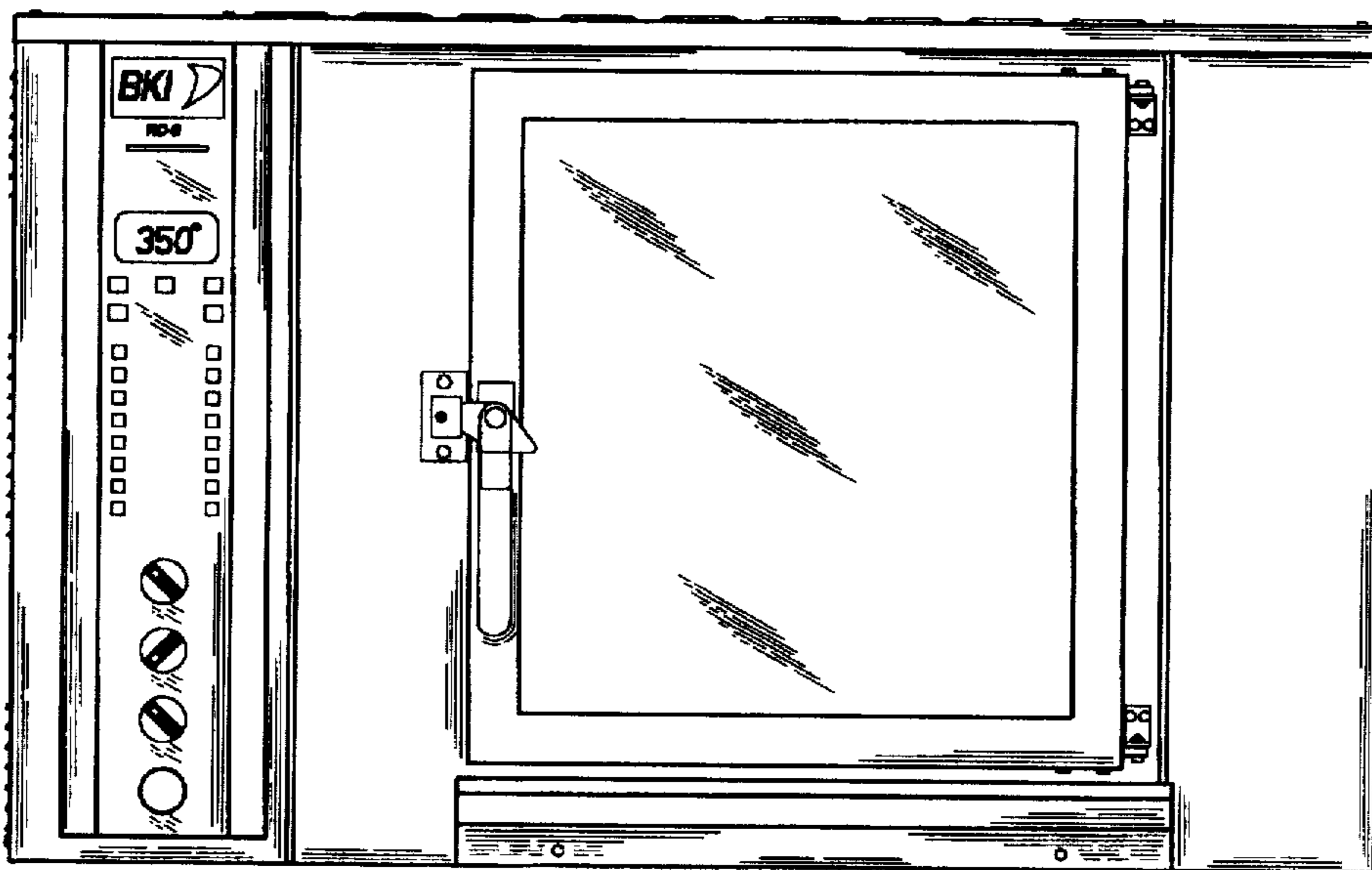
D. 249,996 10/1978 Suganoya et al. .... D7/351

**1 Claim, 3 Drawing Sheets**







**Fig. 1**



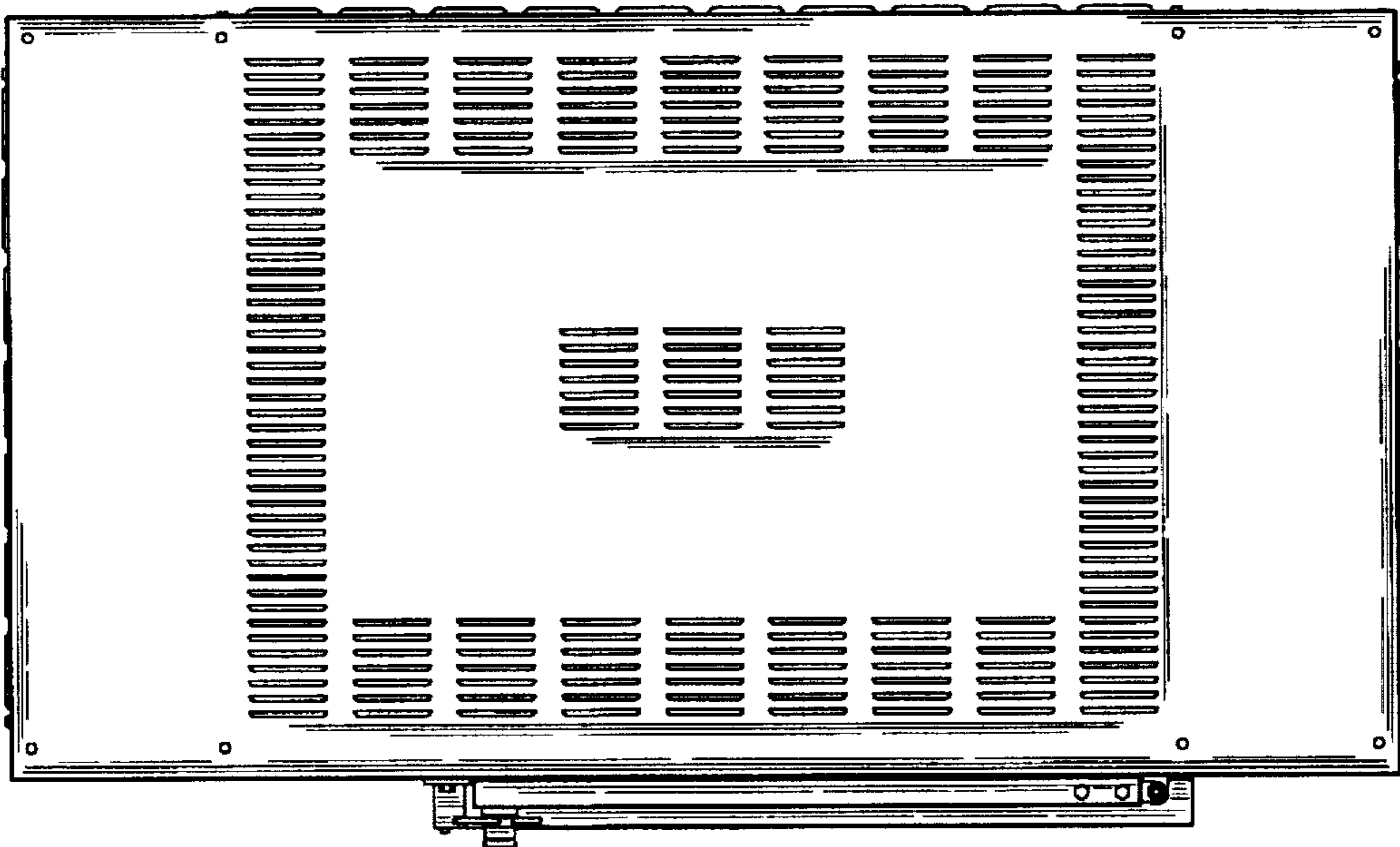
**Fig. 2**



**Fig. 3**



**Fig. 4**



**Fig. 5**