



US00D384517S

United States Patent [19]

Bergelin

[11] Patent Number: **Des. 384,517**

[45] Date of Patent: ****Oct. 7, 1997**

[54] CABINET

[75] Inventor: **Christopher S. Bergelin**, Morganton, N.C.

[73] Assignee: **Henredon Furniture Industries, Inc.**, Morganton, N.C.

[**] Term: **14 Years**

[21] Appl. No.: **57,769**

[22] Filed: **Jul. 31, 1996**

[51] LOC (6) Cl. **06-04**

[52] U.S. Cl. **D6/438**

[58] Field of Search D6/432-448; 312/204, 312/257, 245

D. 366,784	2/1996	Rosebrock	D6/436
D. 371,019	6/1996	Walters, III et al.	D6/439
D. 371,688	7/1996	Keller	D6/438
D. 372,139	7/1996	Walters, III et al.	D6/438
D. 372,375	8/1996	Walters, III et al.	D6/438
D. 374,136	10/1996	Walters, III et al.	D6/436
1,322,454	11/1919	Kendall	312/224

Primary Examiner—Carmen H. Vales-Lado
Attorney, Agent, or Firm—Edgar A. Zarins; Malcolm L. Sutherland

[57] CLAIM

The ornamental design for a cabinet, as shown and described.

DESCRIPTION

FIG. 1 is a perspective view of a cabinet showing my new design;

FIG. 2 is a top plan view thereof;

FIG. 3 is a front elevational view thereof; and,


FIG. 4 is a left side elevational view as seen when in use, the right side being a mirror image thereof.

1 Claim, 2 Drawing Sheets

[56] References Cited

U.S. PATENT DOCUMENTS

D. 111,503	9/1938	Beeber	D6/436
D. 343,743	2/1994	Stone	D6/438
D. 357,598	4/1995	Keller	D6/438




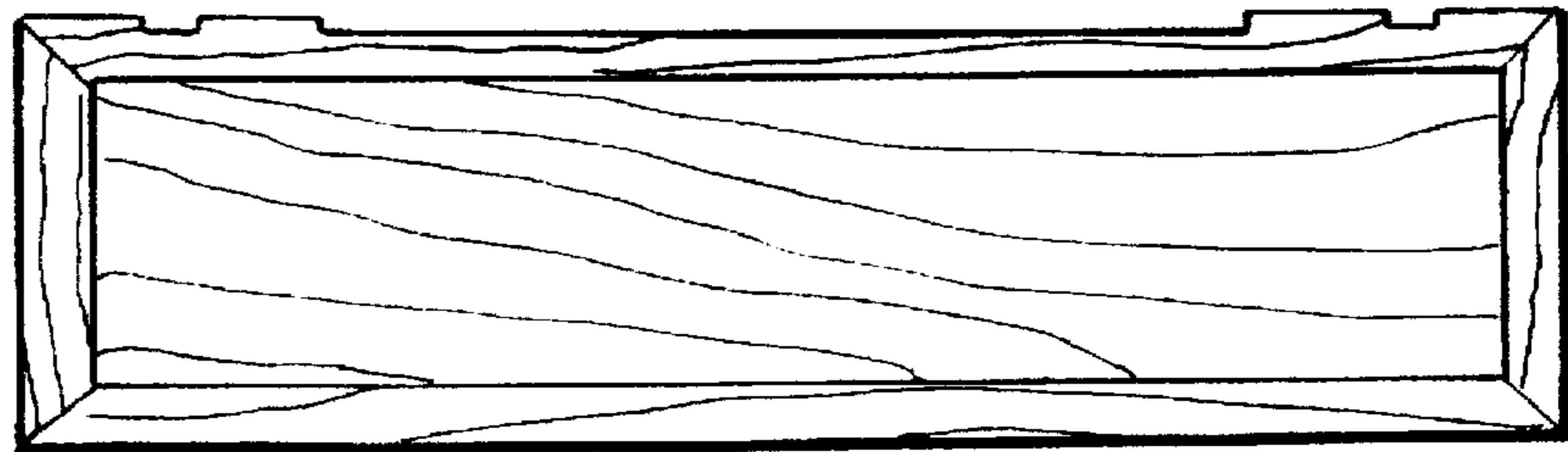


Fig - 1

Fig - 2






Fig - 3




Fig - 4