



US00D384510S

United States Patent [19]

Tedesco et al.

[11] Patent Number: **Des. 384,510**

[45] Date of Patent: ****Oct. 7, 1997**

[54] **CHAIR**

[75] Inventors: **Romeo Tedesco, Weston; Jocelyn Beaulieu, Newmarket, both of Canada**

[73] Assignee: **Global Upholstery Company, Downsview, Canada**

[**] Term: **14 Years**

[21] Appl. No.: **50,889**

[22] Filed: **Feb. 29, 1996**

D. 274,769	7/1984	Klier	D6/366
D. 305,183	12/1989	Carter et al.	D6/366
D. 369,488	5/1996	McDiarmid	D6/502
D. 374,778	10/1996	Tedesco et al.	D6/366

Primary Examiner—Gary D. Watson
Attorney, Agent, or Firm—Bereskin & Parr; Philip Mendes da Costa

[57] CLAIM

The ornamental design for a chair, as shown and described.

DESCRIPTION

FIG. 1 is a prospective view from the front and to one side of the chair;

FIG. 2 is a front elevational view of the chair of FIG. 1;

FIG. 3 is a side elevational view of the chair of FIG. 1. The other side of the chair being the same as shown in this Figure;

FIG. 4 is a rear elevational view of the chair of FIG. 1; and, FIG. 5 is a top plan view of the chair of FIG. 1.

The broken lines shown on the seat and backrest stitching.

Related U.S. Application Data

[63] Continuation-in-part of Ser. No. 40,996, Jun. 30, 1995, Pat. No. Des. 374,778.

[51] LOC (6) Cl. **06-01**

[52] U.S. Cl. **D6/366**

[58] Field of Search D6/334, 335, 364, D6/365, 366, 367, 379, 500, 501, 502; 297/411.2, 411.27

[56] References Cited

U.S. PATENT DOCUMENTS

D. 259,750 7/1981 Buhk D6/366

1 Claim, 2 Drawing Sheets





FIG. 1

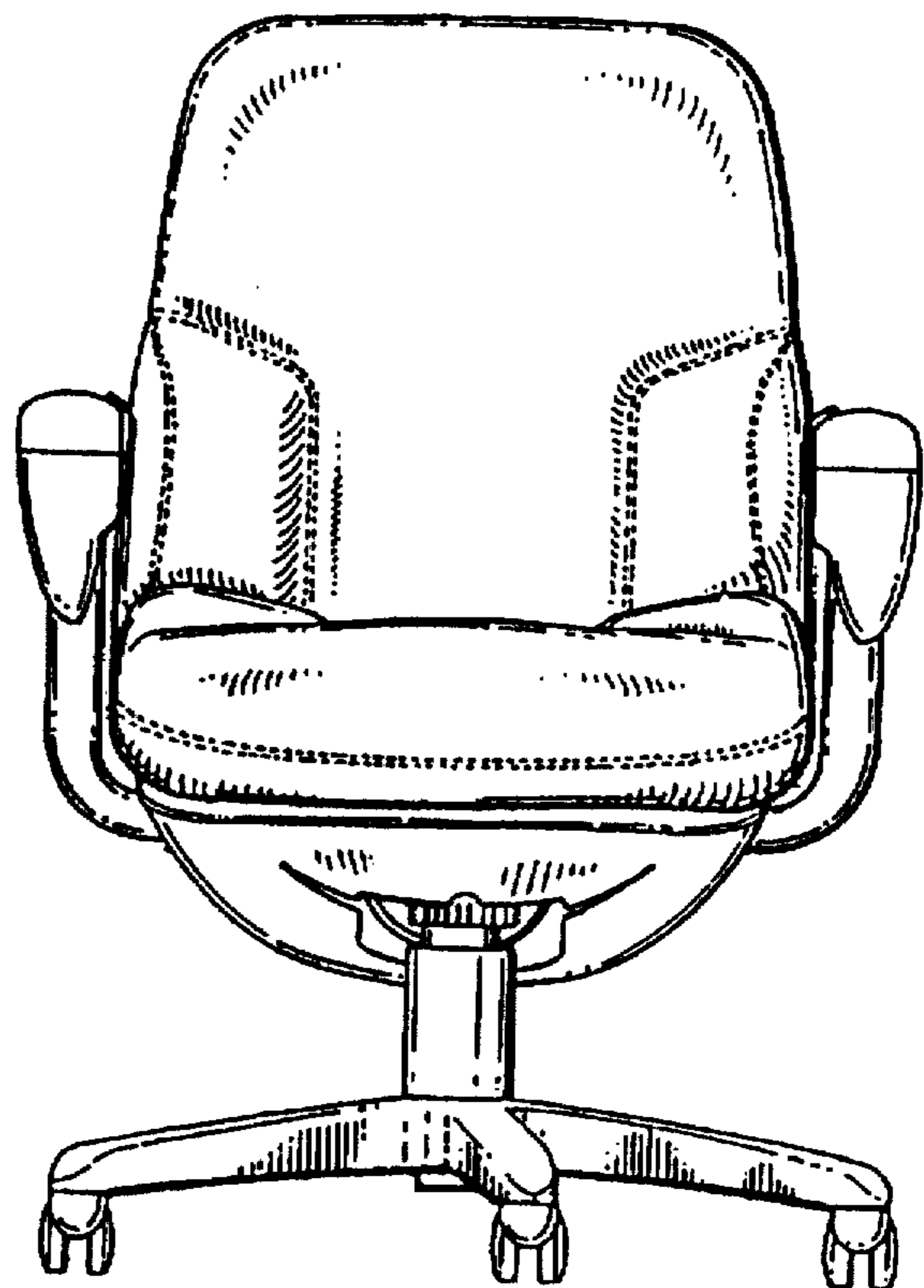


FIG. 2

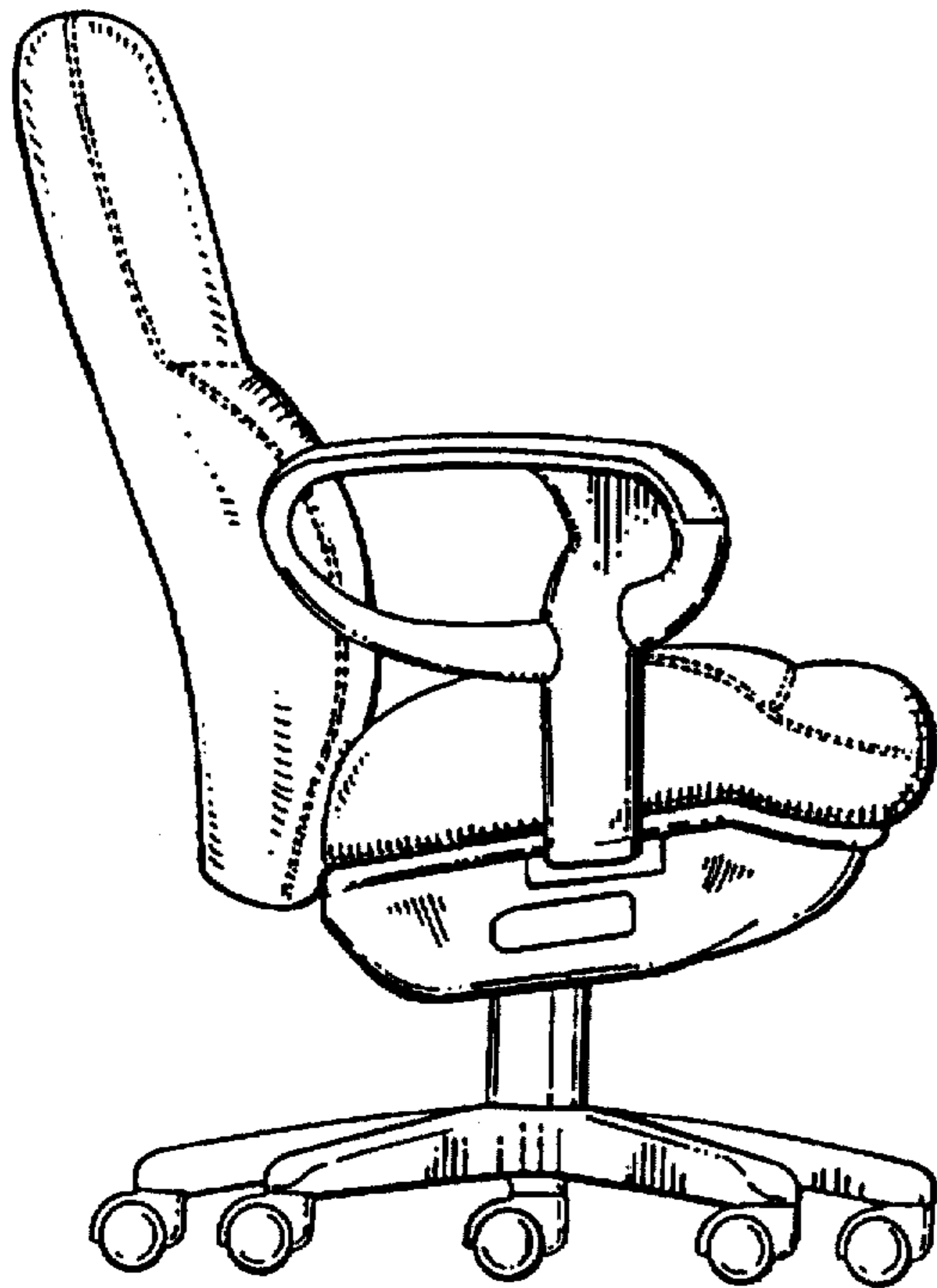


FIG. 3

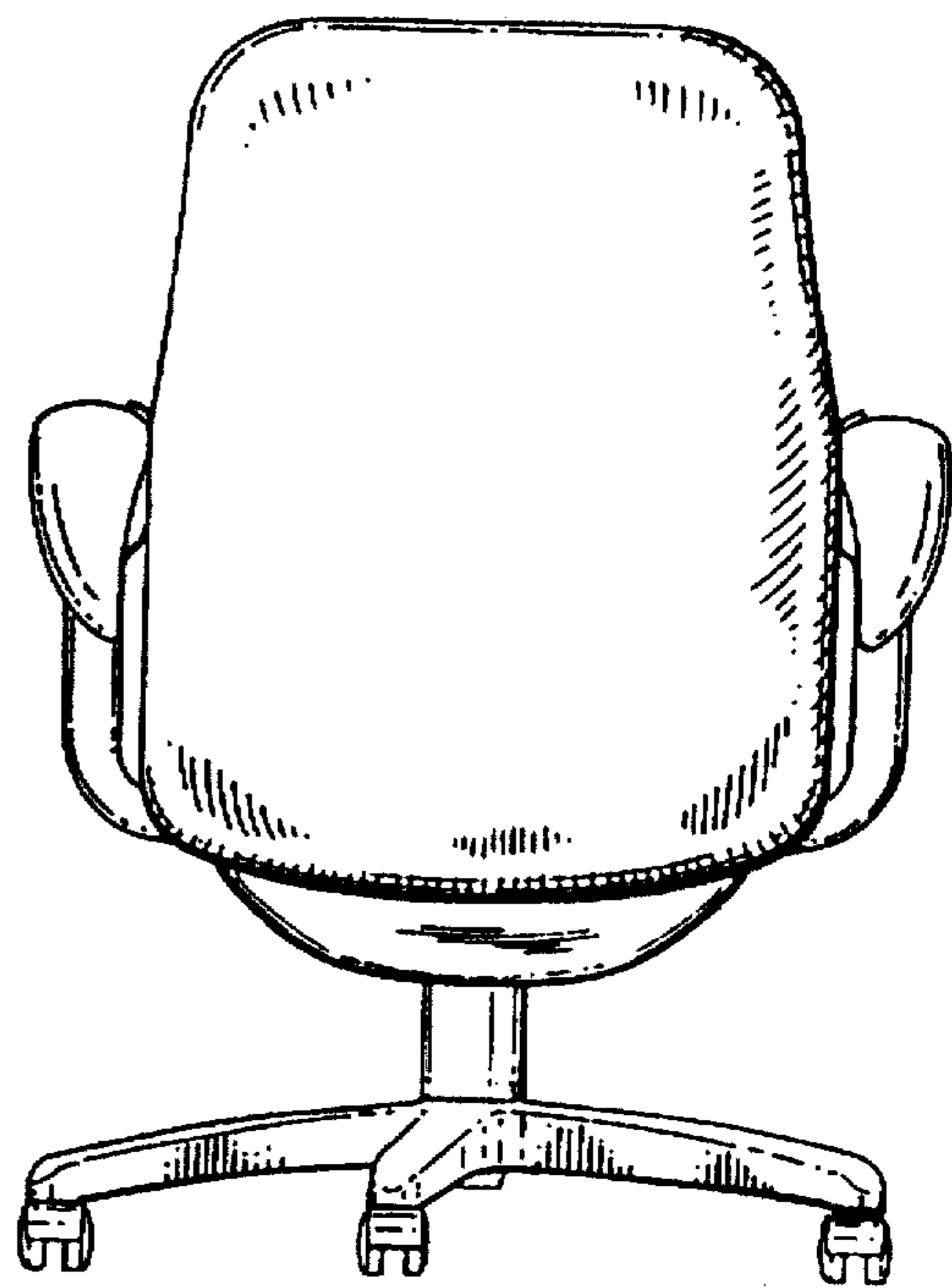


FIG. 4

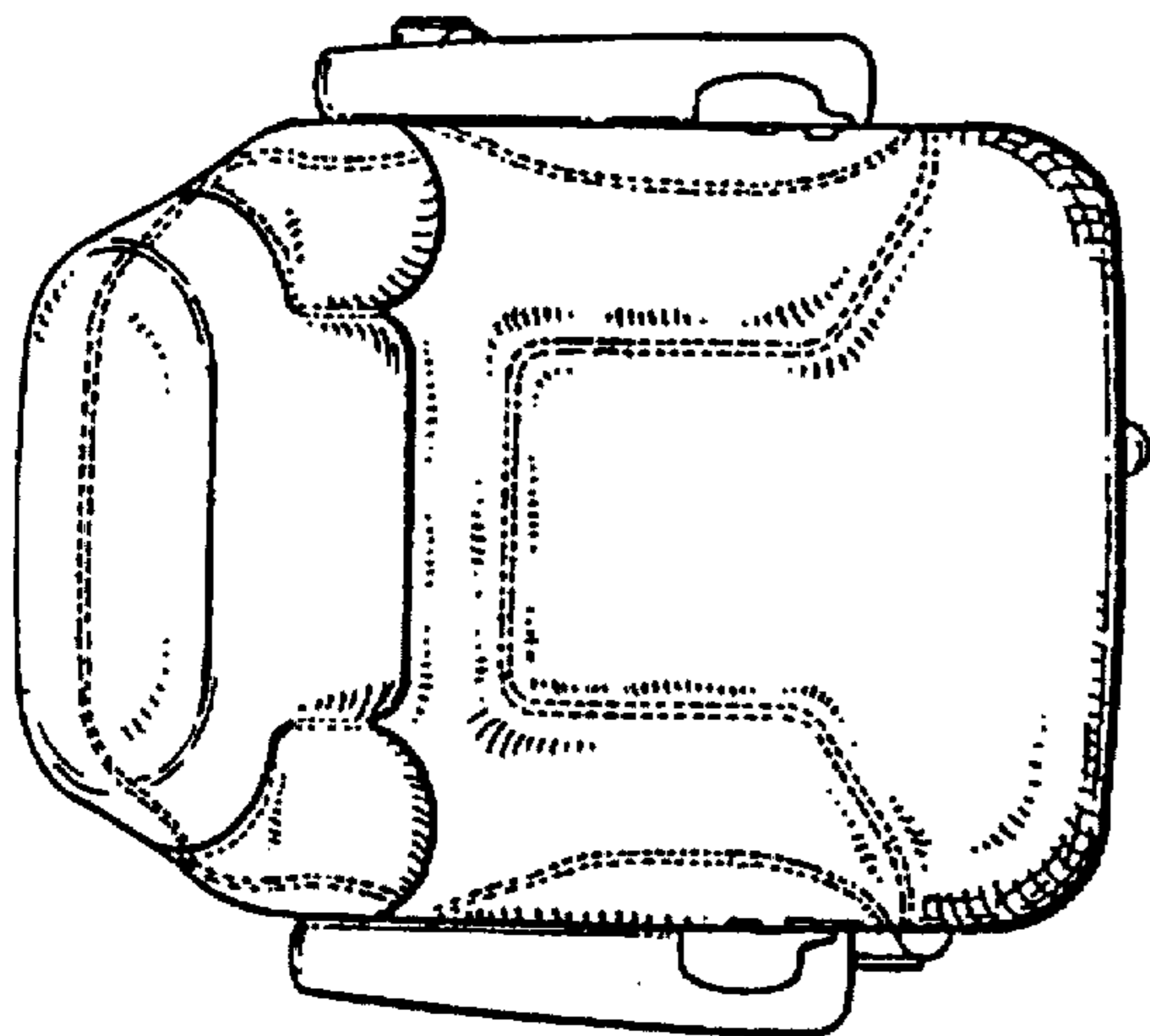


FIG. 5