



US00D384507S

# United States Patent [19] Mudie

[11] Patent Number: **Des. 384,507**

[45] Date of Patent: **\*\*Oct. 7, 1997**

[54] **TUBE BRUSH**

[76] Inventor: **Leslie V. Mudie**, 189 NE. Starr St.,  
Sublimity, Oreg. 97385

[\*\*] Term: **14 Years**

[21] Appl. No.: **59,434**

[22] Filed: **Sep. 11, 1996**

[51] LOC (6) Cl. .... **04-01**

[52] U.S. Cl. .... **D4/137; D32/52**

[58] Field of Search ..... D4/128, 137; D32/40,  
D32/52; 15/104.03, 104.05, 104.16, 104.2,  
164, 206, 211, 143.1

[56] **References Cited**

**U.S. PATENT DOCUMENTS**

209,276	10/1878	Longden	15/104.16
363,951	5/1887	Forster	15/104.16
1,490,038	4/1924	Smith	15/104.16

**FOREIGN PATENT DOCUMENTS**

544870 4/1942 United Kingdom ..... 15/206

*Primary Examiner*—Brian N. Vinson  
*Assistant Examiner*—Lavone D. Tabor

[57] **CLAIM**

The ornamental design for a tube brush, as shown and described.

**DESCRIPTION**

FIG. 1 is a front elevational view of the tube brush showing my new design;

FIG. 2 is a rear elevational view thereof;

FIG. 3 is a right side elevational view thereof;

FIG. 4 is a left side elevational view thereof;

FIG. 5 is a top plan view thereof; and,

FIG. 6 is a bottom plan view thereof.

**1 Claim, 3 Drawing Sheets**

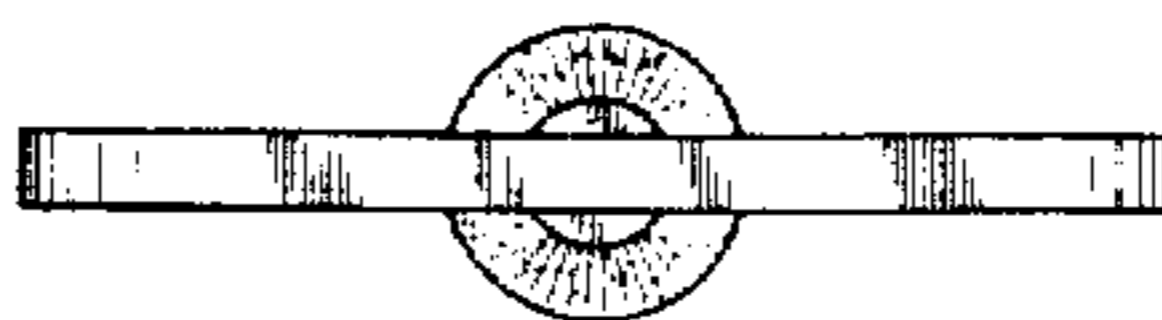
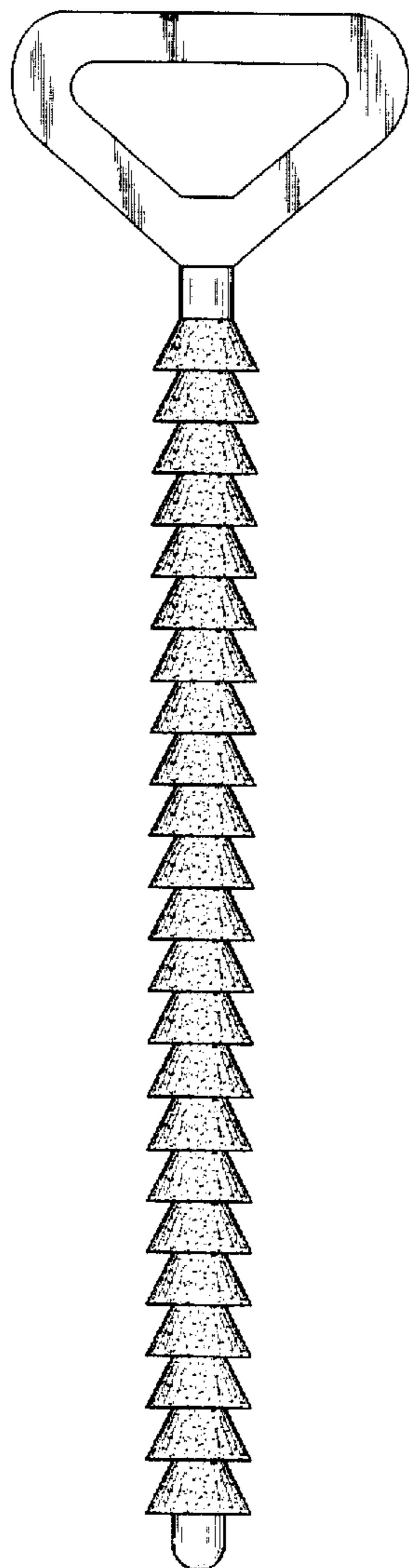


FIG. 1

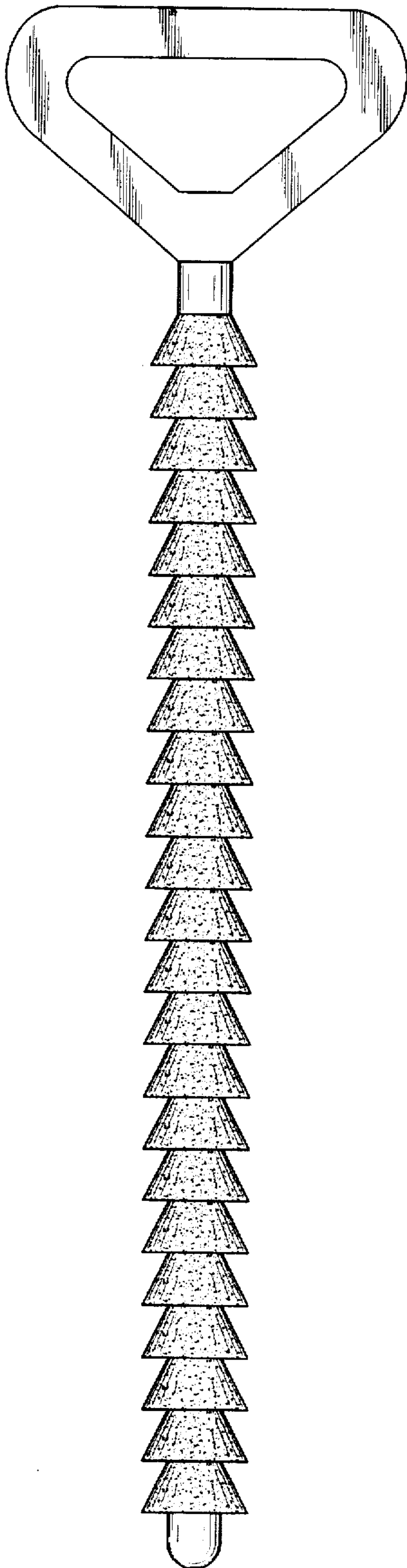


FIG. 2

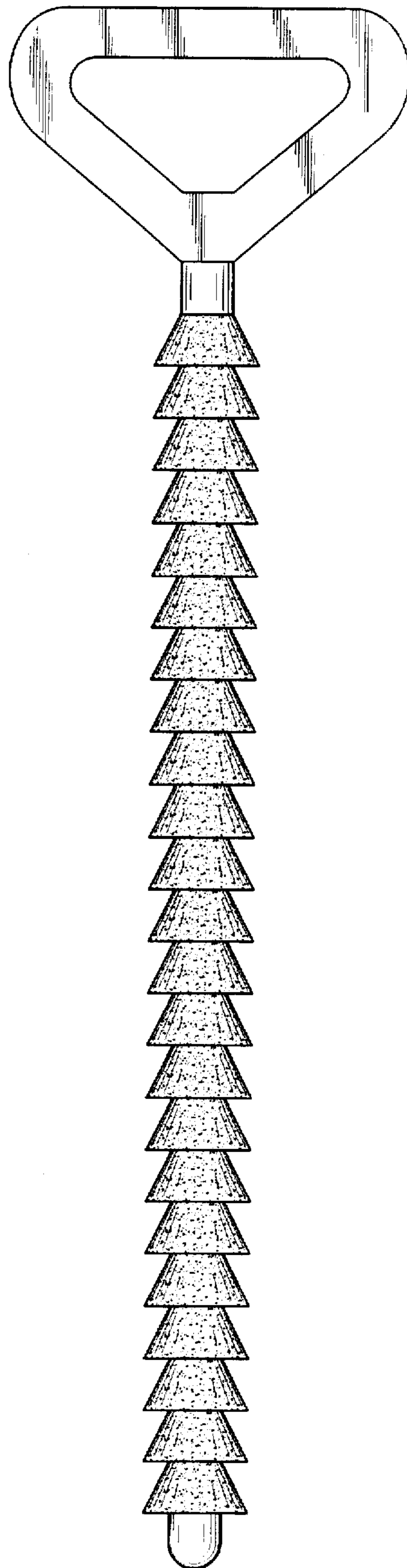


FIG. 3

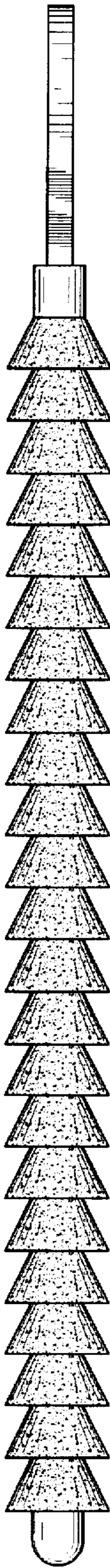
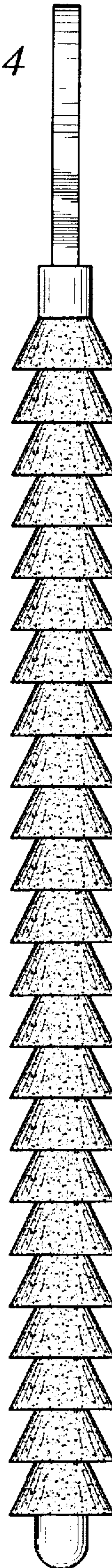
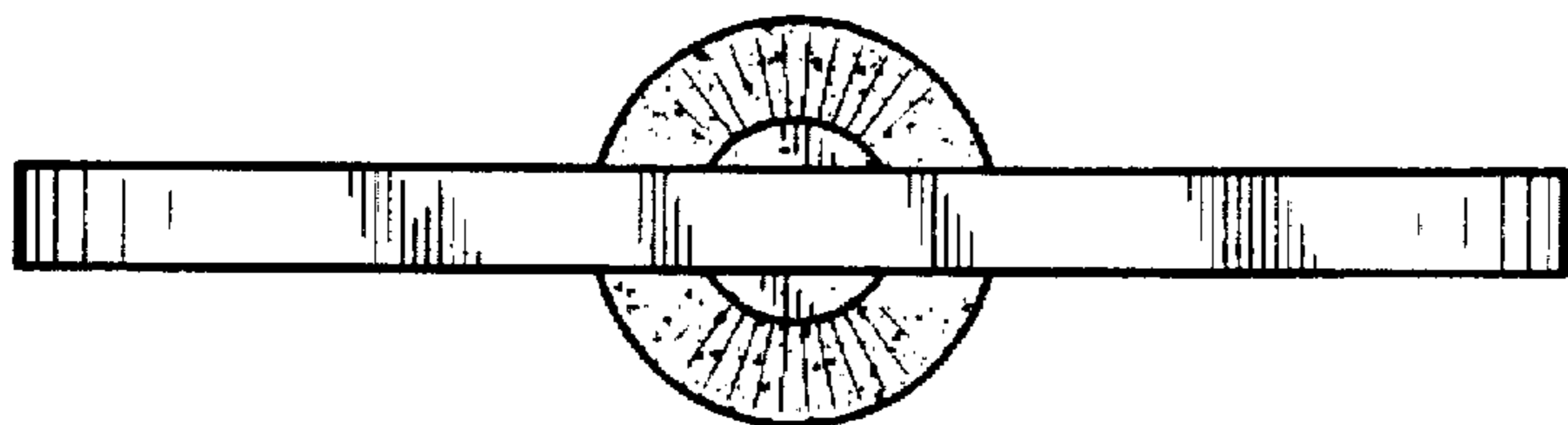


FIG. 4



*FIG. 5*



*FIG. 6*

