



US00D384501S

# United States Patent [19] Rosen

[11] Patent Number: **Des. 384,501**  
[45] Date of Patent: **\*\*Oct. 7, 1997**

[54] **CARRYING CASE**  
[75] Inventor: **Lawrence L. Rosen**, Mendham, N.J.  
[73] Assignee: **Rose Art Industries, Inc.**, Livingston, N.J.  
[\*\*] Term: **14 Years**

D. 329,138 9/1992 Hsieh ..... D3/283  
D. 351,727 10/1994 Tarozzi ..... D3/282  
D. 358,709 5/1995 Chang ..... D3/276  
D. 362,546 9/1995 Mundorf et al. .... D3/276  
D. 368,371 4/1996 Calmeise ..... D3/282  
D. 372,796 8/1996 Ferris ..... D3/276

*Primary Examiner*—Philip S. Hyder  
*Attorney, Agent, or Firm*—Allen N. Friedman

[21] Appl. No.: **56,608**  
[22] Filed: **Jul. 3, 1996**  
[51] **LOC (6) Cl.** ..... **03-01**  
[52] **U.S. Cl.** ..... **D3/282; D3/276**  
[58] **Field of Search** ..... **D3/273, 272, 276,**  
**D3/281, 282, 294; 190/100, 107, 109, 111,**  
**112, 115, 118, 902; 206/372, 373**

[57] **CLAIM**

The ornamental design for a carrying case, as shown and described.

**DESCRIPTION**

FIG. 1 is a right front perspective view of the carrying case; FIG. 2 is a front elevational view thereof; FIG. 3 is a top plan view thereof; FIG. 4 is a right side elevational view thereof; FIG. 5 is a rear elevational view thereof; and, FIG. 6 is a bottom plan view thereof.

[56] **References Cited**  
**U.S. PATENT DOCUMENTS**

D. 286,231 10/1986 Werk ..... D3/281  
D. 314,669 2/1991 Kunimune ..... D3/282

**1 Claim, 3 Drawing Sheets**

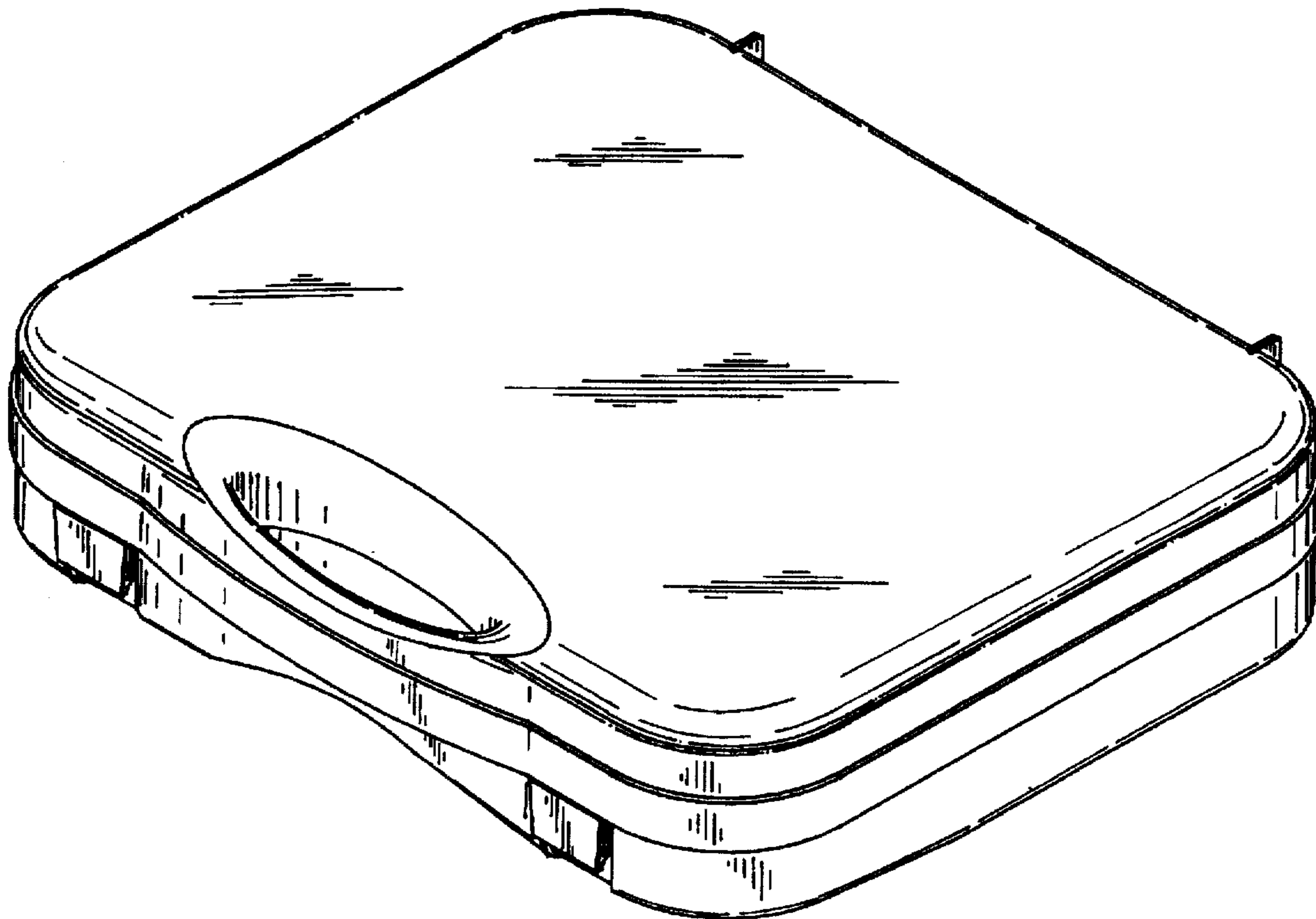


FIG. 1

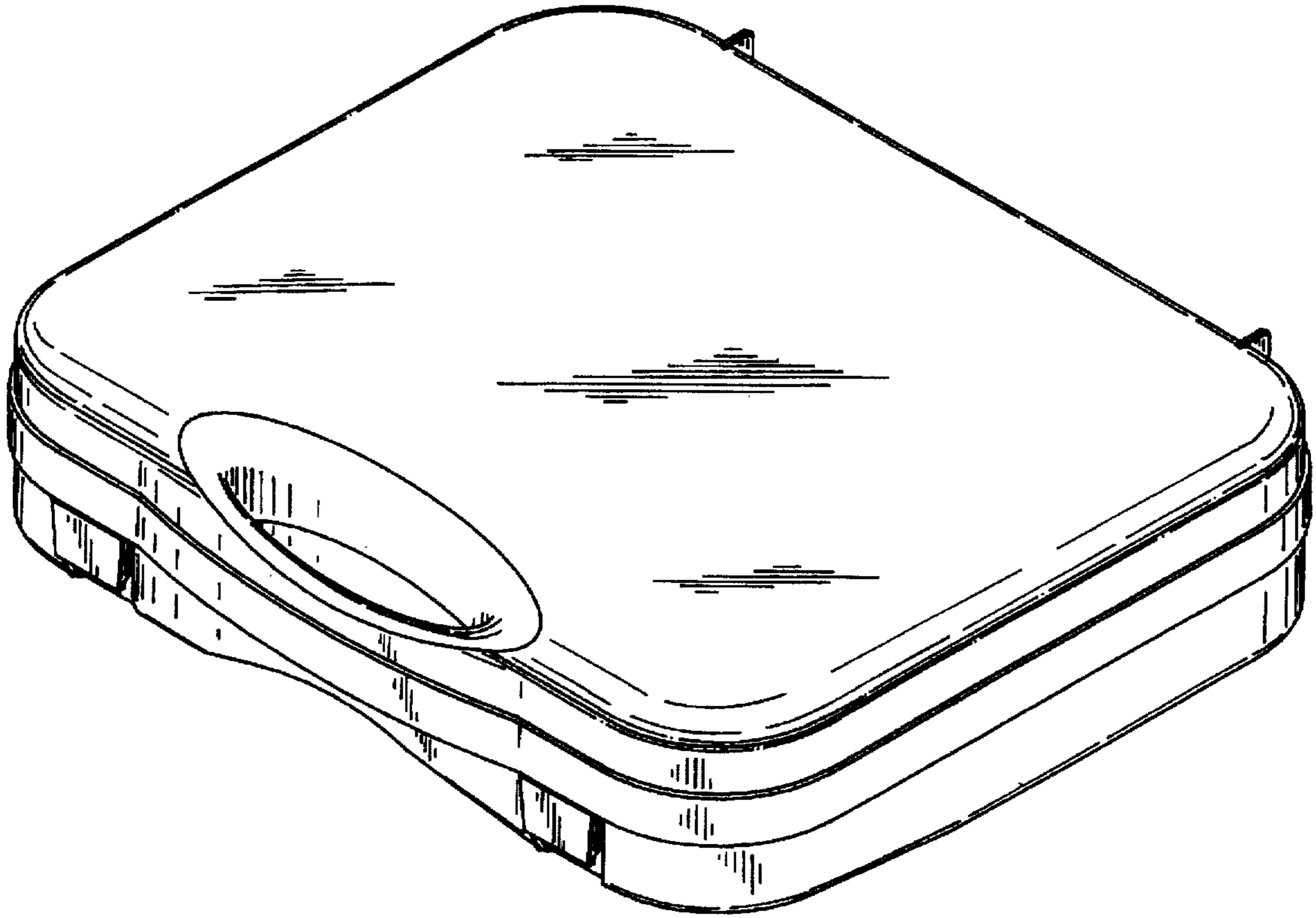


FIG. 2

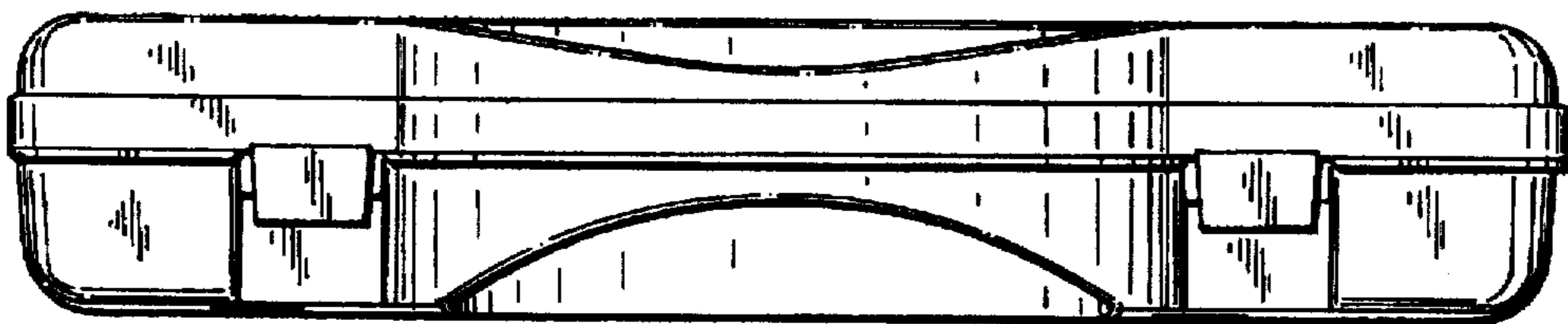


FIG. 3




FIG. 4




FIG. 5

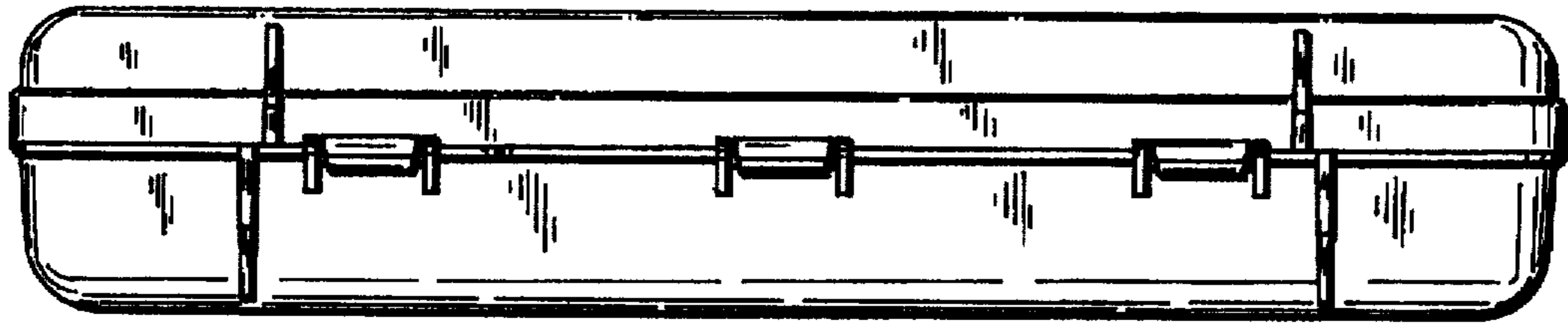


FIG. 6

