



US00D384500S

United States Patent [19]
Muench

[11] **Patent Number:** **Des. 384,500**
[45] **Date of Patent:** ****Oct. 7, 1997**

[54] **COMBINED GOLF BALL SHAG AND CLUB CARRIER**

3,866,646 2/1975 Nevard 206/315.2 X
5,417,334 5/1995 Wu 206/315.2 X
5,425,452 6/1995 Shanks et al. 206/315.2 X
5,474,191 12/1995 Bergeron et al. 206/315.2 X

[76] **Inventor:** **Robert E. Muench**, 2343 N. 51st Dr.,
Phoenix, Ariz. 85035

[**] **Term:** **14 Years**

Primary Examiner—Doris V. Coles
Assistant Examiner—Catherine R. Oliver
Attorney, Agent, or Firm—Warren F. B. Lindsley

[21] **Appl. No.:** **54,682**

[57] **CLAIM**

[22] **Filed:** **May 20, 1996**

The ornamental design for a combined golf ball shag and club carrier, as shown and described.

[51] **LOC (6) Cl.** **03-01**

[52] **U.S. Cl.** **D3/259**

[58] **Field of Search** D3/254, 255, 259,
D3/320; D21/234, 223; D34/15; 206/315.2,
315.3, 315.4, 315.5, 315.6, 315.7, 315.8;
211/70.2; 248/96, 309.1

DESCRIPTION

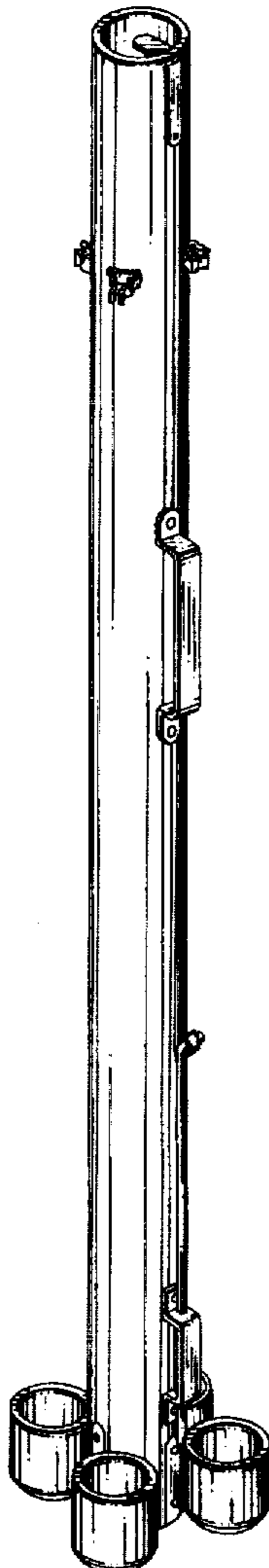
FIG. 1 is a front and left side view of a combined golf ball shag and club carrier showing my new design;
FIG. 2 is a right side view of FIG. 1;
FIG. 3 is a rear view of FIG. 1;
FIG. 4 is a top view of FIG. 1; and,
FIG. 5 is a bottom view of FIG. 1.

[56] **References Cited**

U.S. PATENT DOCUMENTS

D. 284,907 8/1986 Wiedeman D3/259
699,391 5/1902 Johnson 248/96 X

1 Claim, 1 Drawing Sheet



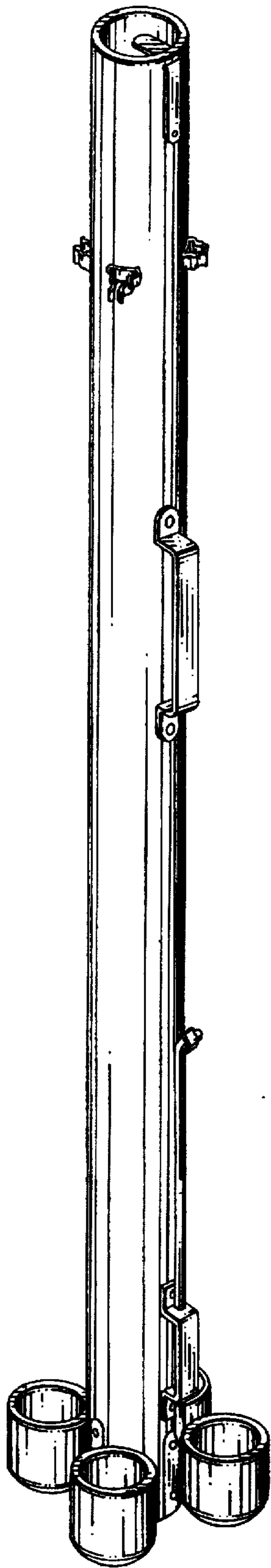


FIG 1

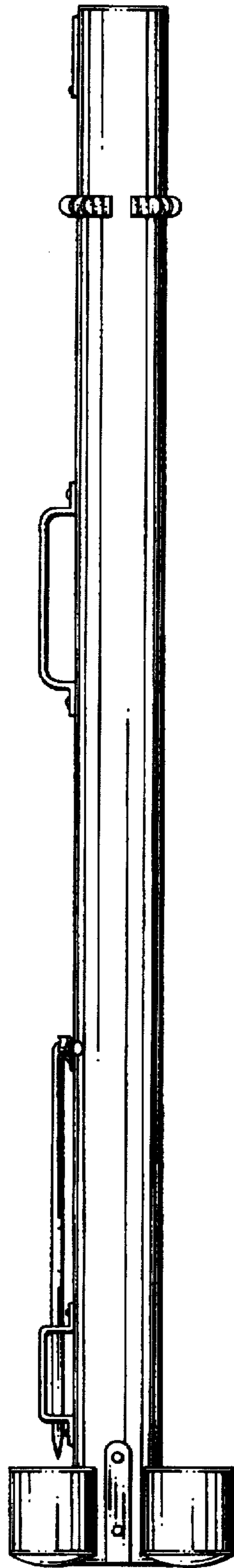


FIG 2

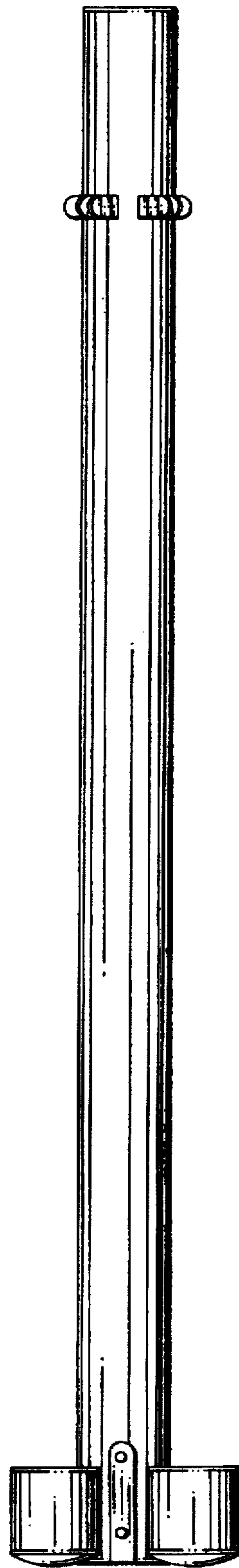


FIG 3




FIG 4

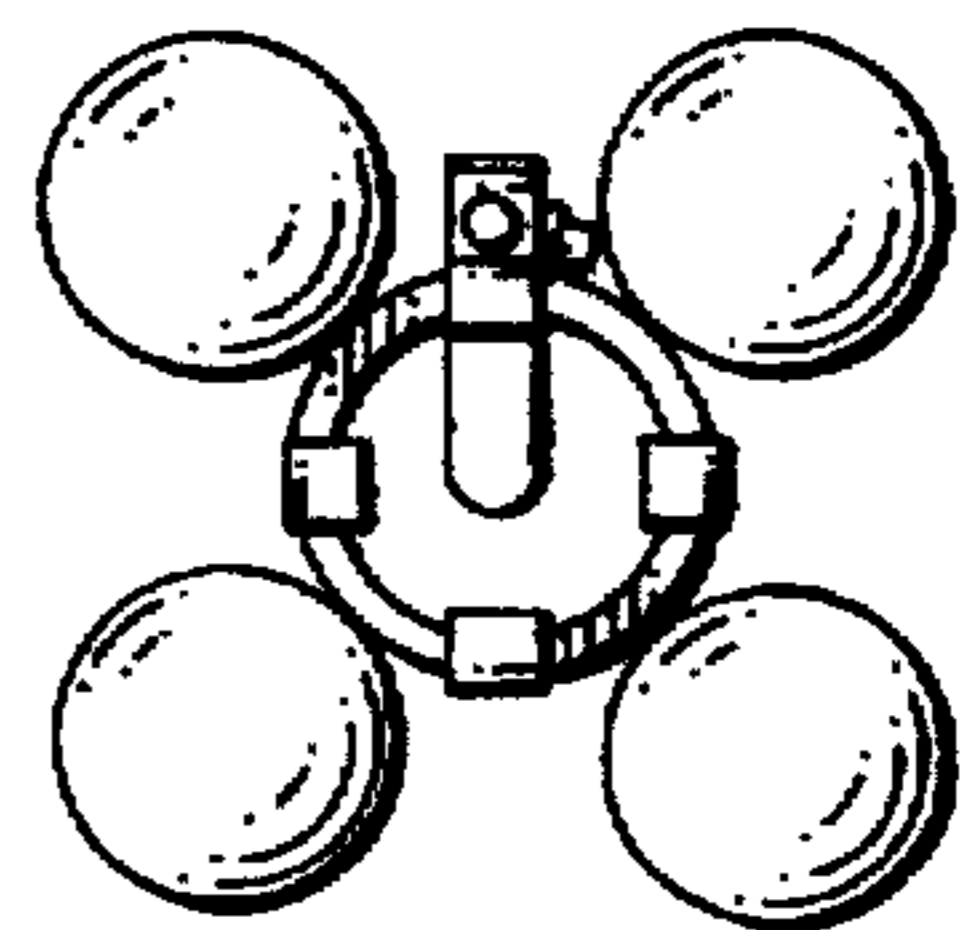


FIG 5