



US00D384458S

United States Patent [19]

Schroeck et al.

[11] Patent Number: **Des. 384,458**

[45] Date of Patent: ****Sep. 30, 1997**

[54] **WRINGER MOP**

[75] Inventors: **Harold J. Schroeck**, West Chester;
Paul R. Burger, Lebanon, both of Ohio

[73] Assignee: **Vining Industries, Inc.**, Springfield,
Ohio

[**] Term: **14 Years**

[21] Appl. No.: **48,018**

[22] Filed: **Dec. 18, 1995**

[51] LOC (6) Cl. **04-01**

[52] U.S. Cl. **D32/51**

[58] Field of Search D32/35, 40, 44,
D32/50, 51, 52; 15/115, 120.1, 120.2, 228,
229.1

3,431,576 3/1969 Moss et al. 15/229
4,135,272 1/1979 Stephenson 15/147 R
4,227,277 10/1980 McNelly, Jr. 15/229 R
4,479,278 10/1984 Heininen 15/120.2
5,375,286 12/1994 Harrah 15/147.1
5,509,163 4/1996 Morad 15/120.1 X

Primary Examiner—Susan J. Lucas
Assistant Examiner—Cynthia Ramirez
Attorney, Agent, or Firm—Biebel & French

[57] CLAIM

The ornamental design for a wringer mop, as shown and described.

DESCRIPTION

FIG. 1 is a perspective view of a wringer mop illustrating the present invention wherein the broken lines form no part of the invention;

FIG. 2 is a top plan view thereof;

FIG. 3 is a bottom plan view thereof;

FIG. 4 is a front side elevational view thereof;

FIG. 5 is a right side elevational view thereof;

FIG. 6 is a rear side elevational view thereof; and,

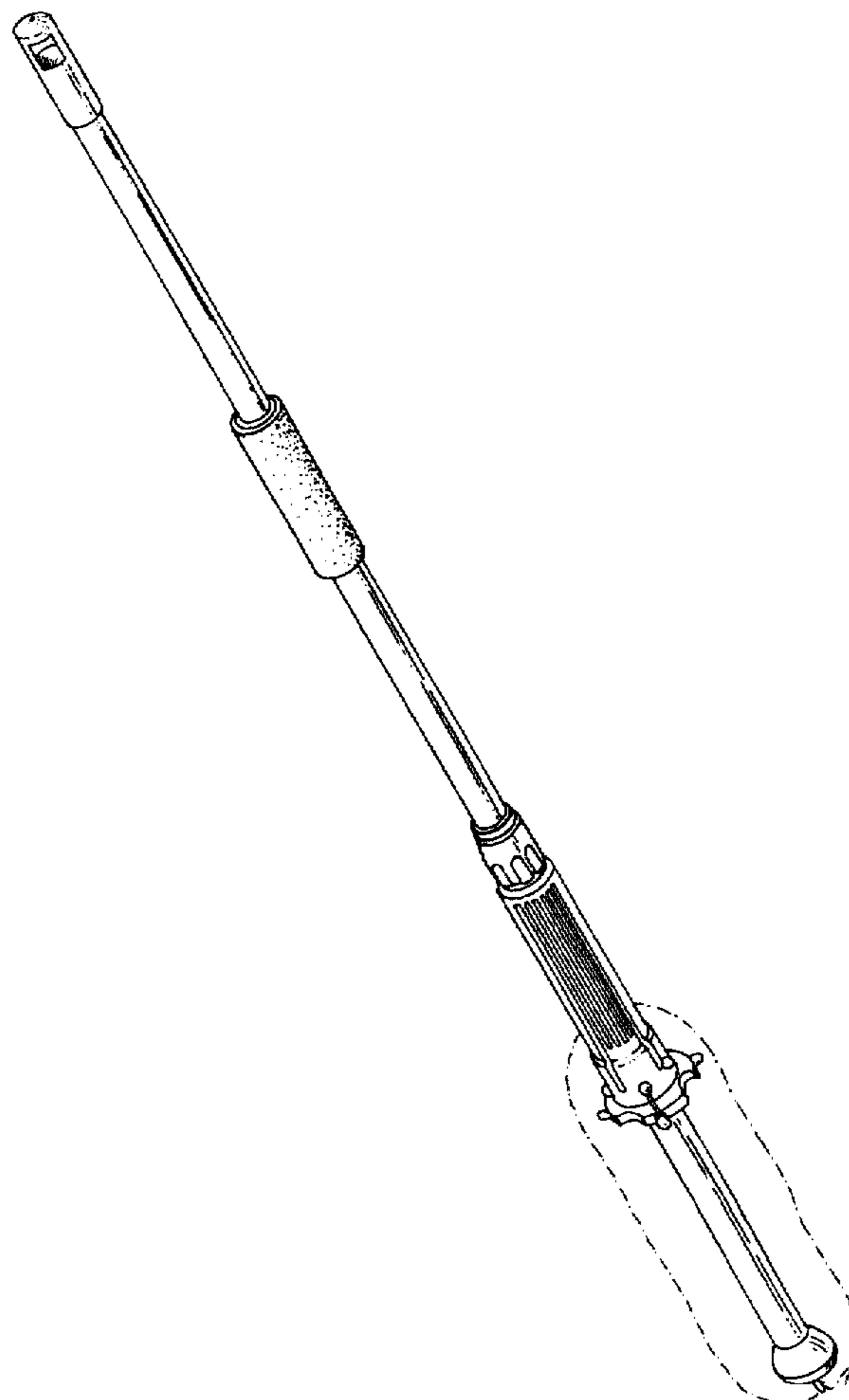
FIG. 7 is a left side elevational view thereof.

1 Claim, 4 Drawing Sheets

[56] References Cited

U.S. PATENT DOCUMENTS

551,625 12/1895 Gleason 15/120.1
621,654 3/1899 Gleason 15/120.1
780,945 1/1905 Fenton .
1,880,777 10/1932 Byars 15/120.1
2,524,192 10/1950 Harget 15/120.1 X
3,145,406 8/1964 Lay 15/147



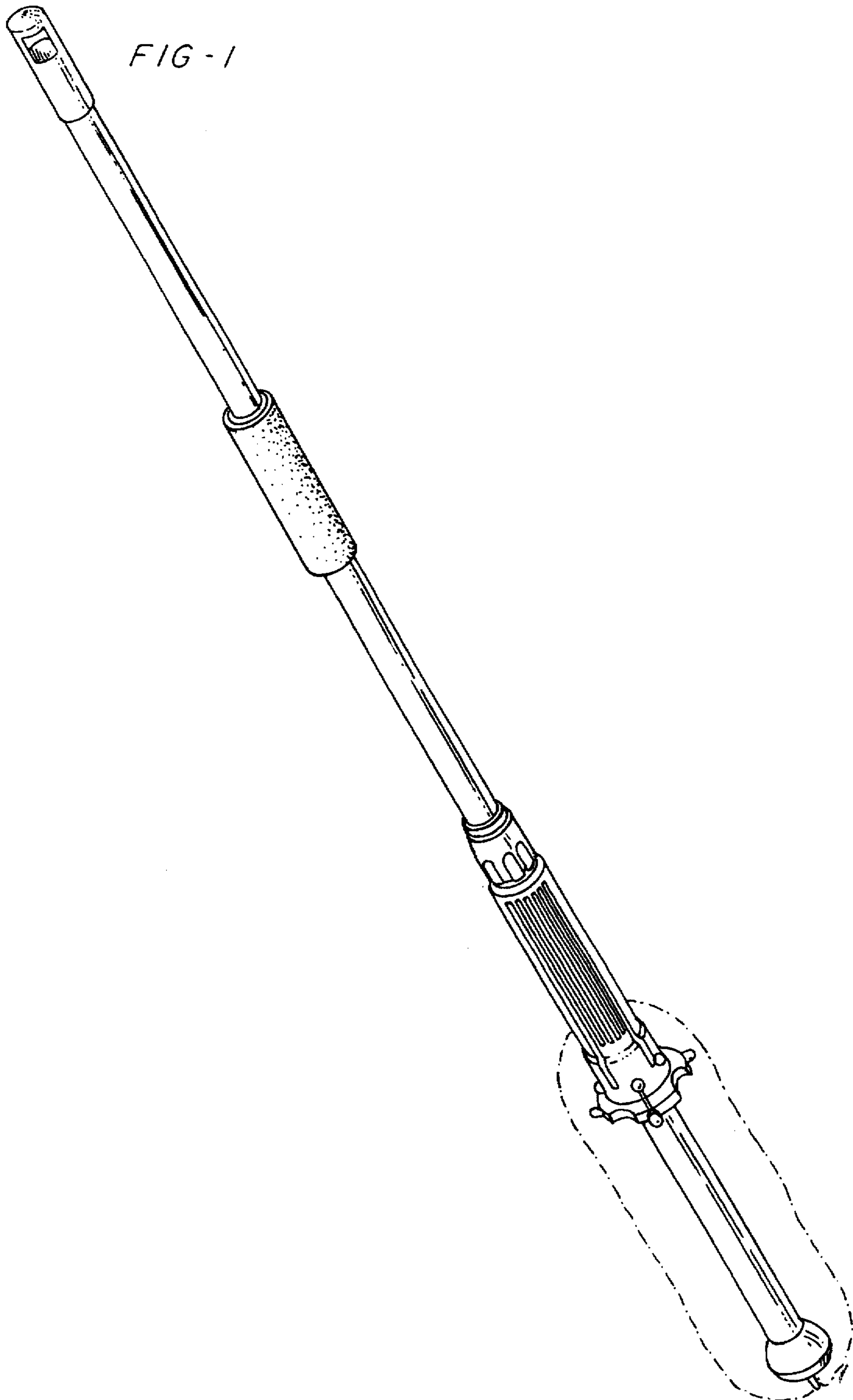


FIG - 2

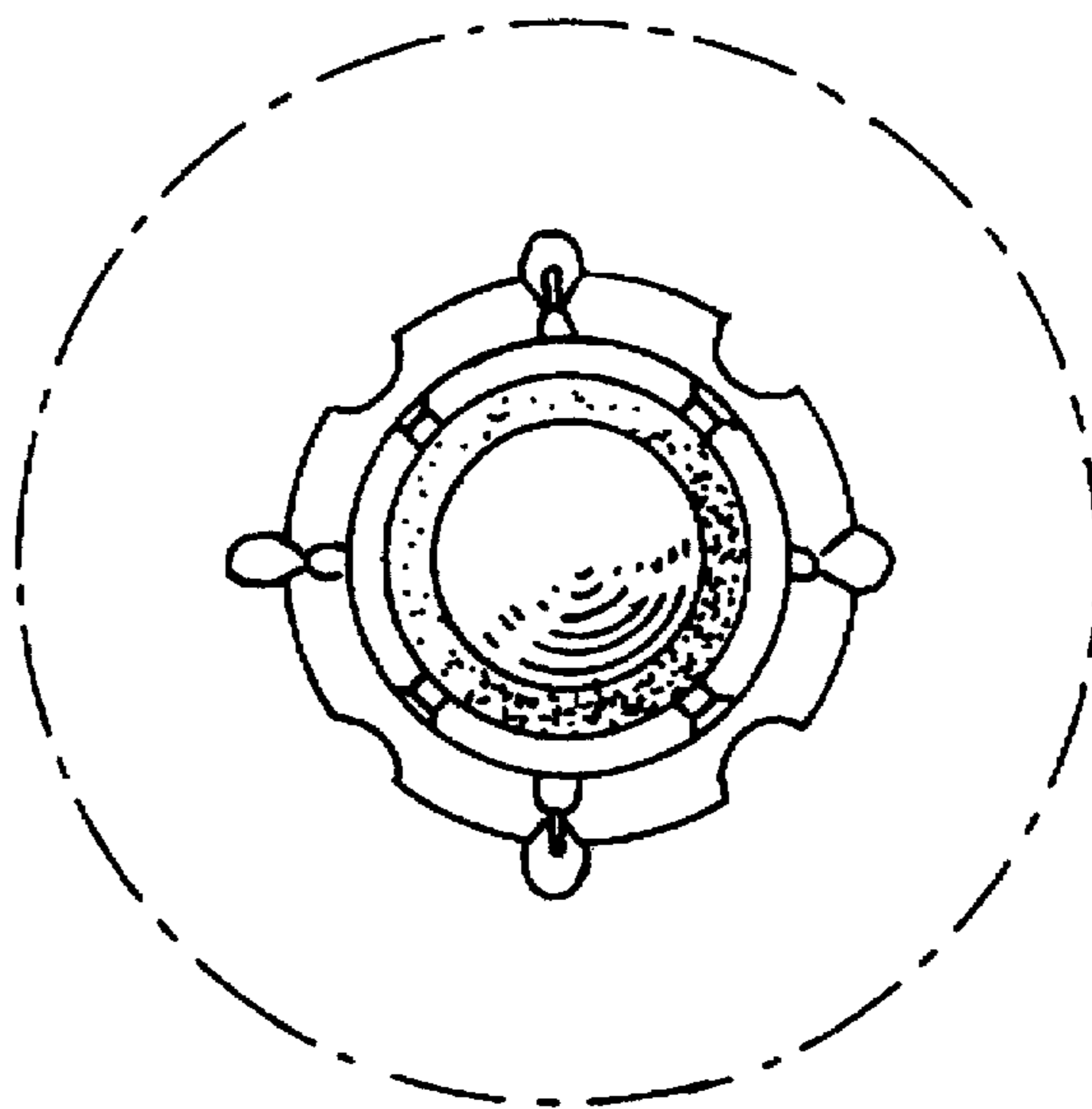


FIG - 3

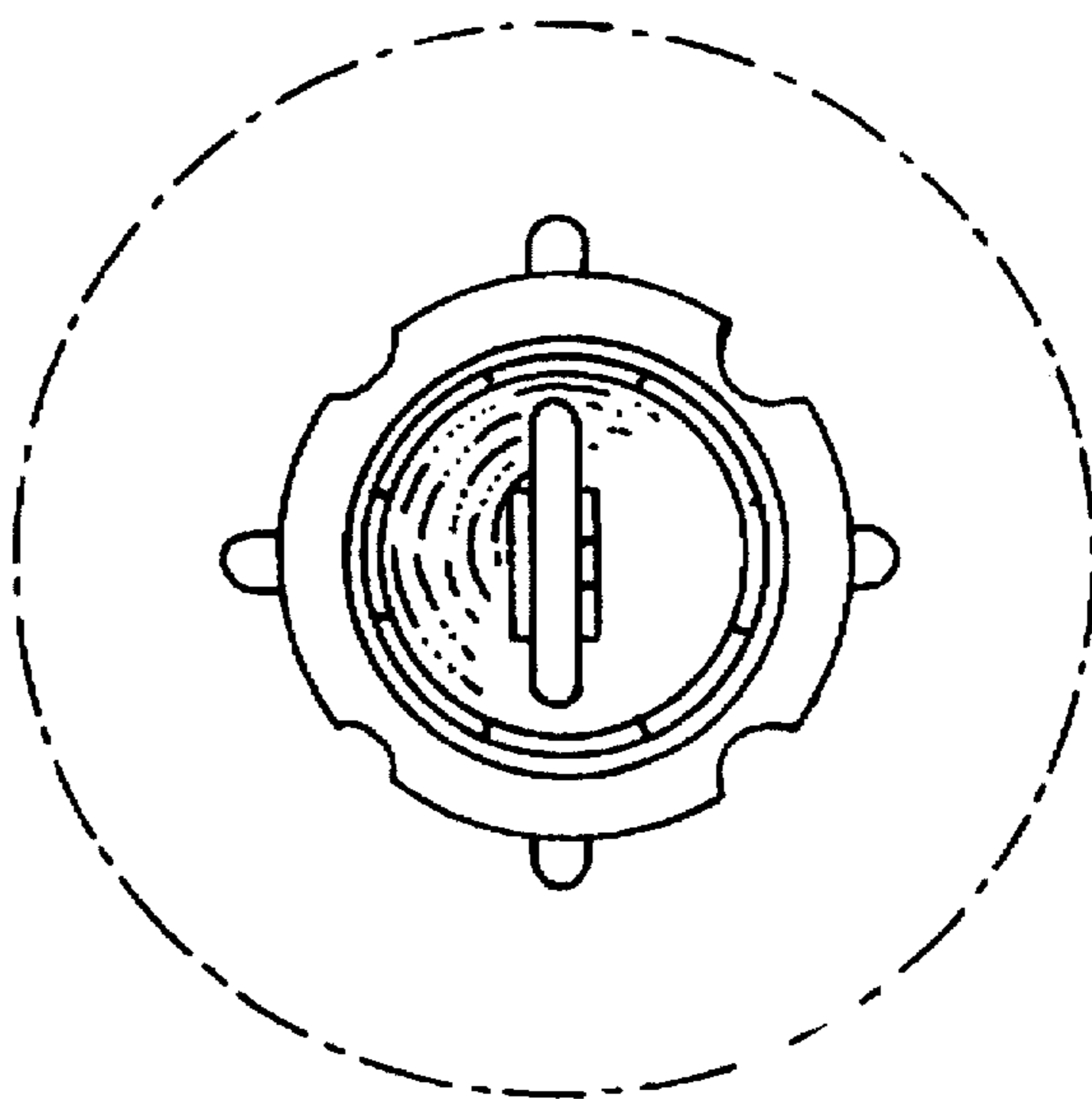


FIG -4

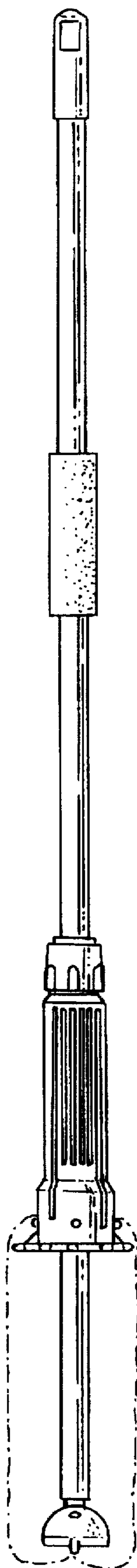


FIG -5

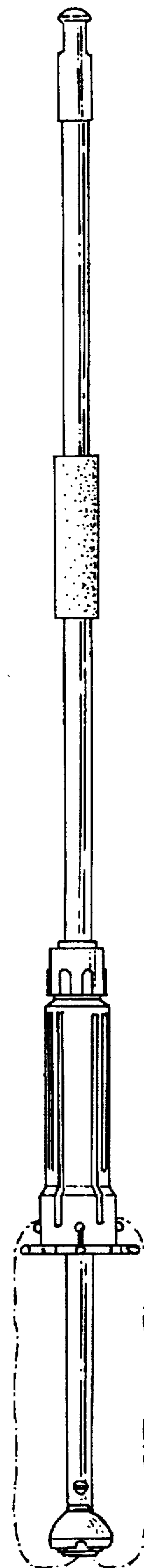


FIG - 6

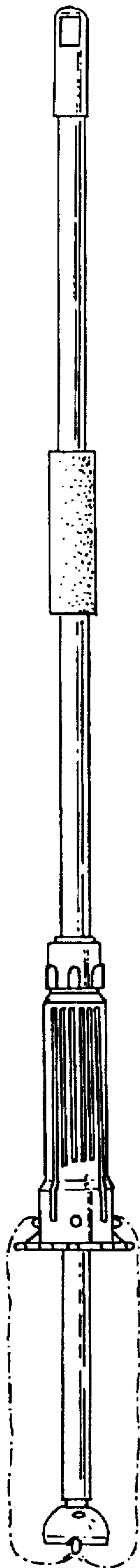


FIG - 7

