

US00D384453S

United States Patent [19]

[11] Patent Number: **Des. 384,453**

Bartz

[45] Date of Patent: ****Sep. 30, 1997**

[54] **ADJUSTABLE HEAD EXTENSION
ATTACHMENT FOR A VACUUM CLEANER**

D. 365,625 12/1995 Bova D23/266
2,954,802 10/1960 Duff D32/31

[76] Inventor: **Ronald D. Bartz**, 938 E. Adams,
Orange, Calif. 92867

Primary Examiner—Ruth McInroy

[**] Term: **14 Years**

[57] **CLAIM**

[21] Appl. No.: **56,526**

The ornamental design for an adjustable head extension attachment for a vacuum cleaner, as shown and described.

[22] Filed: **Jul. 1, 1996**

DESCRIPTION

[51] LOC (6) Cl. **15-05**

FIGS. 1, 2 and 3 illustrate the attachment in an unflexed orientation.

[52] U.S. Cl. **D32/31**

FIG. 1 is a front elevational view of the adjustable head extension attachment for a vacuum cleaner showing my new design;

[58] **Field of Search** D32/31-34, 21,
D32/22; 15/320-322, 415.1; 138/177; D23/266

FIG. 2 is a rear elevational view thereof;

[56] **References Cited**

FIG. 3 is a right view thereof;

U.S. PATENT DOCUMENTS

FIG. 4 is a left view in a flexed orientation thereof;

D. 221,078 7/1971 Seckel D23/266

FIG. 5 is a top plan view thereof; and,

D. 299,772 2/1989 Smith D32/31

FIG. 6 is a bottom plan view thereof.

D. 300,574 4/1989 Smith D32/31

D. 356,858 3/1995 Folkman D23/266

1 Claim, 3 Drawing Sheets

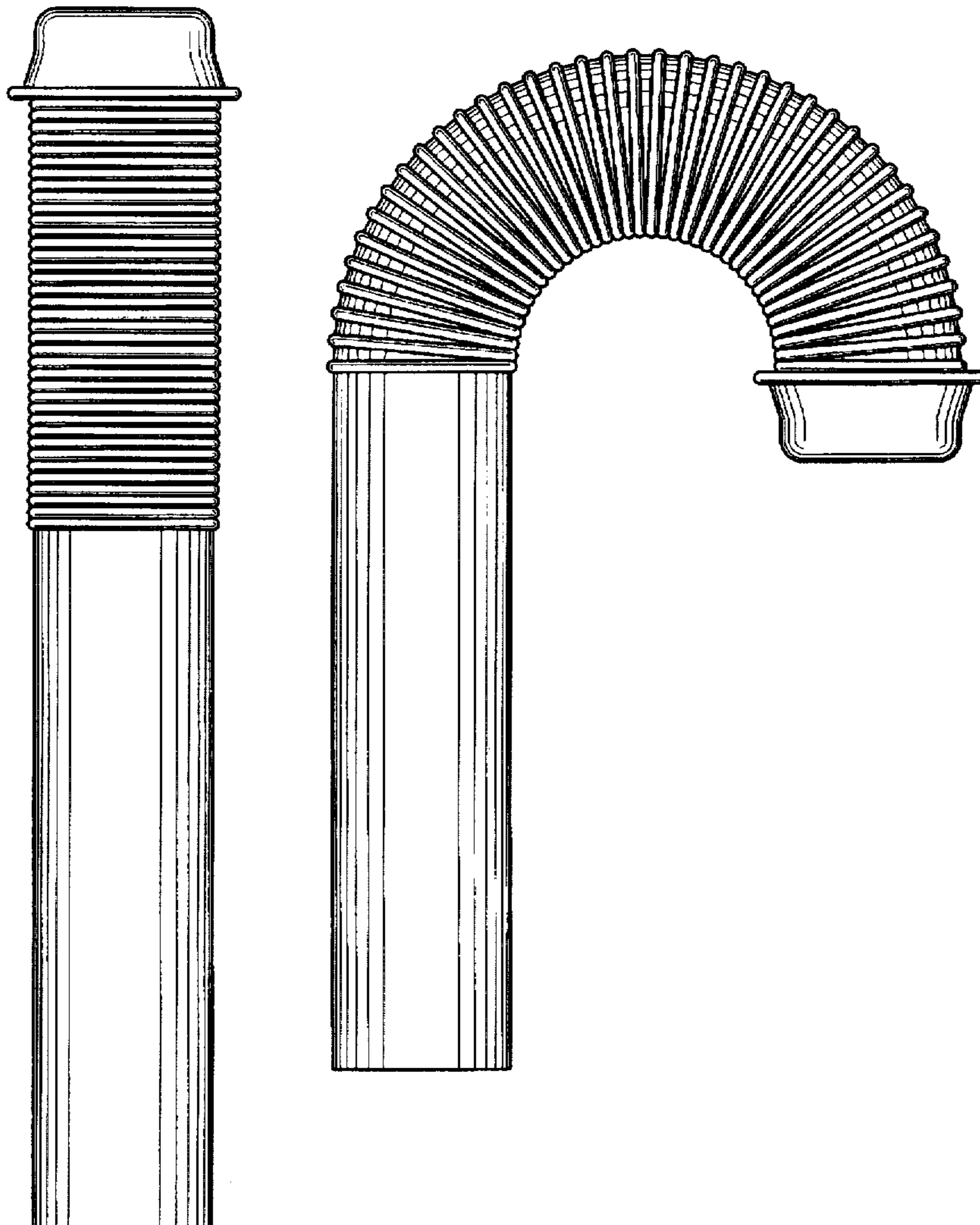


FIG. 1

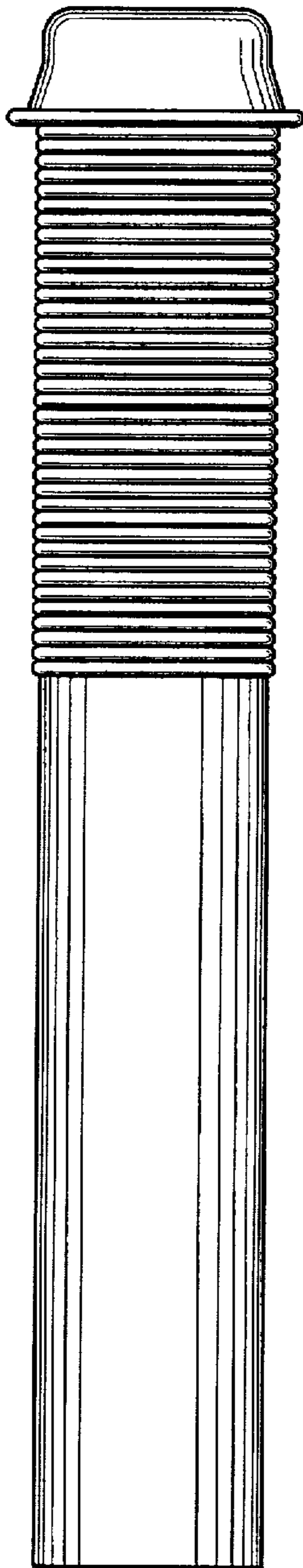


FIG. 2

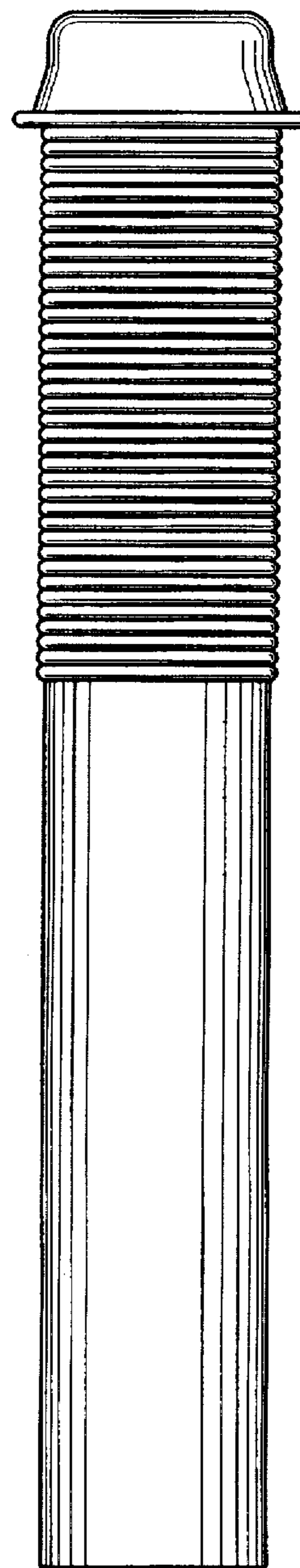


FIG. 3

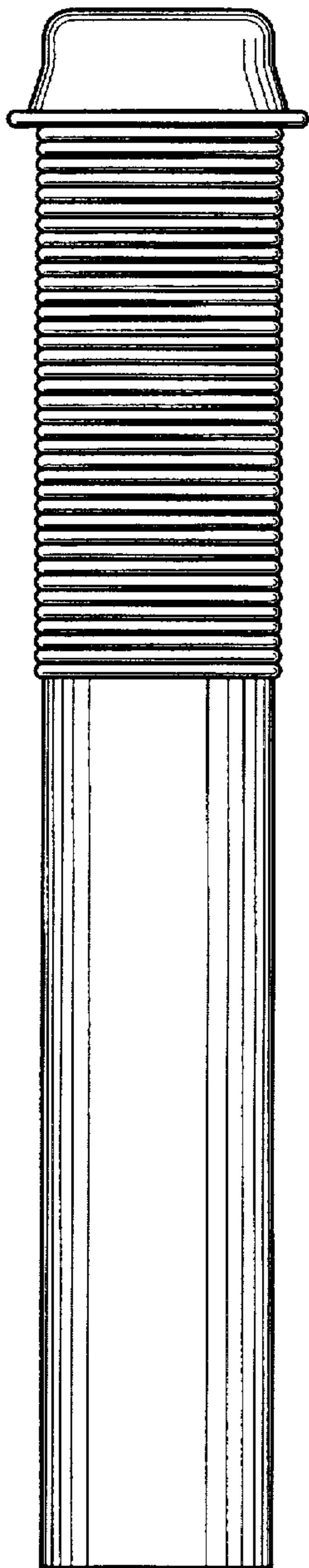


FIG. 4




FIG. 5

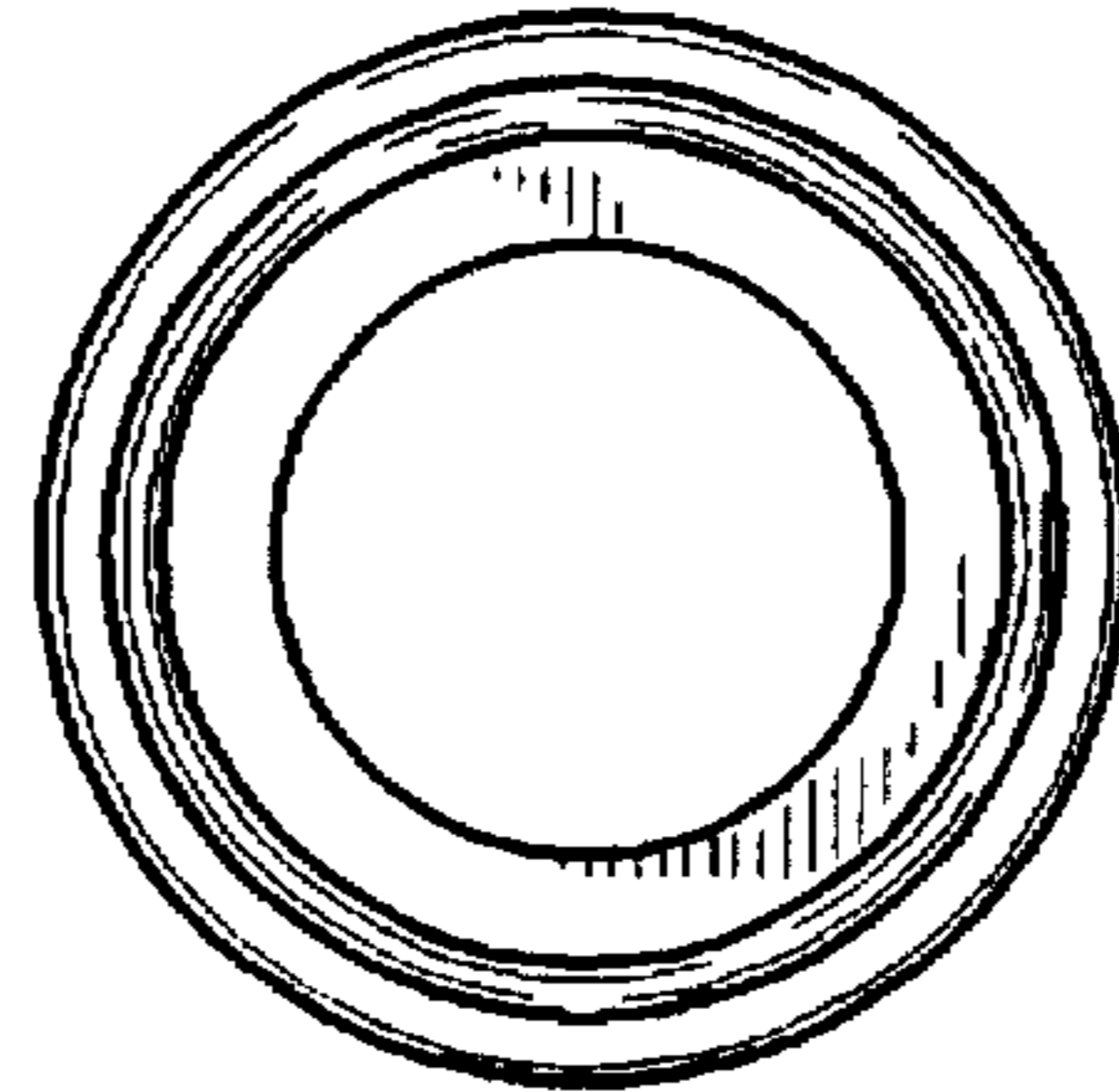


FIG. 6

