



US00D384418S

United States Patent [19]

[11] Patent Number: **Des. 384,418**

Torti et al.

[45] Date of Patent: ****Sep. 30, 1997**

[54] **PIPETTE TIP**

5,192,511	3/1993	Roach	422/100
5,223,225	6/1993	Gautsch	436/180 X
5,403,553	4/1995	Heinonen	422/100

[75] Inventors: **Victor A. Torti**, Brookline, N.H.;
Joseph A. Del Genio, Marlborough,
Mass.

OTHER PUBLICATIONS

[73] Assignee: **Matrix Technologies Incorporated**,
Lowell, Mass.

The Fisher Catalog "Ultra Micro Tips" Pipetters p. 1242
@1993/1994.

[**] Term: **14 Years**

Primary Examiner—Louis S. Zarfes
Assistant Examiner—I. Simmons
Attorney, Agent, or Firm—Wolf, Greenfield & Sacks, P.C.

[21] Appl. No.: **39,065**

[57] **CLAIM**

[22] Filed: **May 19, 1995**

The ornamental design for a pipette tip, as shown and
described.

[51] LOC (6) Cl. **24-02**

[52] U.S. Cl. **D24/222**

[58] Field of Search D24/222; 422/100,
422/81; 430/180; 73/864.11, 864.61

DESCRIPTION

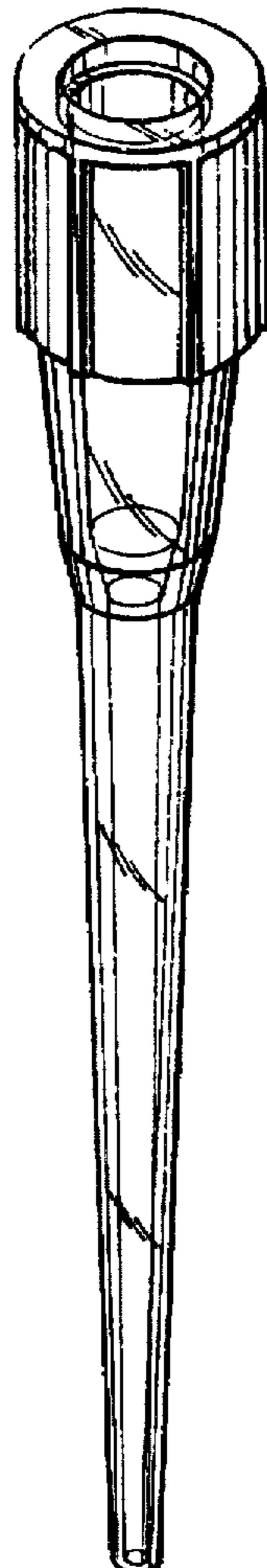
[56] **References Cited**

FIG. 1 is a top front perspective view of the pipette tip
embodying our new design, the top rear perspective view
being identical thereto;
FIG. 2 is a left side elevation view of the pipette tip, the right
side elevation view being the mirror image thereof;
FIG. 3 is a top plan view thereof; and,
FIG. 4 is a bottom plan view thereof.

U.S. PATENT DOCUMENTS

D. 286,570	11/1986	Williams	D24/222
D. 297,054	8/1988	Williams	D24/222
D. 300,561	4/1989	Asa et al.	D24/112
4,721,680	1/1988	Jeffs et al.	436/180

1 Claim, 1 Drawing Sheet



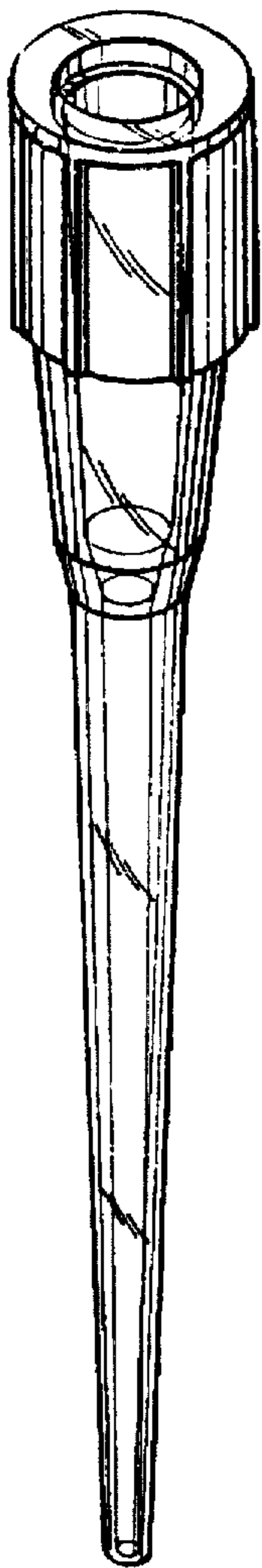


Fig. 1

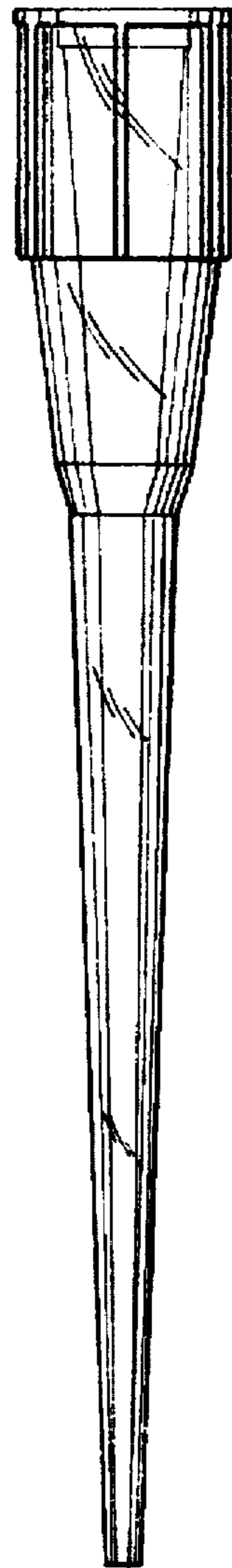


Fig. 2

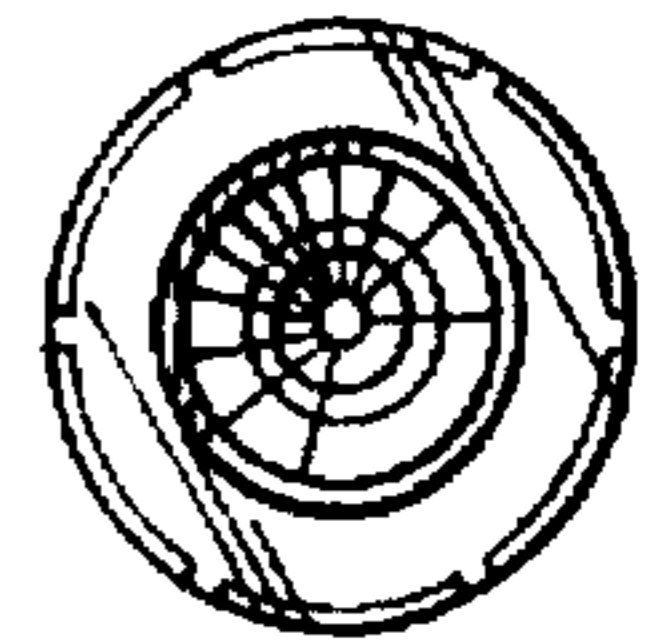


Fig. 3

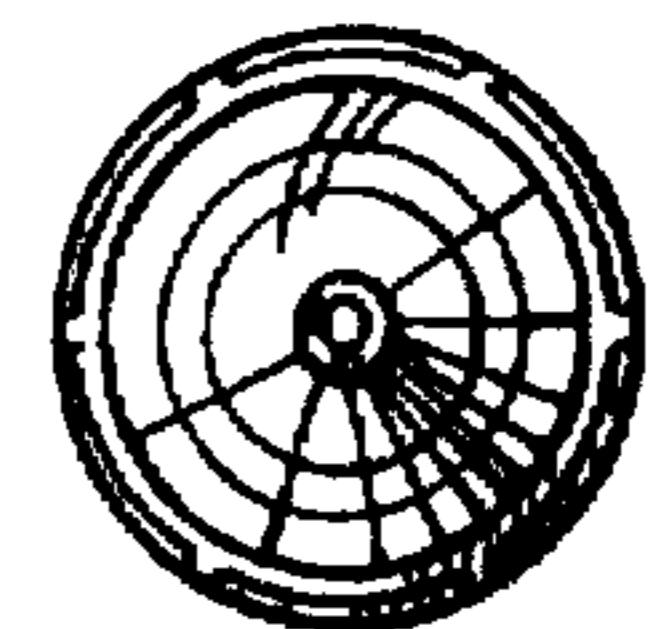


Fig. 4