



US00D384405S

United States Patent [19]
Wilson

[11] **Patent Number:** **Des. 384,405**
[45] **Date of Patent:** ****Sep. 30, 1997**

[54] **GAS FIRED HEATER**

[75] **Inventor:** **Andrew Mark Wilson**, Handsacre, England

[73] **Assignee:** **Valor Limited**, Erdington, England

[**] **Term:** **14 Years**

[21] **Appl. No.:** **43,445**

[22] **Filed:** **Aug. 14, 1995**

[30] **Foreign Application Priority Data**

May 25, 1995 [GB] United Kingdom 2047746

[51] **LOC (6) Cl.** **23-03**

[52] **U.S. Cl.** **D23/339; D23/343; D23/350**

[58] **Field of Search** **D23/339-342, D23/344, 350, 349; 392/348, 347; 126/77, 60, 65, 512, 92 AC, 92 R**

[56] **References Cited**

U.S. PATENT DOCUMENTS

D. 63,716 1/1924 Grayson D23/339
5,092,313 3/1992 Blackburn et al. 126/92 AC

OTHER PUBLICATIONS

Citation Adv. Flyer, Stove @, Top of Page.

Primary Examiner—Lisa Lichtenstein
Attorney, Agent, or Firm—Dorsey & Whitney

[57] **CLAIM**


The ornamental design for a gas fired heater, as shown and described.

DESCRIPTION

FIG. 1 is a front perspective view of the gas fired heater; FIG. 2 is a perspective view of the gas fired heater; FIG. 3 is a view of the top of the gas fired heater; FIG. 4 is a perspective view of one side of the gas fired heater; FIG. 5 is a perspective view of the other side of the gas fired heater; FIG. 6 is a rear view of the gas fired heater; and, FIG. 7 is a perspective view of the underneath of the gas fired heater.

The bottom of the design disclosed in FIG. 7 is included for the purpose of completeness, but no claim is made to the ornamental features to the extent they are shown in FIG. 7.

1 Claim, 5 Drawing Sheets






FIG. 1




FIG. 2

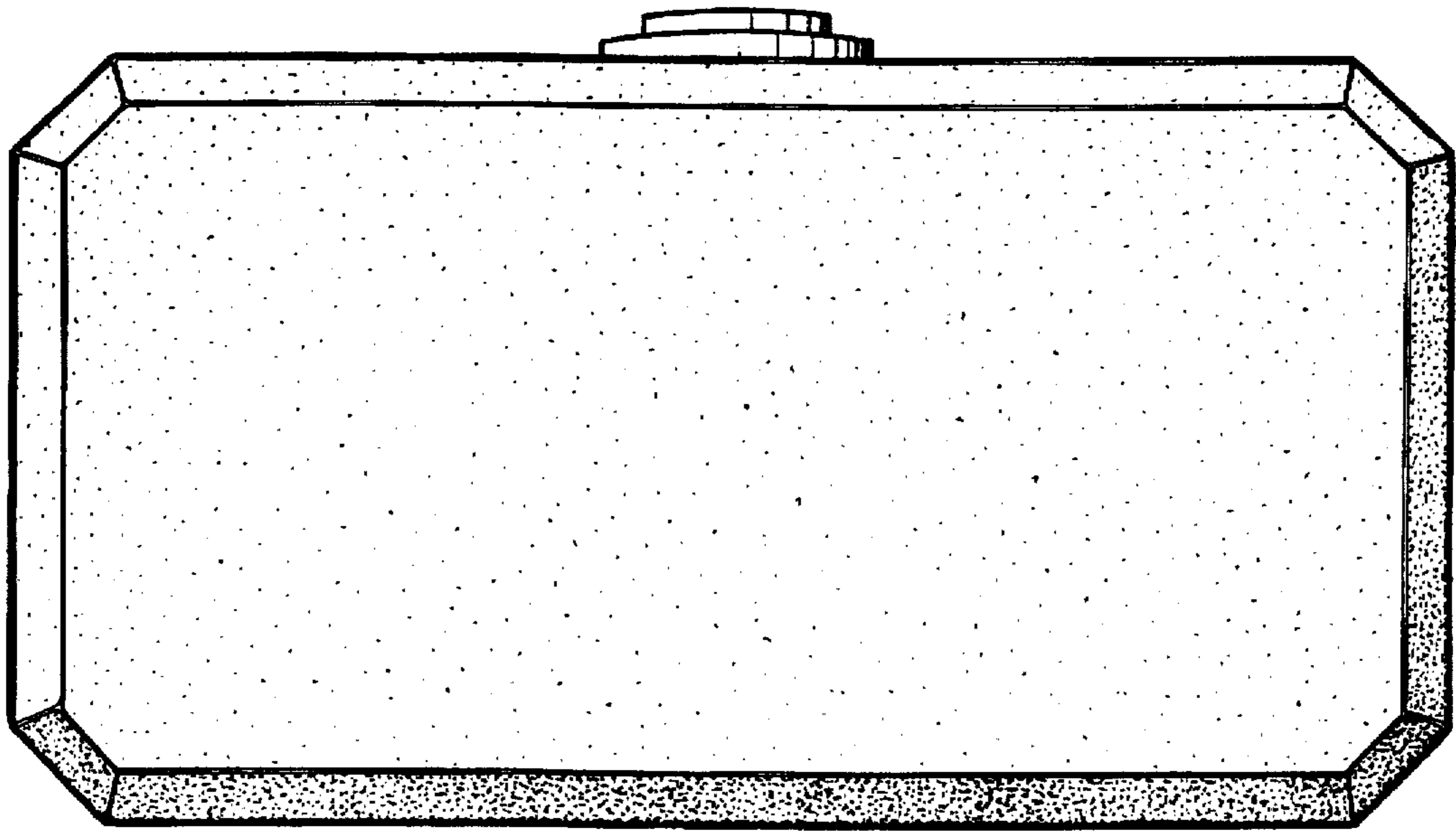


FIG. 3

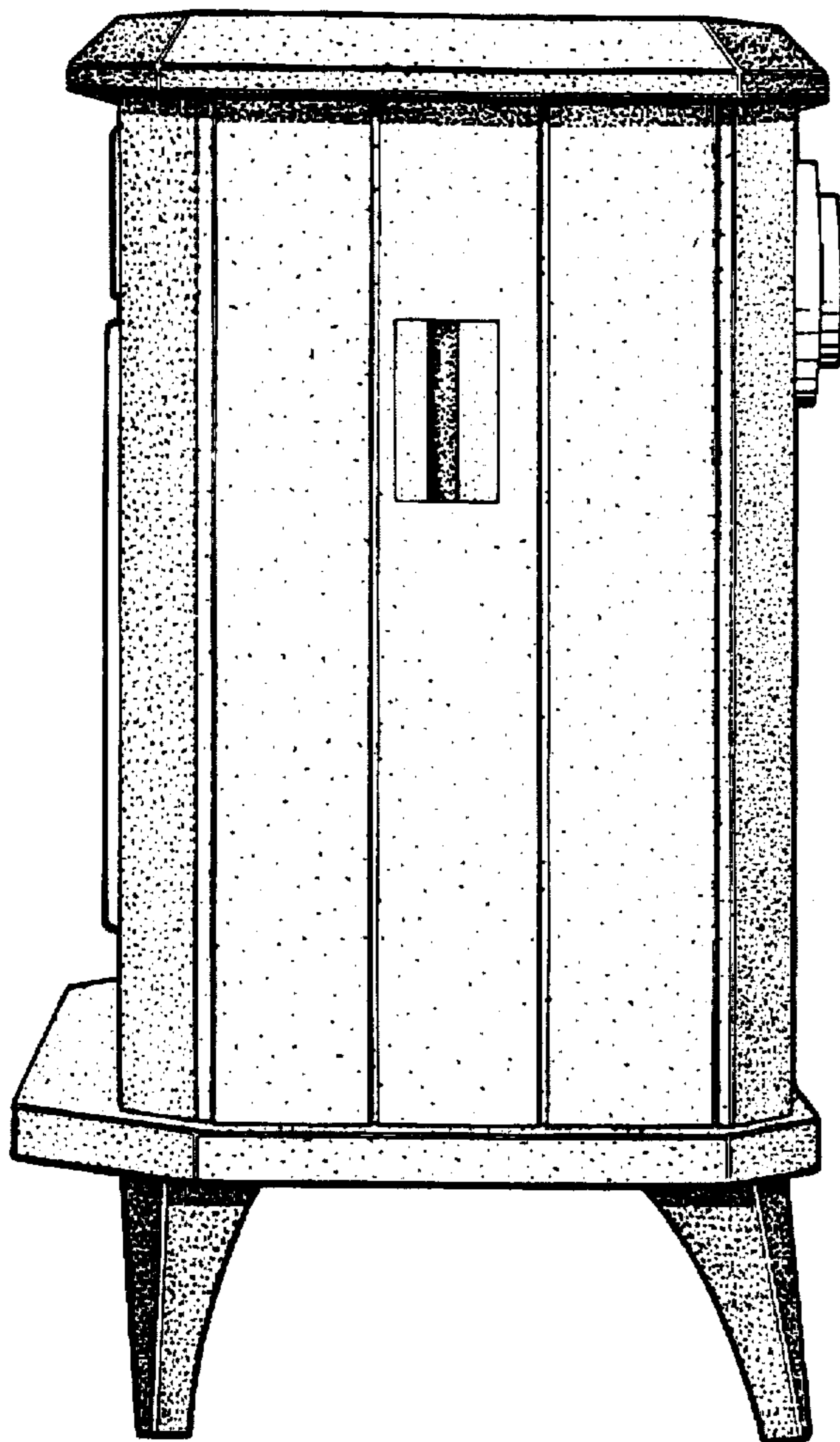


FIG. 4

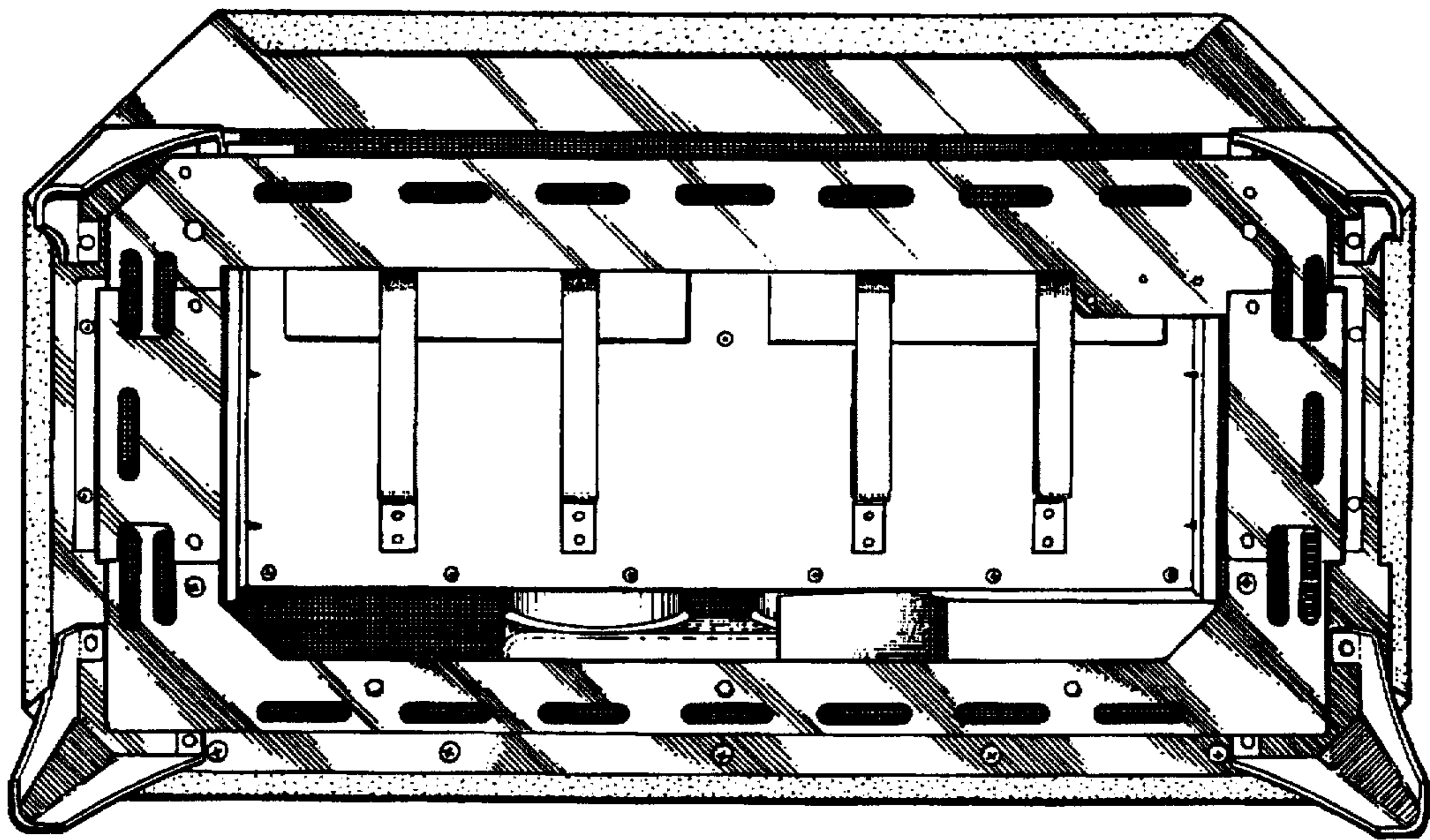


FIG. 7

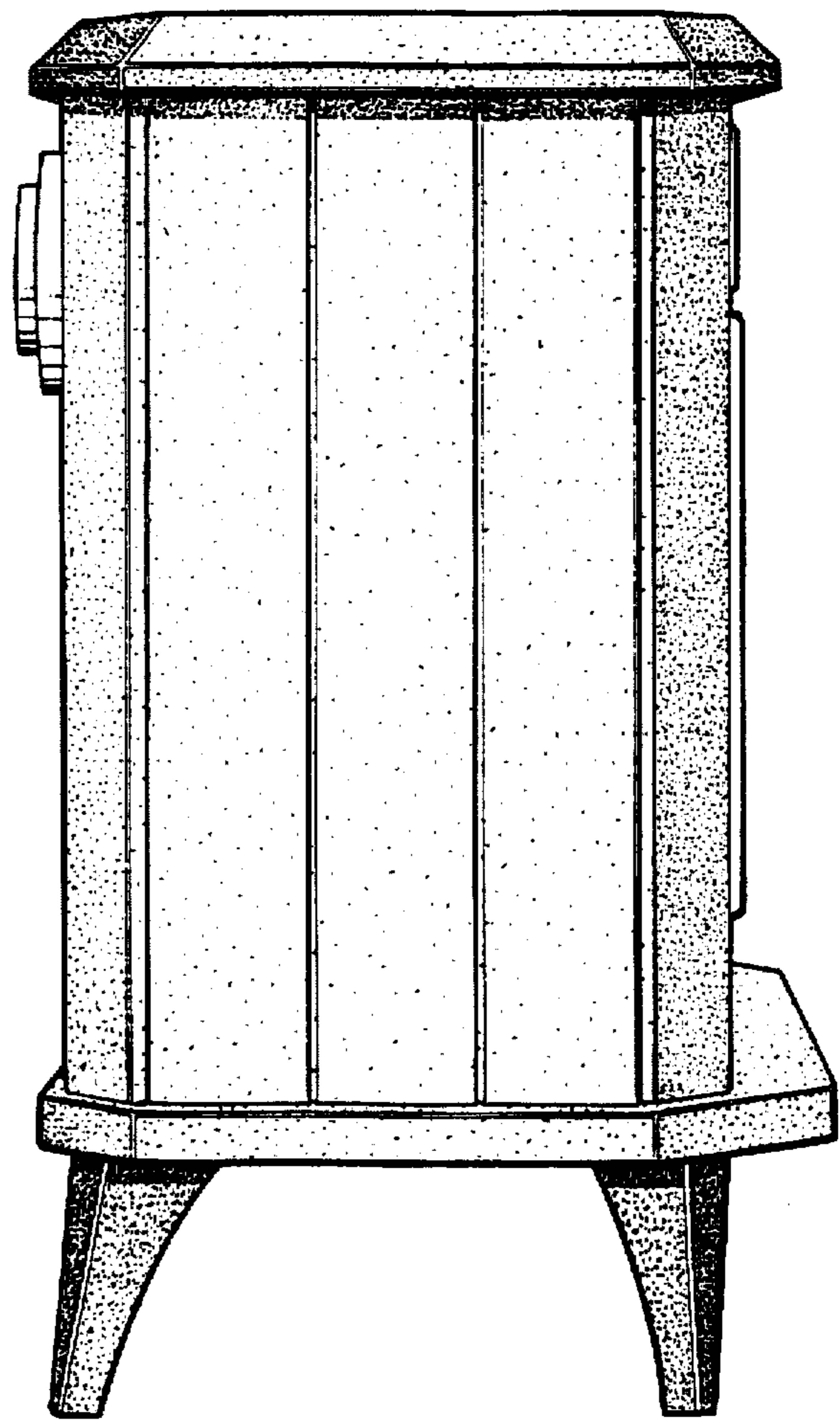


FIG. 5




FIG. 6