



US00D384395S

# United States Patent [19]

[11] Patent Number: **Des. 384,395**

Doughty et al.

[45] Date of Patent: **\*\*\*Sep. 30, 1997**

[54] FAUCET

[75] Inventors: **Frederic C. Doughty**, S. Pasadena;  
**Darren M. Mark**, Castaic, both of Calif.

[73] Assignee: **Emhart Inc.**, Newark, Del.

[\*] Notice: The portion of the term of this patent subsequent to Feb. 25, 2011, has been disclaimed.

[\*\*] Term: **14 Years**

[21] Appl. No.: **52,685**

[22] Filed: **Apr. 4, 1996**

[51] LOC (6) Cl. .... **23-01**

[52] U.S. Cl. .... **D23/241**

[58] Field of Search ..... D23/238-243,  
D23/250-257; 4/675-678; 137/801

[56] **References Cited**

**U.S. PATENT DOCUMENTS**

- D. 115,811 7/1939 Reinecke .
- D. 171,571 3/1954 Baker, Jr. .
- D. 190,791 6/1961 Kohler .
- D. 200,042 1/1965 Mackay et al. .... D23/241
- D. 203,324 12/1965 Landell ..... D23/241
- D. 229,495 12/1973 Landell .
- D. 280,008 8/1985 Miller et al. .

- D. 280,231 8/1985 Niemann .
- D. 285,106 8/1986 Yost .
- D. 288,836 3/1987 Yost .
- D. 293,362 12/1987 Hill et al. .
- D. 295,661 5/1988 Kohler, Jr. .
- D. 299,518 1/1989 Yost .
- D. 318,714 7/1991 Spangler .
- D. 325,772 4/1992 Carr .
- D. 325,958 5/1992 Stairs, Jr. et al. .
- D. 327,531 6/1992 Ko .
- D. 327,532 6/1992 Ko .
- D. 346,852 5/1994 Hill .
- D. 347,466 5/1994 Kolada et al. .... D23/241
- D. 361,827 8/1995 Doughty et al. .

*Primary Examiner*—Louis S. Zarfes  
*Assistant Examiner*—Eric Watterson  
*Attorney, Agent, or Firm*—J. Bruce Hoofnagle


[57] **CLAIM**

The ornamental design for faucet, as shown and described.

**DESCRIPTION**

FIG. 1 is a perspective view of our new design of a faucet; FIG. 2 is a front view of our new design of the faucet; FIG. 3 is a rear view of our new design of the faucet; FIG. 4 is a right side view of our new design of the faucet, a left side view thereof being a mirror image of the right side view; FIG. 5 is a top view of our new design of the faucet; and, FIG. 6 is a bottom view of our new design of the faucet.

**1 Claim, 3 Drawing Sheets**



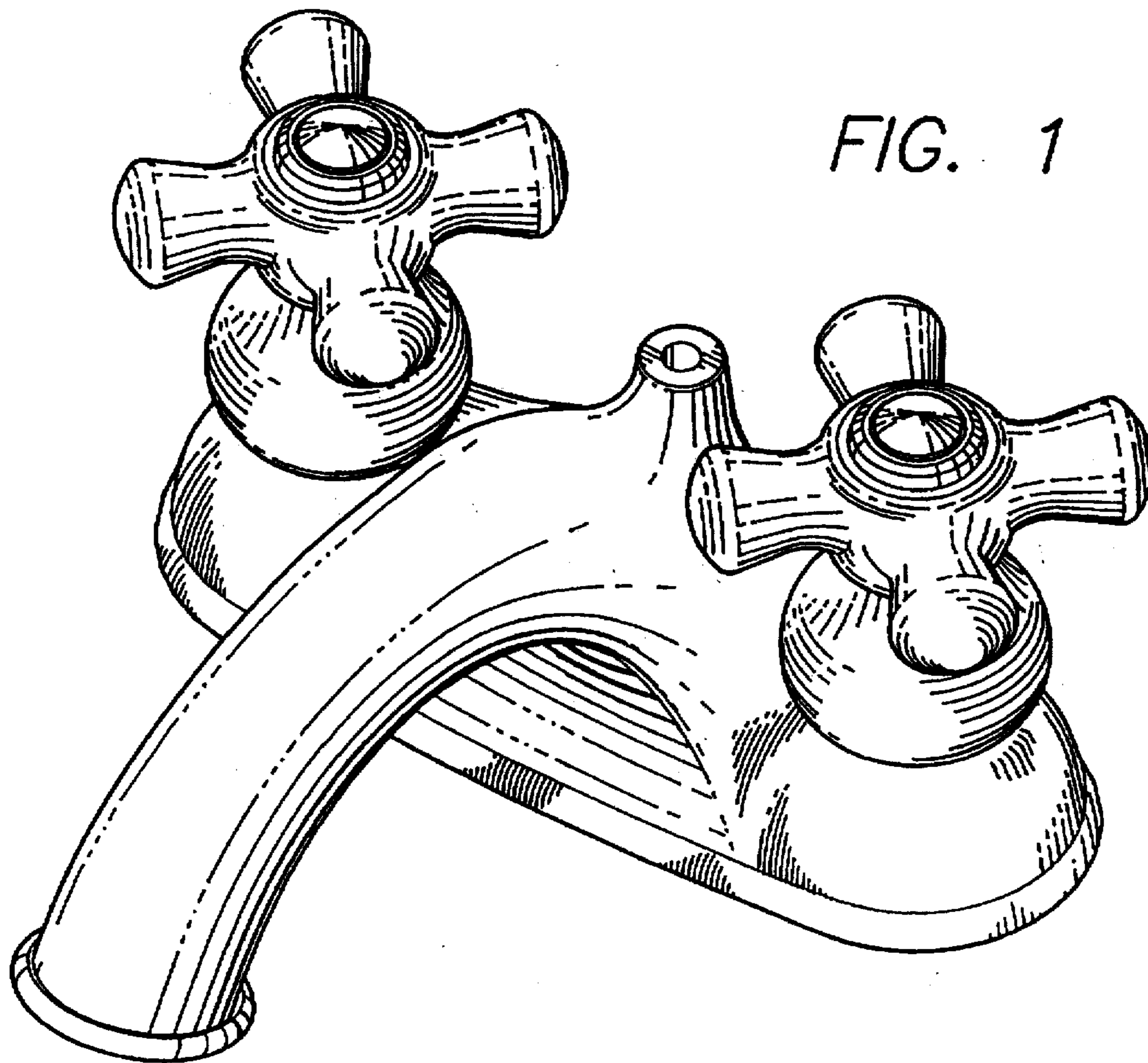


FIG. 1

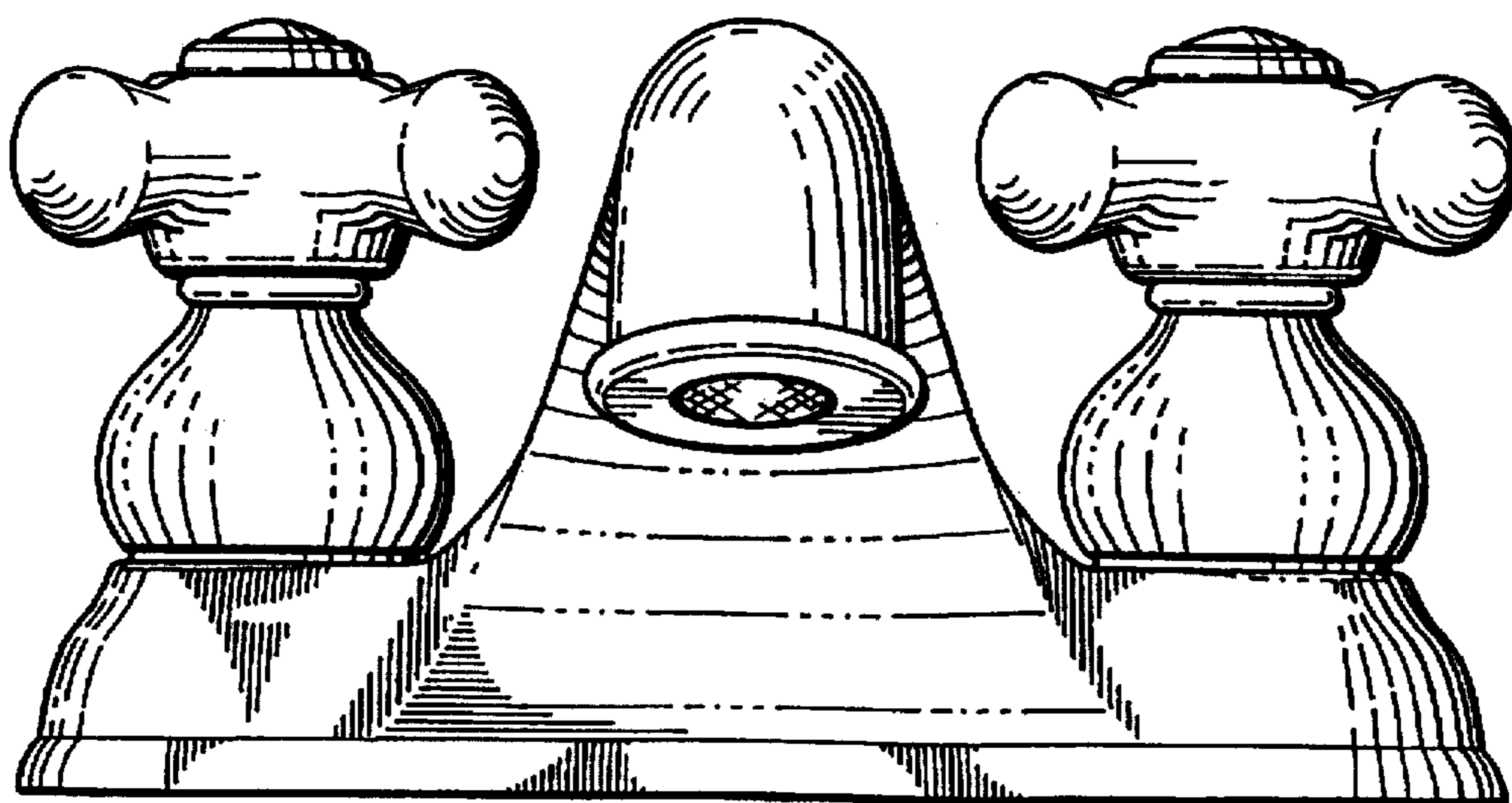


FIG. 2

FIG. 3

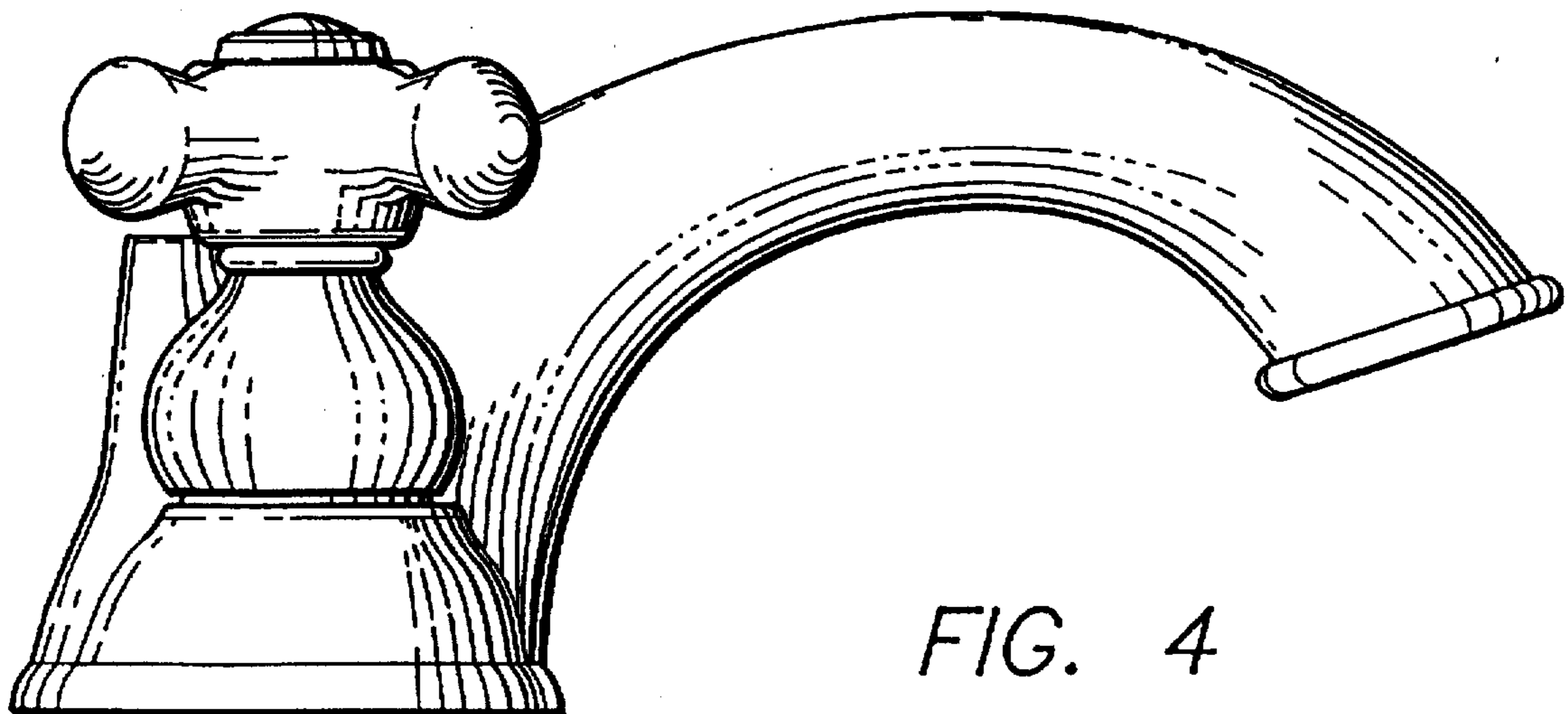
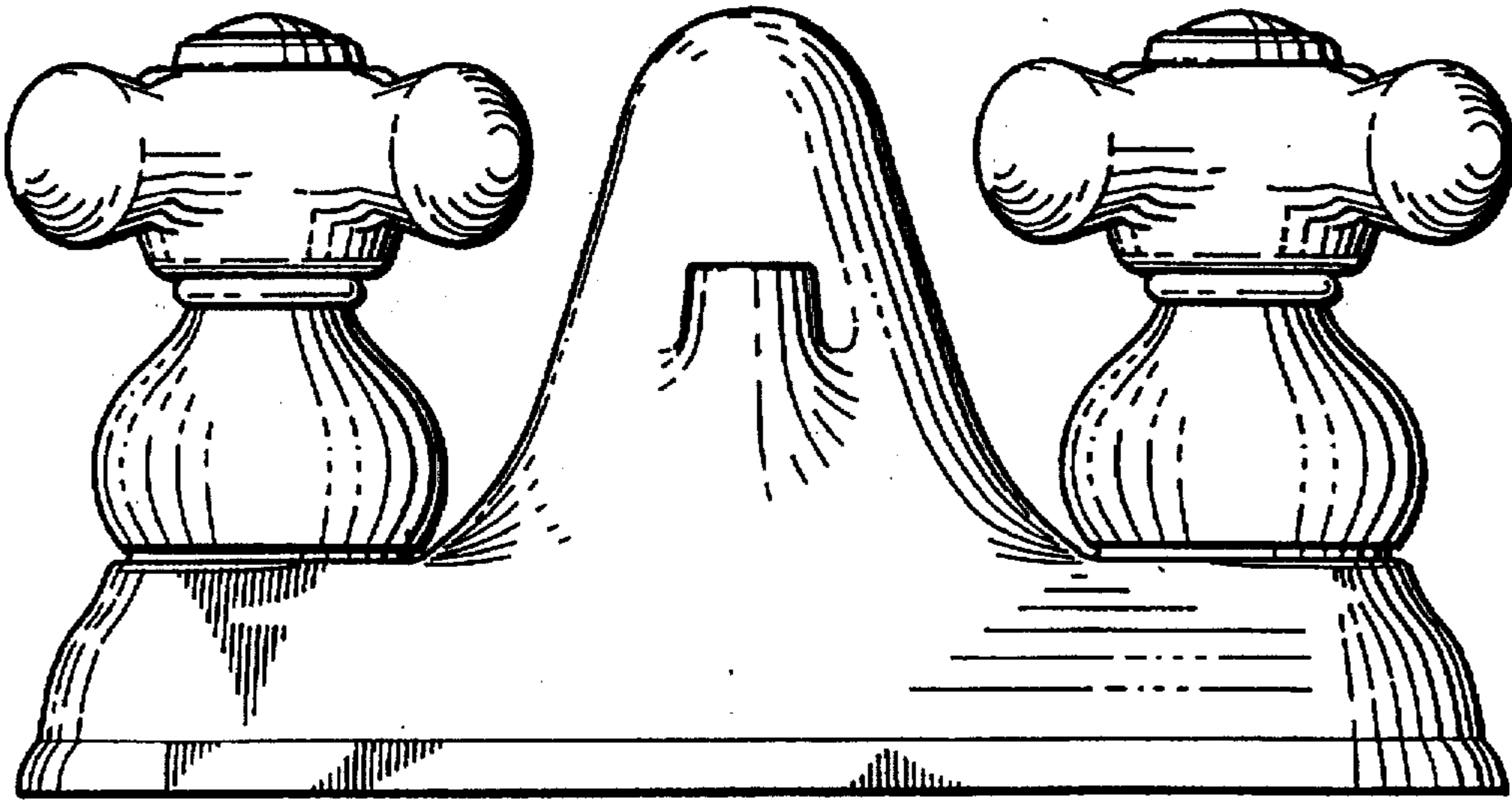


FIG. 4

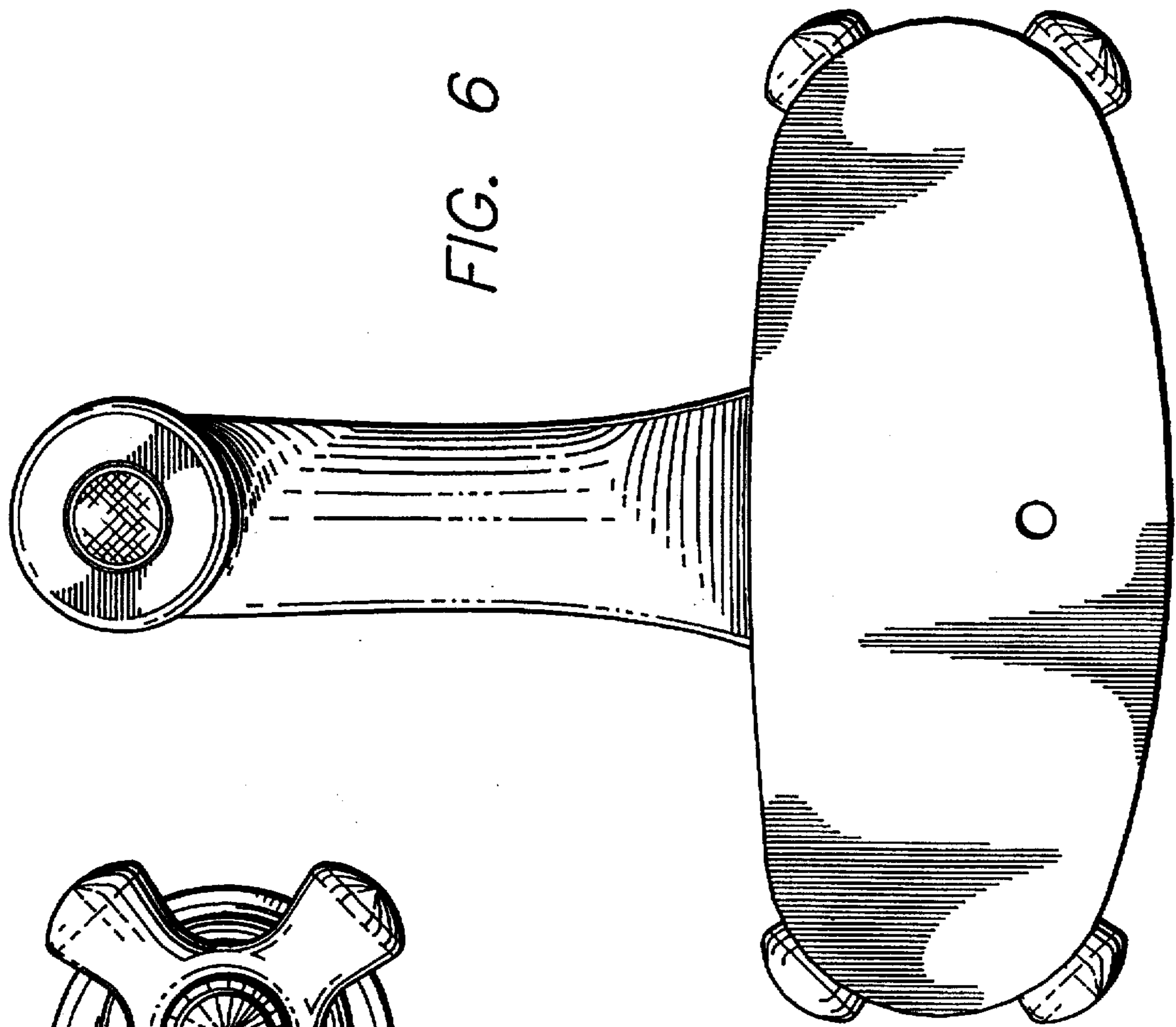


FIG. 6

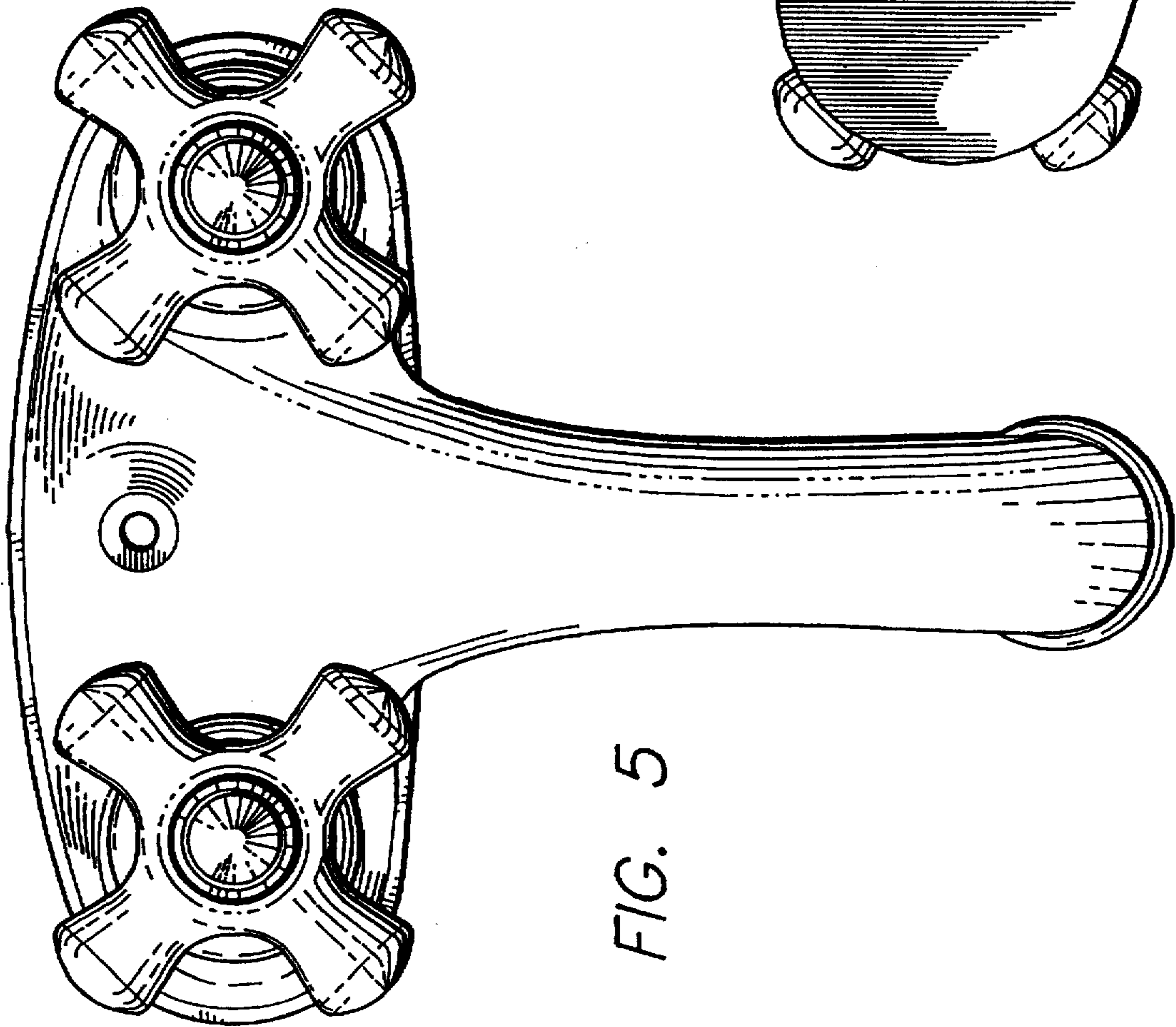


FIG. 5