



US00D384389S

United States Patent [19]
Cyktich

[11] **Patent Number: Des. 384,389**
[45] **Date of Patent: **Sep. 30, 1997**

[54] **ADJUSTABLE MUZZLE BRAKE**
[76] **Inventor: James M. Cyktich, P.O. Box 2471, Everett, Wash. 98203**
[**] **Term: 14 Years**
[21] **Appl. No.: 51,664**
[22] **Filed: Mar. 15, 1996**
[51] **LOC (6) Cl. 22-01**
[52] **U.S. Cl. D22/108**
[58] **Field of Search D22/108; 89/14.05, 89/14.3, 14.2, 14.4; 42/79, 97; 181/223**

2,442,899 6/1948 McAllister 42/79
2,447,205 8/1948 Powell 42/79
5,509,345 4/1996 Cyktech 89/14.05

Primary Examiner—Melody N. Brown
Attorney, Agent, or Firm—Delbert J. Barnard

[57] **CLAIM**

The ornamental design for an adjustable muzzle brake, as shown and described.

DESCRIPTION

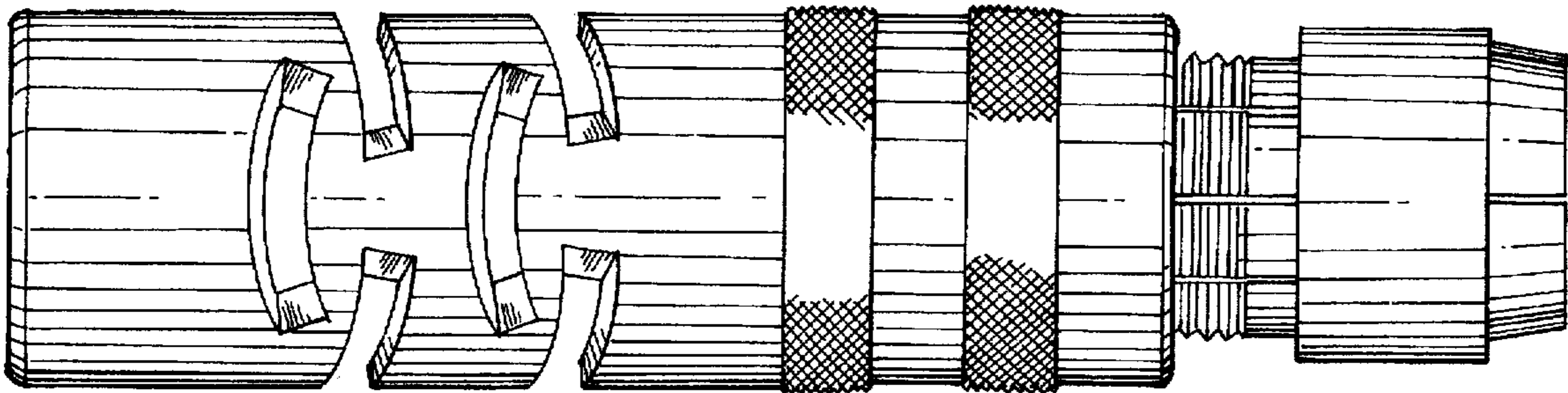
FIG. 1 is a perspective view from one side of the adjustable muzzle brake, with a portion of the attachable end shown; FIG. 2 is an opposite side perspective view with a portion of the front of the muzzle brake shown; FIG. 3 is a front view of the adjustable muzzle brake; FIG. 4 is a rear view of the attachable end of the muzzle brake; and, FIG. 5 is a side view of the adjustable muzzle brake of FIG. 1.

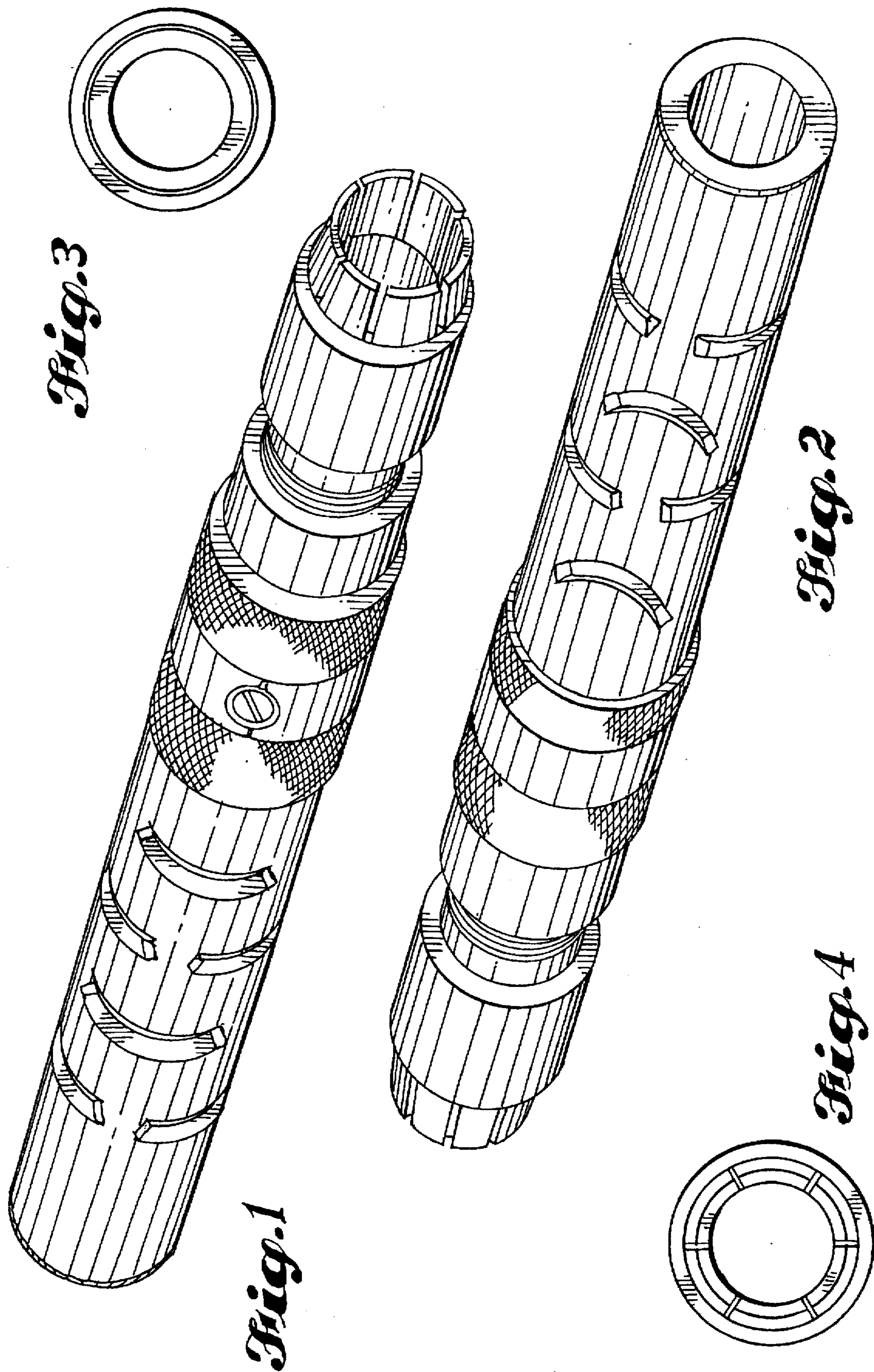
[56] **References Cited**

U.S. PATENT DOCUMENTS

D. 158,792 5/1950 Powell et al. D22/108
D. 280,655 9/1985 Cellini D22/108
D. 281,895 12/1985 McLaen D22/108
D. 361,819 8/1995 Serrao D12/108
D. 366,088 1/1996 Crawford D22/108
2,212,686 8/1940 Hughes 89/143

1 Claim, 2 Drawing Sheets





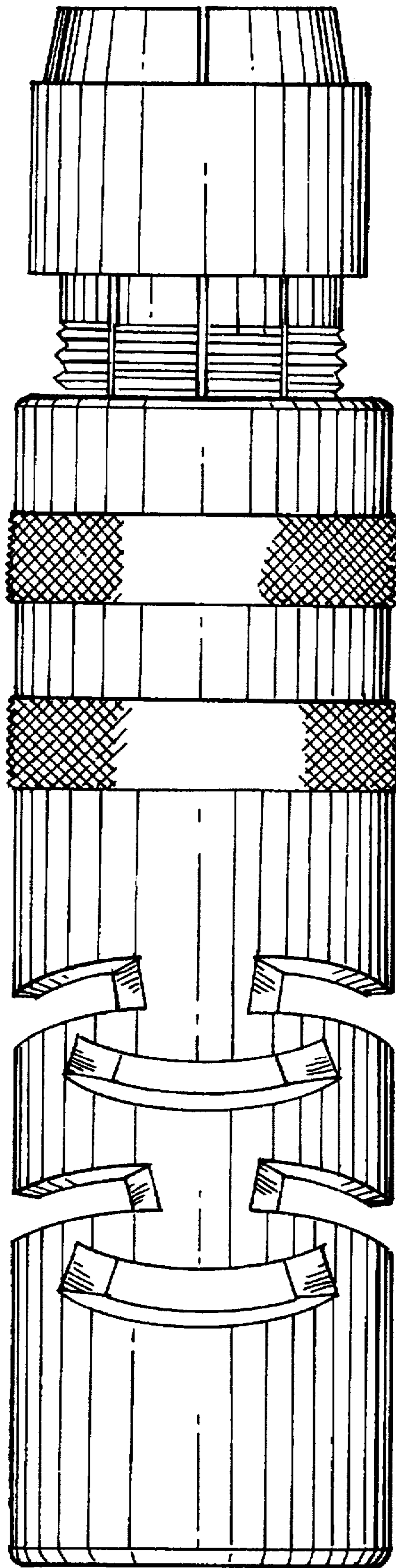


Fig. 5