

US00D384386S

**United States Patent** [19]  
**Eakins**

[11] **Patent Number: Des. 384,386**  
[45] **Date of Patent: \*\*Sep. 30, 1997**

[54] **GOLF TEE MARKER**

[76] **Inventor: William J. Eakins, P.O. Box 28689, El  
Jebel, Colo. 81628**

[\*\*] **Term: 14 Years**

[21] **Appl. No.: 50,350**

[22] **Filed: Feb. 15, 1996**

[51] **LOC (6) Cl. .... 21-02**

[52] **U.S. Cl. .... D21/234**

[58] **Field of Search .... D21/234, 208,  
D21/205; 473/285, 406, 387-403, 131,  
278, 386, 284, 408**

[56] **References Cited**

**U.S. PATENT DOCUMENTS**

- D. 194,040 11/1962 Schroeder ..... D21/234 X
- D. 286,942 12/1986 Saladino et al. .... D21/204 X
- D. 288,258 2/1987 Oden ..... D21/208 X

- D. 312,292 11/1990 Retacco et al. .... D21/234
- D. 319,170 8/1991 Franke ..... D21/208 X
- D. 321,235 10/1991 Weber ..... D21/234
- D. 367,907 3/1996 Sanstrom et al. .... D21/234
- 1,959,347 5/1934 Czichos ..... D21/234 X

*Primary Examiner*—Ted Shooman  
*Assistant Examiner*—Cheri Cohen  
*Attorney, Agent, or Firm*—Holland & Hart

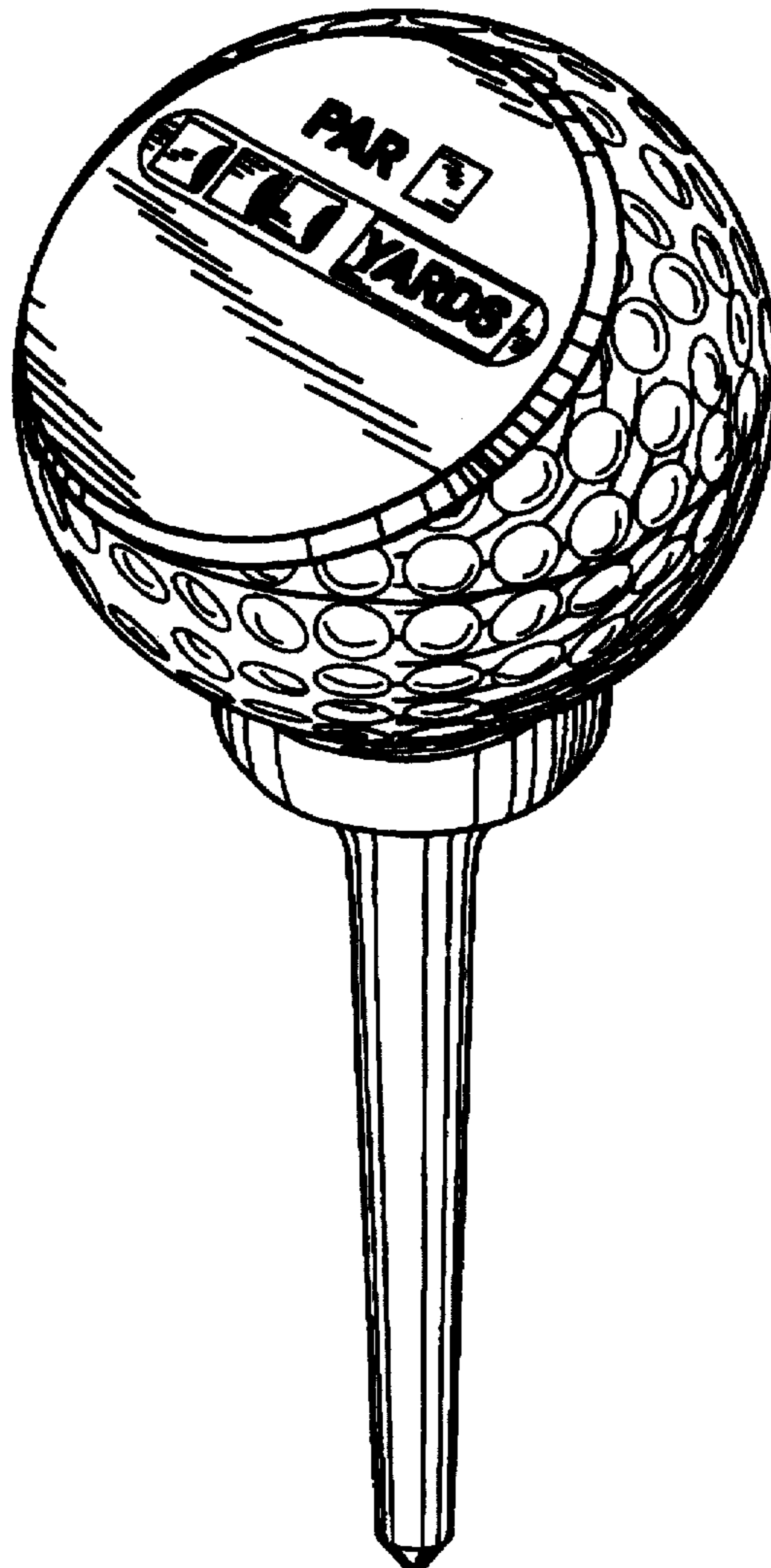
[57] **CLAIM**

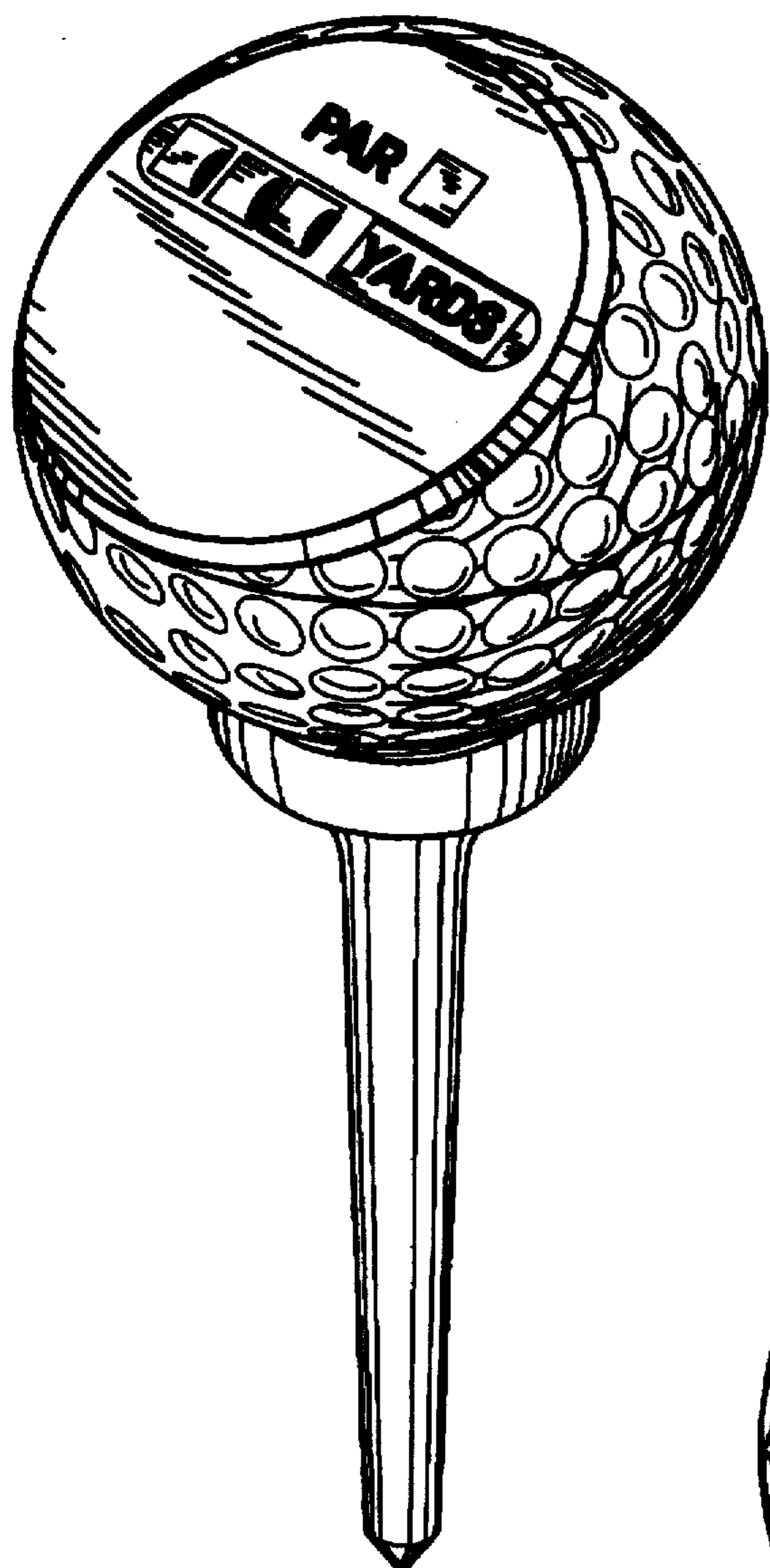
The ornamental design for a golf tee marker, as shown.

**DESCRIPTION**

FIG. 1 is an isometric view of the golf tee marker;  
FIG. 2 is a top plan view thereof;  
FIG. 3 is a front elevation thereof;  
FIG. 4 is a left side elevation thereof;  
FIG. 5 is a rear elevation thereof; and,  
FIG. 6 is a bottom plan view thereof.

**1 Claim, 3 Drawing Sheets**







**Fig. 1**




**Fig. 2**



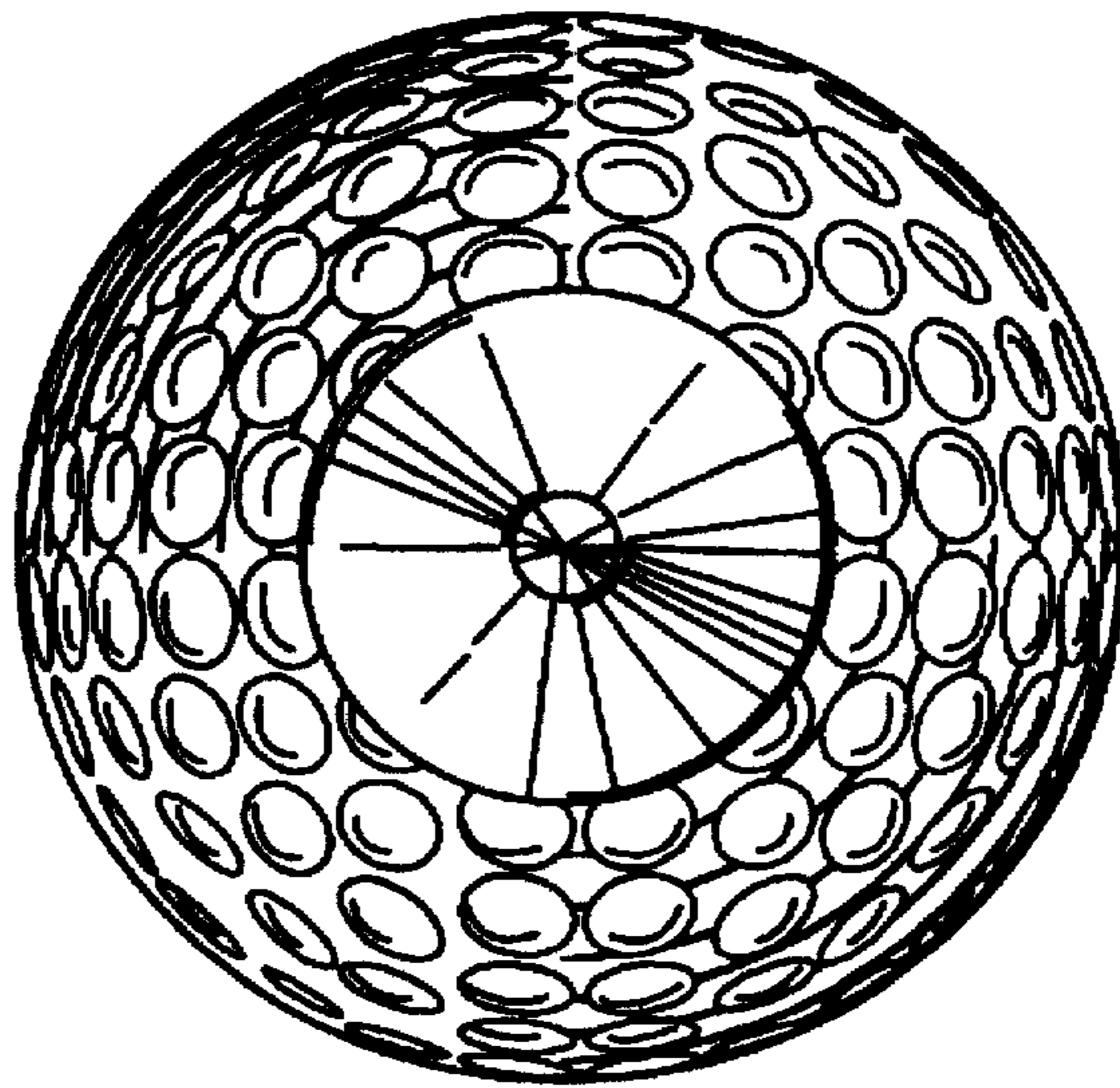
**Fig. 3**



**Fig. 4**



**Fig . 5**



**Fig . 6**