



US00D384385S

United States Patent [19]

Farage

[11] Patent Number: **Des. 384,385**

[45] Date of Patent: ****Sep. 30, 1997**

[54] **GOLF BALL PUTTING AID**

[76] Inventor: **Matthew James Farage**, Box 9617,
Wyoming, Mich. 49509

[**] Term: **14 Years**

[21] Appl. No.: **34,573**

[22] Filed: **Mar. 21, 1995**

[51] LOC (6) Cl. **21-02**

[52] U.S. Cl. **D21/234**

[58] Field of Search **D21/234; 273/187.6,**
273/191 R, 191 A, 192, 187 R; D10/71;
33/384-393, 492; D25/123, 119, 126, 120-122,
164, 136; 52/716.1, 716.3, 716.5, 716.8,
717.01, 717.03, 718.04

[56] **References Cited**

U.S. PATENT DOCUMENTS

D. 169,226	3/1953	Sandberg	D10/71
D. 199,127	9/1964	Nelson	D21/234
D. 293,086	12/1987	LeMarie	D10/71
D. 354,107	1/1995	Kueng et al.	D21/234
1,545,648	7/1925	Fletcher	D21/234 X
1,595,422	8/1926	Rose	D10/71 X
2,866,645	12/1958	Cayot	273/192 X
3,332,688	7/1967	Gevertz	273/192 X

3,831,949	8/1974	Henning	.	
4,133,535	1/1979	Marsh	.	
4,437,669	3/1984	Pelz	.	
4,805,912	2/1989	Hickman	273/192 X
5,072,943	12/1991	Sindelar	.	
5,429,368	7/1995	Adams	273/192
5,437,458	8/1995	Springer	273/192

Primary Examiner—Ted Shooman

Assistant Examiner—Cheri Cohen

[57] CLAIM

The ornamental design for the golf ball putting aid, as shown and described to be an original design as my own.

DESCRIPTION

FIG. 1 is a top plan view of a golf ball putting aid showing my new design;

FIG. 2 is a bottom plan view thereof;


FIG. 3 is a side elevation view thereof, the opposite side being a mirror image;

FIG. 4 is a front elevation view thereof, the opposite side being identical; and,

FIG. 5 is a top plan view thereof.

The broken line showing of the golf ball in FIG. 5 is for illustrative purposes only and forms no part of the claimed design.

1 Claim, 2 Drawing Sheets






fig. 1




fig. 2



fig. 3

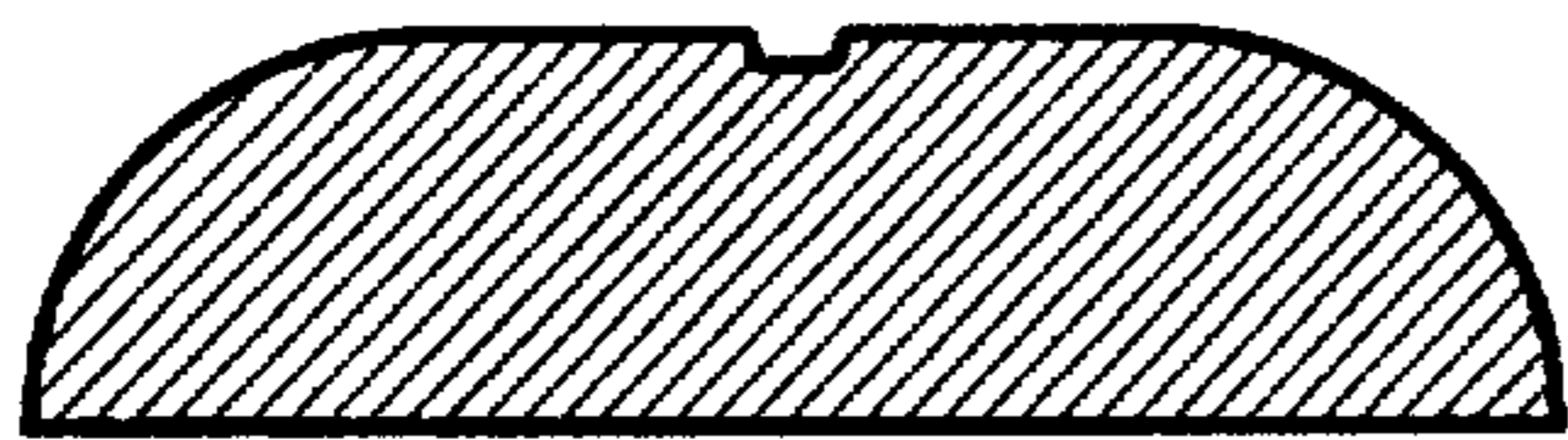


fig.4

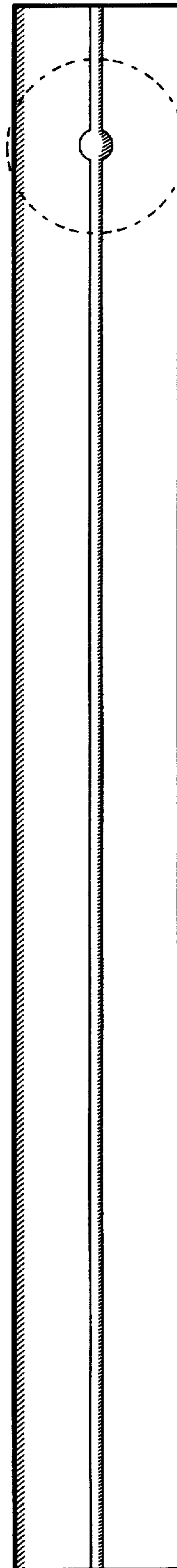


fig. 5