



US00D384378S

**United States Patent** [19]

[11] **Patent Number:** **Des. 384,378**

**Sigler**

[45] **Date of Patent:** **\*\*Sep. 30, 1997**

[54] **PUNCHING BAG**

5,280,905	1/1994	Micco	482/90
5,281,191	1/1994	DeSousa	482/83
5,385,523	1/1995	Forrest	482/83

[76] **Inventor:** **Rita M. Sigler**, 623 Leith Ave.,  
Waukegan, Ill. 60085

*Primary Examiner*—Philip S. Hyder  
*Attorney, Agent, or Firm*—Kajane McManus

[\*\*] **Term:** **14 Years**

[57] **CLAIM**

[21] **Appl. No.:** **49,122**

The ornamental design for a punching bag, as shown and described.

[22] **Filed:** **Jan. 18, 1996**

**DESCRIPTION**

[51] **LOC (6) Cl.** ..... **21-02**

[52] **U.S. Cl.** ..... **D21/191**

[58] **Field of Search** ..... D21/191, 198,  
D21/103, 168, 171; 482/83, 84, 85, 86,  
87, 88, 89, 90; 446/226

FIG. 1 is a perspective view of the punching bag showing my design;

FIG. 2 is a left side view thereof; and

FIG. 3 is a right side view thereof; and

FIG. 4 is a top plan view thereof; and

FIG. 5 is a bottom plan view thereof; and

FIG. 6 is a front view thereof; and,

FIG. 7 is a rear side view thereof.

[56] **References Cited**

**U.S. PATENT DOCUMENTS**

D. 311,562	10/1990	Wolfe	D21/168
3,421,759	1/1969	Chambers	482/89
4,268,030	5/1981	Richards	482/86

**1 Claim, 2 Drawing Sheets**




FIG. 1




FIG. 3

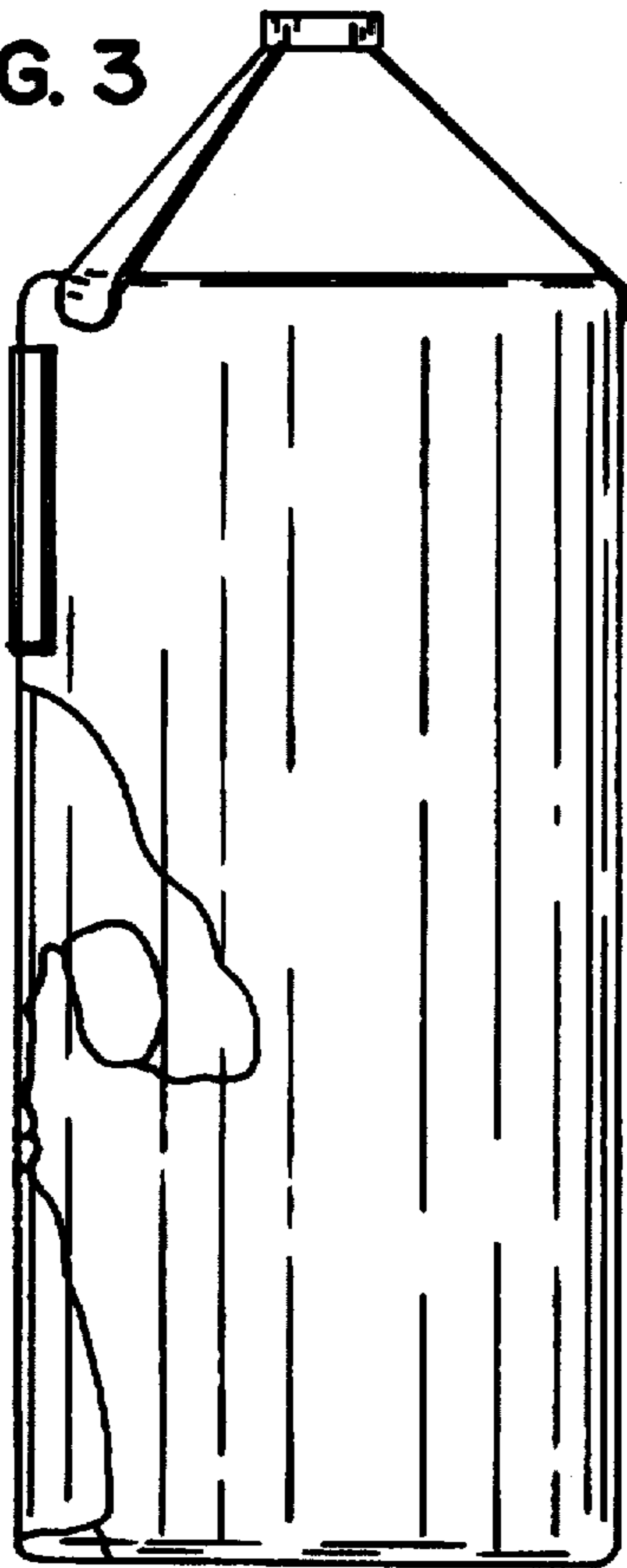

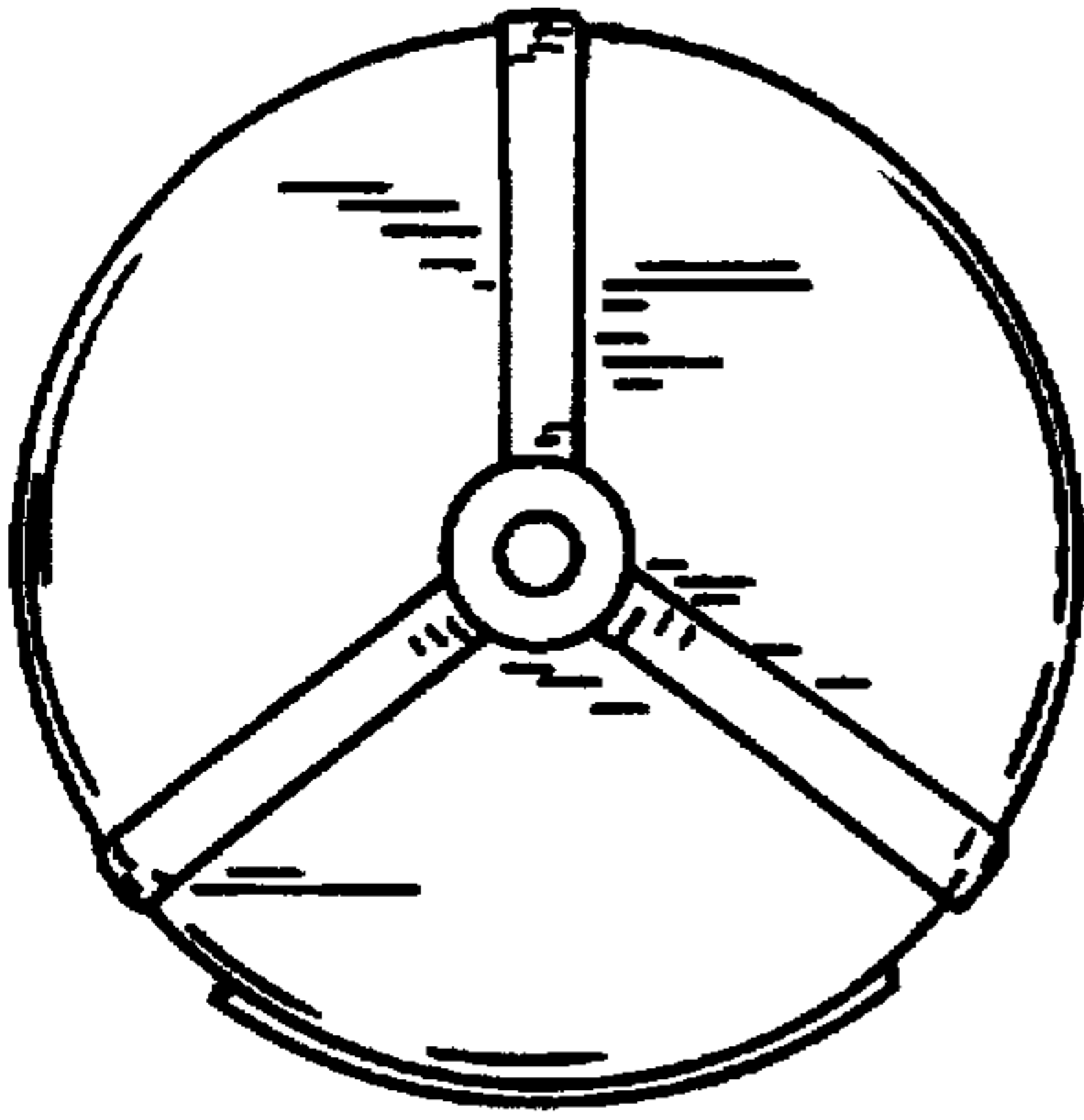


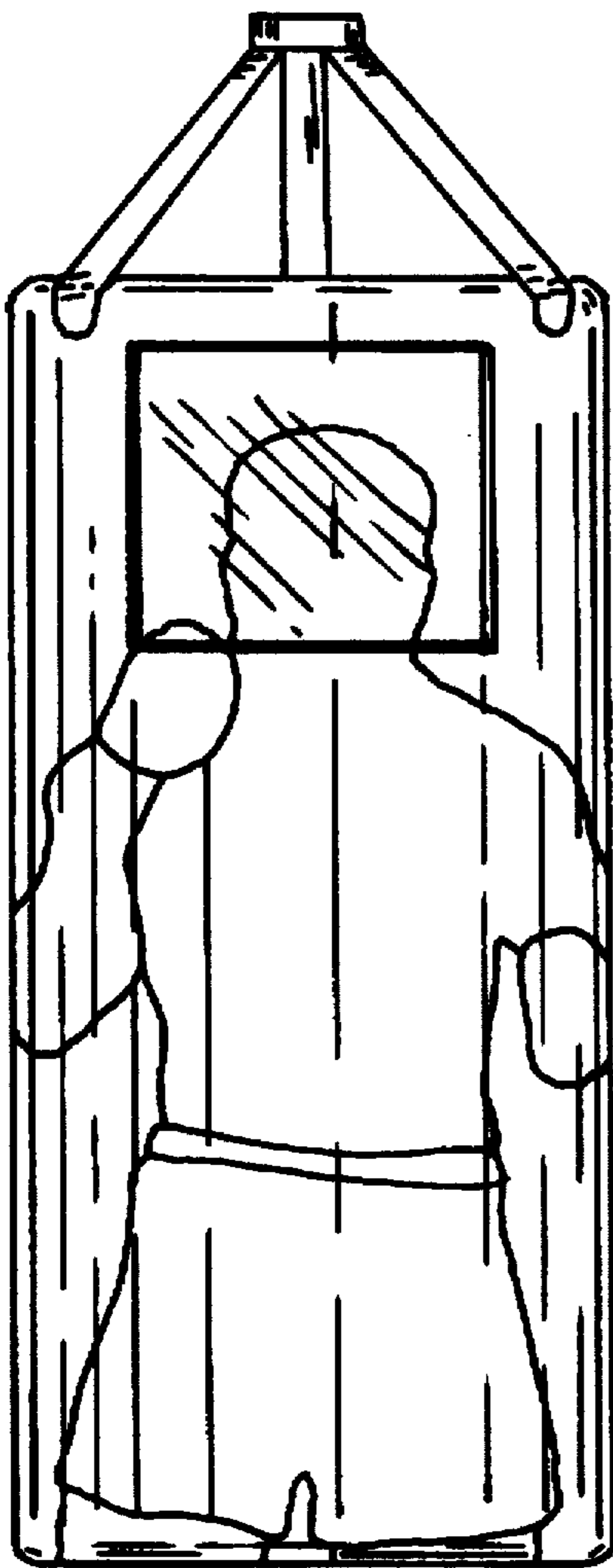
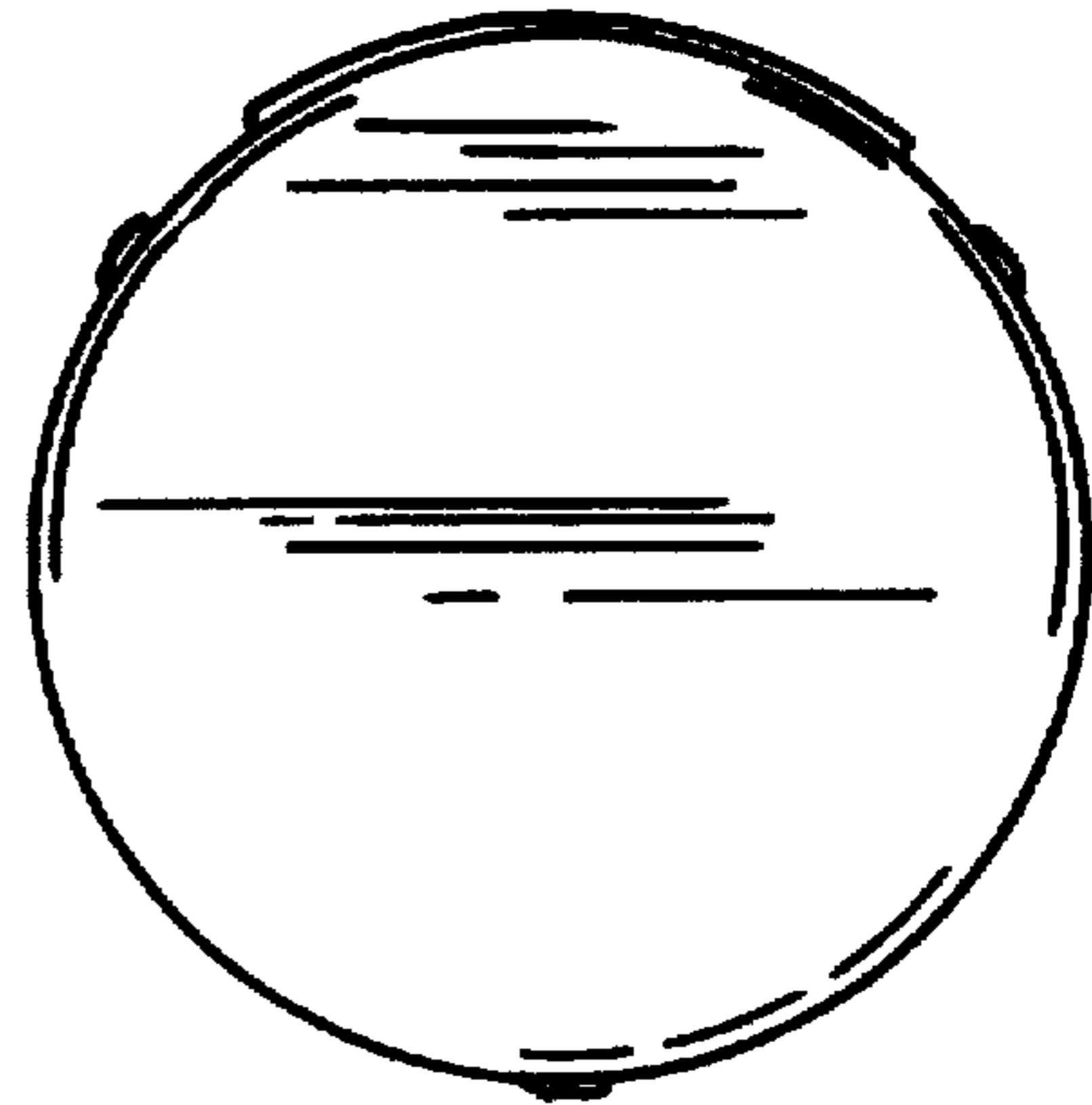
FIG. 2




**FIG. 4**



**FIG. 5**



**FIG. 6**



**FIG. 7**