



US00D384375S

United States Patent [19]

Marguerie

[11] Patent Number: **Des. 384,375**

[45] Date of Patent: ****Sep. 30, 1997**

[54] **COMBINED TELESCOPIC HOLDER FOR NOTE PAD AND A WRITING INSTRUMENT**

[75] Inventor: **Patrick Marguerie**, Annecy le Vieux, France

[73] Assignee: **IMPEX, S.**, Les Abrets, France

[**] Term: **14 Years**

[21] Appl. No.: **37,373**

[22] Filed: **Apr. 11, 1995**

[30] **Foreign Application Priority Data**

Oct. 12, 1994 [XH] Hague Agreement DM/030 958

[51] **LOC (6) Cl.** **19-06**

[52] **U.S. Cl.** **D19/78; D19/36; D19/90**

[58] **Field of Search** D19/26, 36, 78, D19/75, 76, 81-85, 86, 88, 90, 92, 99, 100; 211/69.1-69.9; 206/214, 215, 555, 371, 879; 40/371-381, 388

[56] **References Cited**

U.S. PATENT DOCUMENTS

D. 319,262 8/1991 Brinker et al. D19/78 X

- D. 328,610 8/1992 Walker D19/26
- D. 333,843 3/1993 Hartmann et al. D19/78
- D. 337,616 7/1993 Stahel et al. D19/90 X
- D. 338,497 8/1993 Stahel et al. D19/90 X
- D. 360,894 8/1995 Volk et al. D19/36

Primary Examiner—Martie Thompson
Attorney, Agent, or Firm—Kokjer, Kircher, Bowman & Johnson


[57] **CLAIM**

The ornamental design for a combined telescopic holder for note pad and a writing instrument, as shown and described.

DESCRIPTION

FIG. 1 is a top, front and side perspective view of a telescopic note pad holder showing my new design; FIG. 2 is a side elevational view thereof; FIG. 3 is a front elevational view thereof; FIG. 4 is a rear elevational view thereof; FIG. 5 is a top plan view thereof; FIG. 6 is a bottom plan view thereof; and, FIG. 7 is a top, front and side perspective thereof, the note pad holder being in an unfolded position.

1 Claim, 4 Drawing Sheets






Fig. 1.




Fig. 2.




Fig. 3.




Fig. 4.




Fig. 5.




Fig. 6.




Fig. 7.