



US00D384368S

United States Patent [19]

[11] Patent Number: **Des. 384,368**

Agata et al.

[45] Date of Patent: ****Sep. 30, 1997**

[54] **TONER BOTTLE FOR COPYING MACHINE**

D. 332,280 1/1993 Yoshida et al. D18/40 X
D. 351,187 10/1994 Suga D18/43
D. 356,814 3/1995 Suzuki et al. D18/43

[75] Inventors: **Nobuyuki Agata, Soka; Kyota Miyazaki, Yokohama, both of Japan**

Primary Examiner—James Gandy
Assistant Examiner—Caron D. Veynar
Attorney, Agent, or Firm—Fitzpatrick, Cella, Harper & Scinto

[73] Assignee: **Canon Kabushiki Kaisha, Tokyo, Japan**

[**] Term: **14 Years**

[57] CLAIM

[21] Appl. No.: **53,918**

The ornamental design for a toner bottle for copying machine, as shown and described.

[22] Filed: **May 2, 1996**

[30] Foreign Application Priority Data

DESCRIPTION

Nov. 8, 1995 [JP] Japan 7-33641

FIG. 1 is a front view of a toner bottle for copying machine showing our new design;

[51] LOC (6) Cl. **16-03**

FIG. 2 is a rear view thereof;

[52] U.S. Cl. **D18/43**

FIG. 3 is a top plan view thereof;

[58] Field of Search D18/36, 40, 43;
D9/541, 559, 570; 222/DIG. 1; 355/206,
208, 245, 260, 298

FIG. 4 is a bottom plan view thereof;

FIG. 5 is a left side view thereof;

FIG. 6 is a right side view thereof; and,

FIG. 7 is a perspective view thereof.

[56] References Cited

U.S. PATENT DOCUMENTS

D. 310,683 9/1990 Aoyama D18/43

1 Claim, 3 Drawing Sheets




FIG. 1




FIG. 2

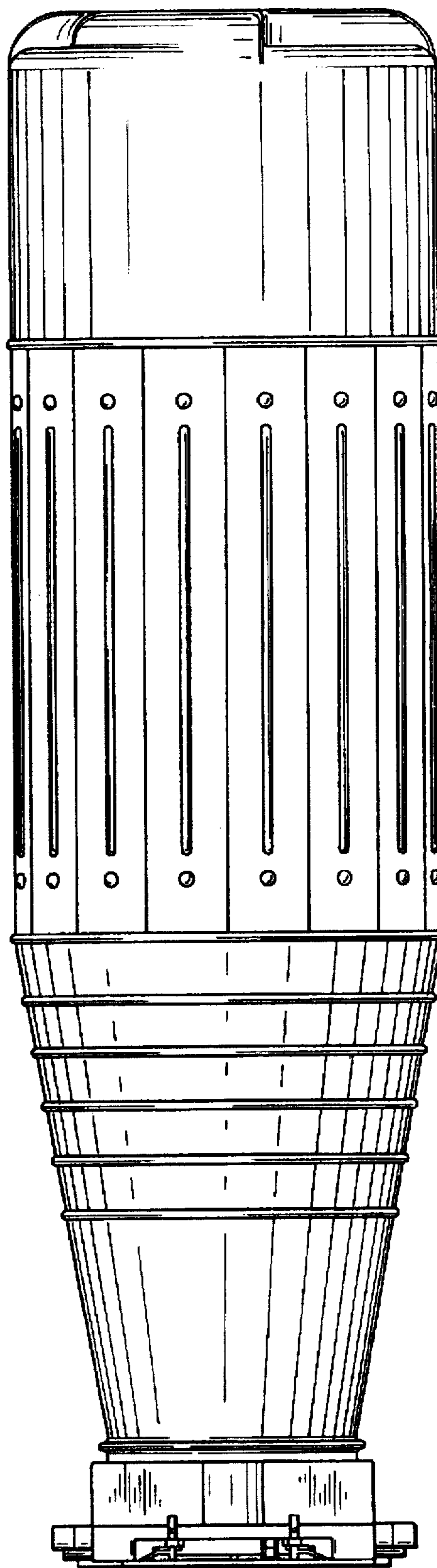


FIG. 3

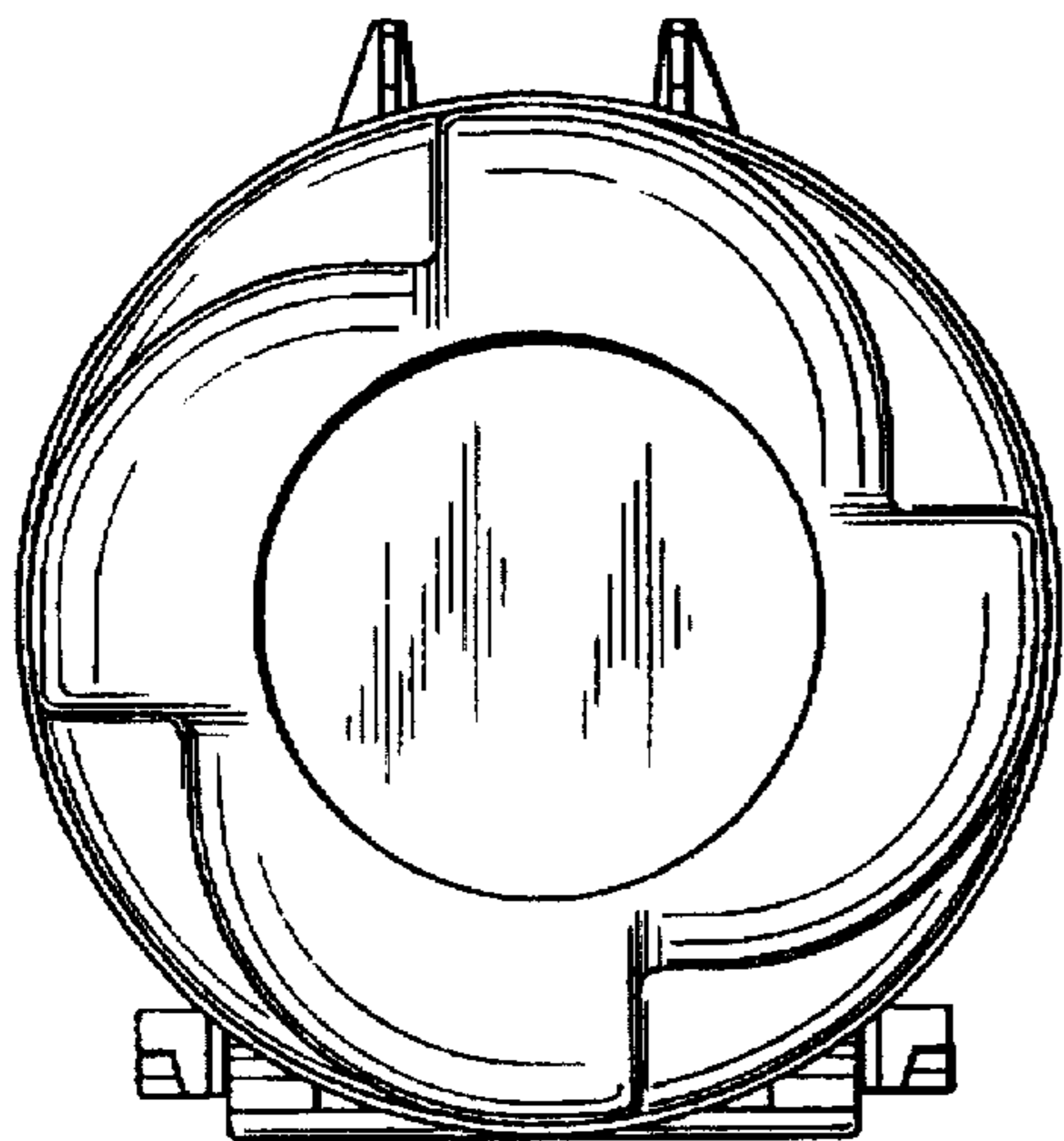


FIG. 5

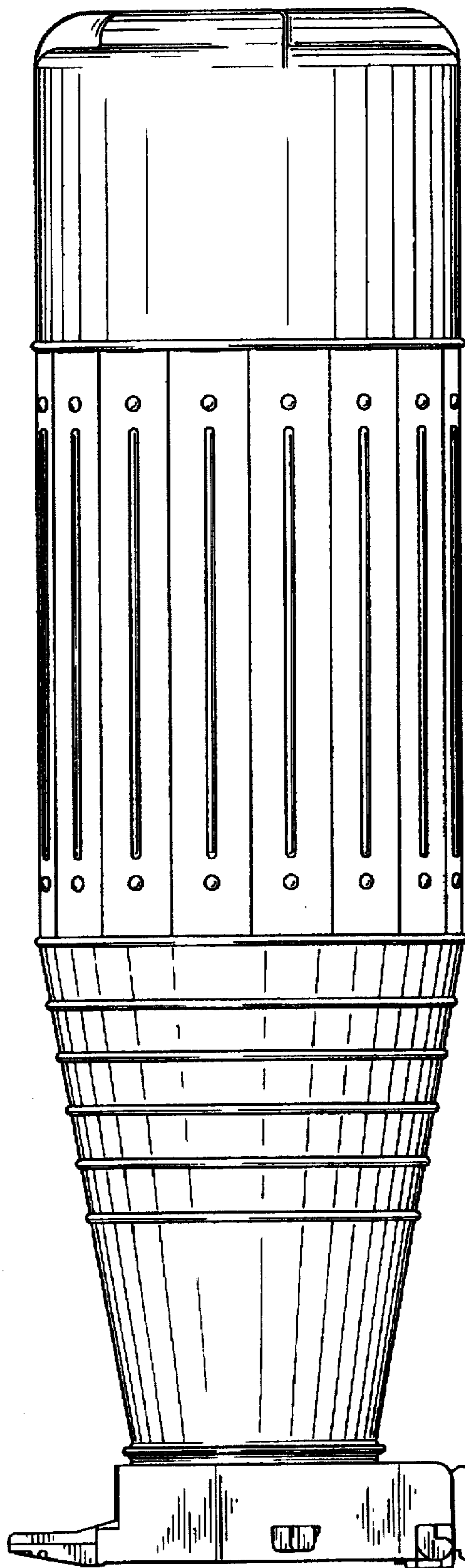


FIG. 4

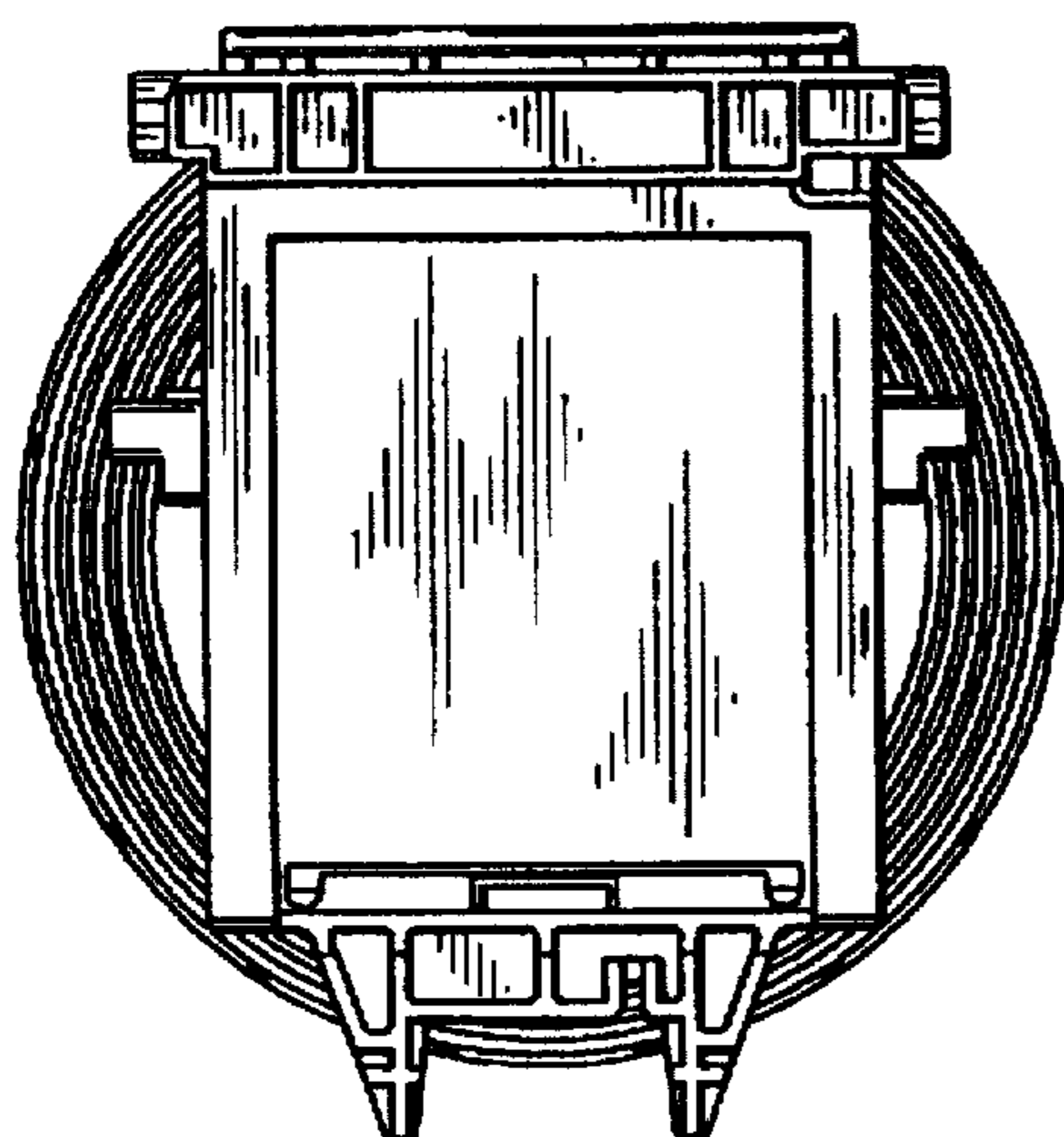


FIG. 6

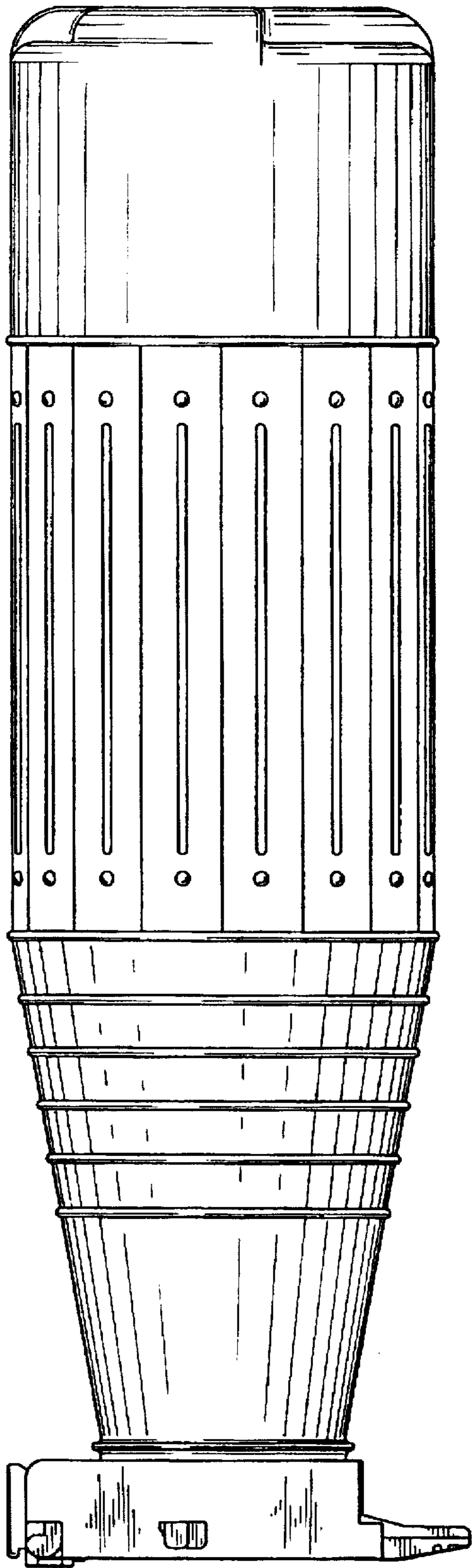


FIG. 7

