



US00D384367S

**United States Patent** [19]  
**Jung**

[11] **Patent Number: Des. 384,367**  
[45] **Date of Patent: \*\*Sep. 30, 1997**

[54] **CASH REGISTER**

[75] **Inventor: Byung Shick Jung, Seoul, Rep. of Korea**

[73] **Assignee: Samsung Electronics, Co. Ltd., Kyunggi-do, Rep. of Korea**

[\*] **Notice: The portion of the term of this patent subsequent to Oct. 15, 2010, has been disclaimed.**

[\*\*] **Term: 14 Years**

[21] **Appl. No.: 45,227**

[22] **Filed: Oct. 13, 1995**

[30] **Foreign Application Priority Data**

Apr. 14, 1995 [KR] Rep. of Korea ..... 1995-6912  
[51] **LOC (6) Cl. .... 18-01**  
[52] **U.S. Cl. .... D18/4; D14/105**  
[58] **Field of Search .... D18/1, 2, 4, 6, D18/7, 11; D14/100, 105, 106, 113; 235/1 D, 1 E, 2, 4, 7 R, 10, 145, 375, 379, 380, 419; 364/404, 405**

[56] **References Cited**

**U.S. PATENT DOCUMENTS**

D. 228,915	10/1973	Ishii .....	D18/7
D. 319,251	8/1991	Ishida et al. ....	D18/4
D. 330,908	11/1992	Kawaishi et al. ....	D18/4
D. 335,381	5/1993	Miyake et al. ....	D18/4 X
D. 353,613	12/1994	Miyake et al. ....	D18/7 X
D. 354,976	1/1995	Miyake et al. ....	D18/4
D. 354,977	1/1995	Miyake .....	D18/4

*Primary Examiner*—Caron D. Veynar  
*Attorney, Agent, or Firm*—Helfgott & Karas, P.C.

[57] **CLAIM**

The ornamental design for a cash register, as shown.

**DESCRIPTION**

FIG. 1 is a perspective view of a cash register showing my new design;  
FIG. 2 is a front view thereof;  
FIG. 3 is a back view thereof;  
FIG. 4 is a left side view thereof;  
FIG. 5 is a right side view thereof;  
FIG. 6 is a top view thereof; and,  
FIG. 7 is a bottom view thereof.

**1 Claim, 5 Drawing Sheets**




FIG. 1

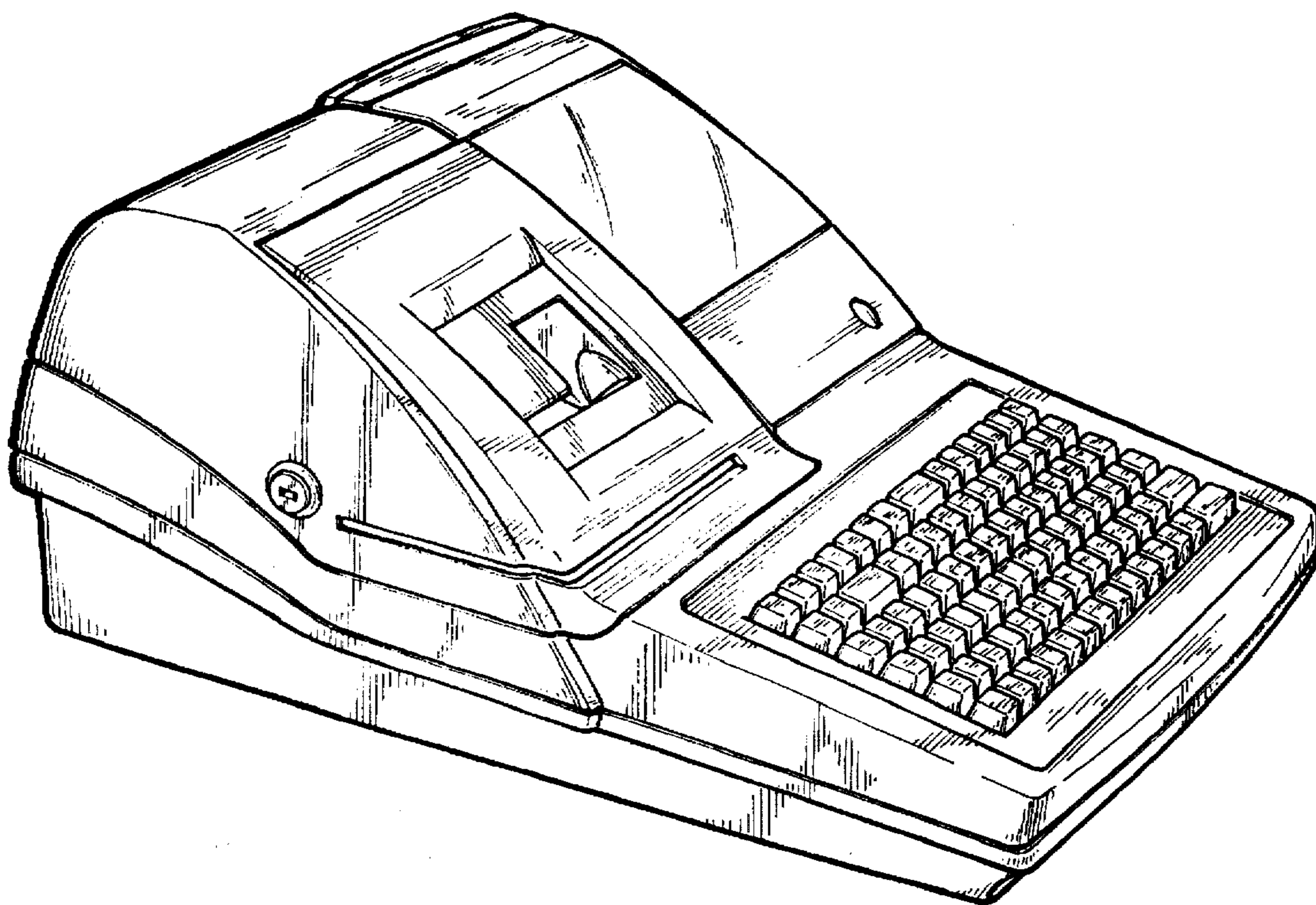


FIG. 2

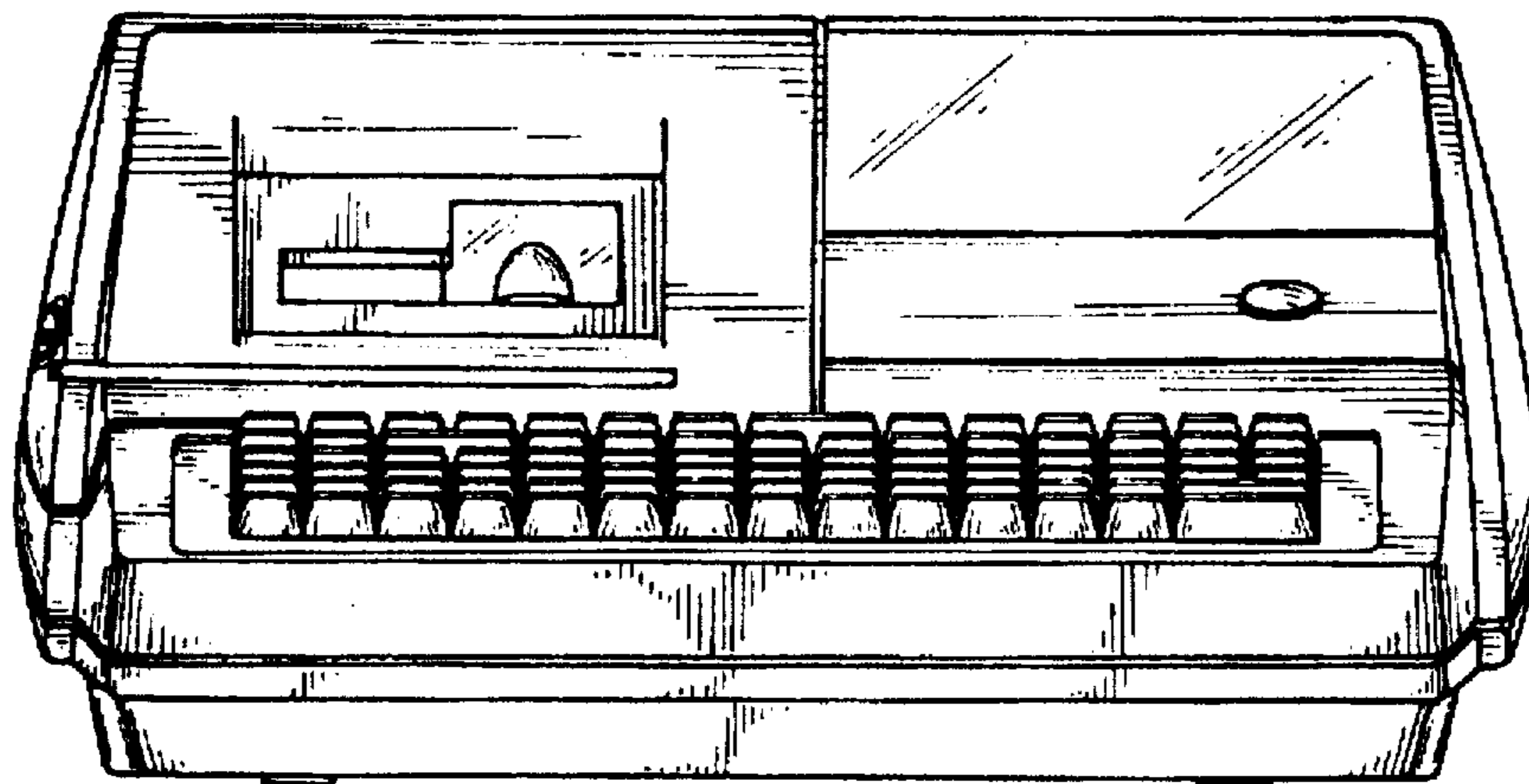


FIG. 3

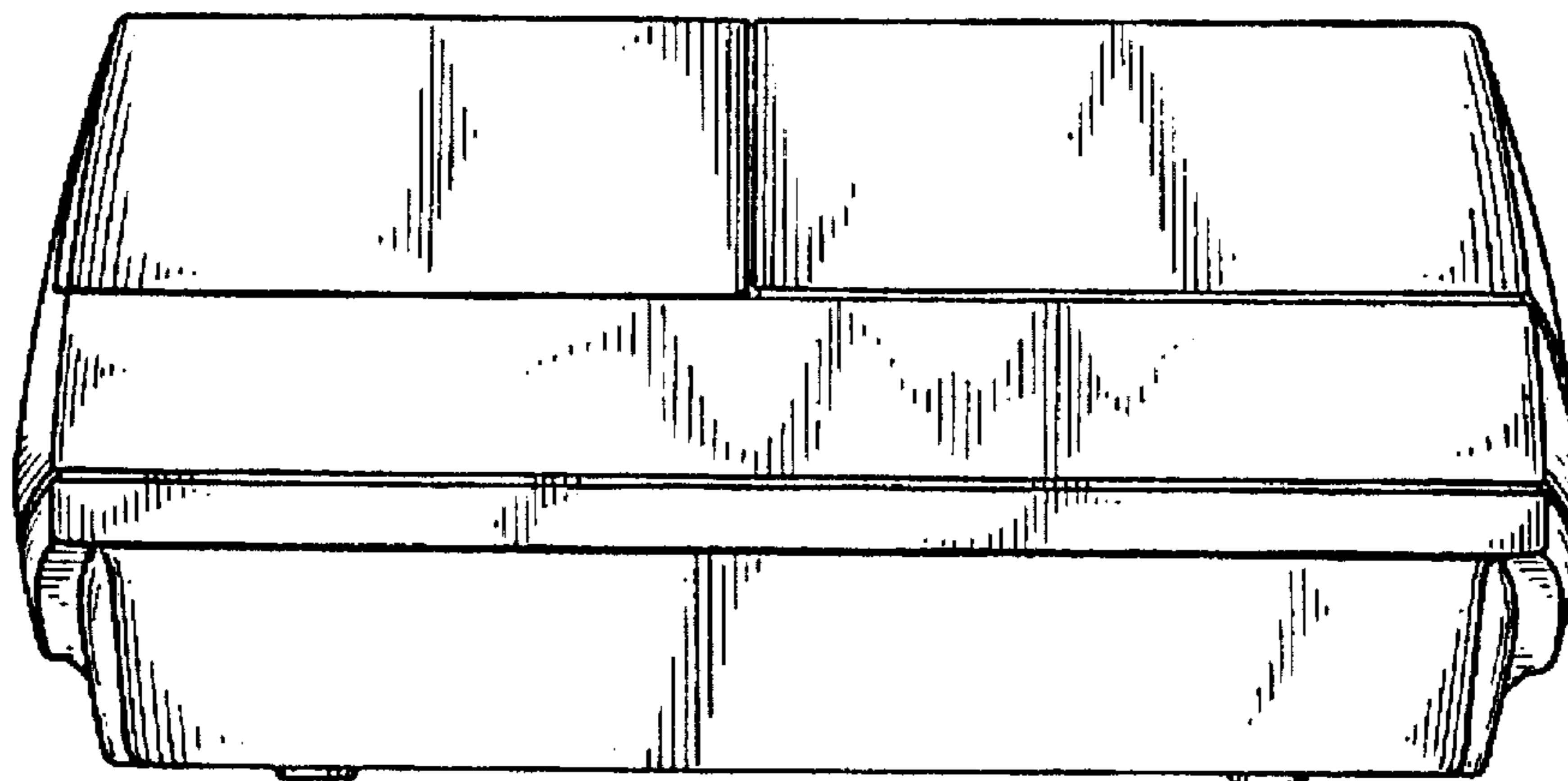


FIG. 4

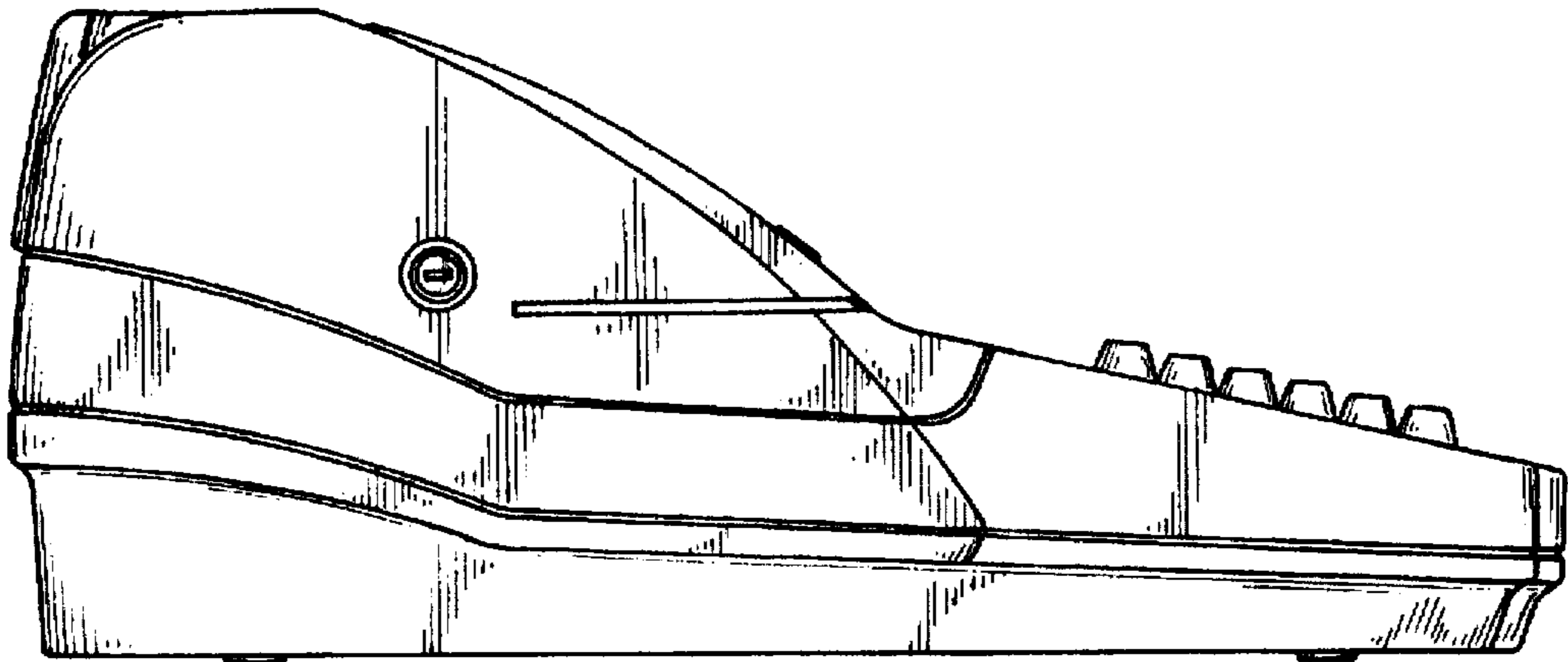
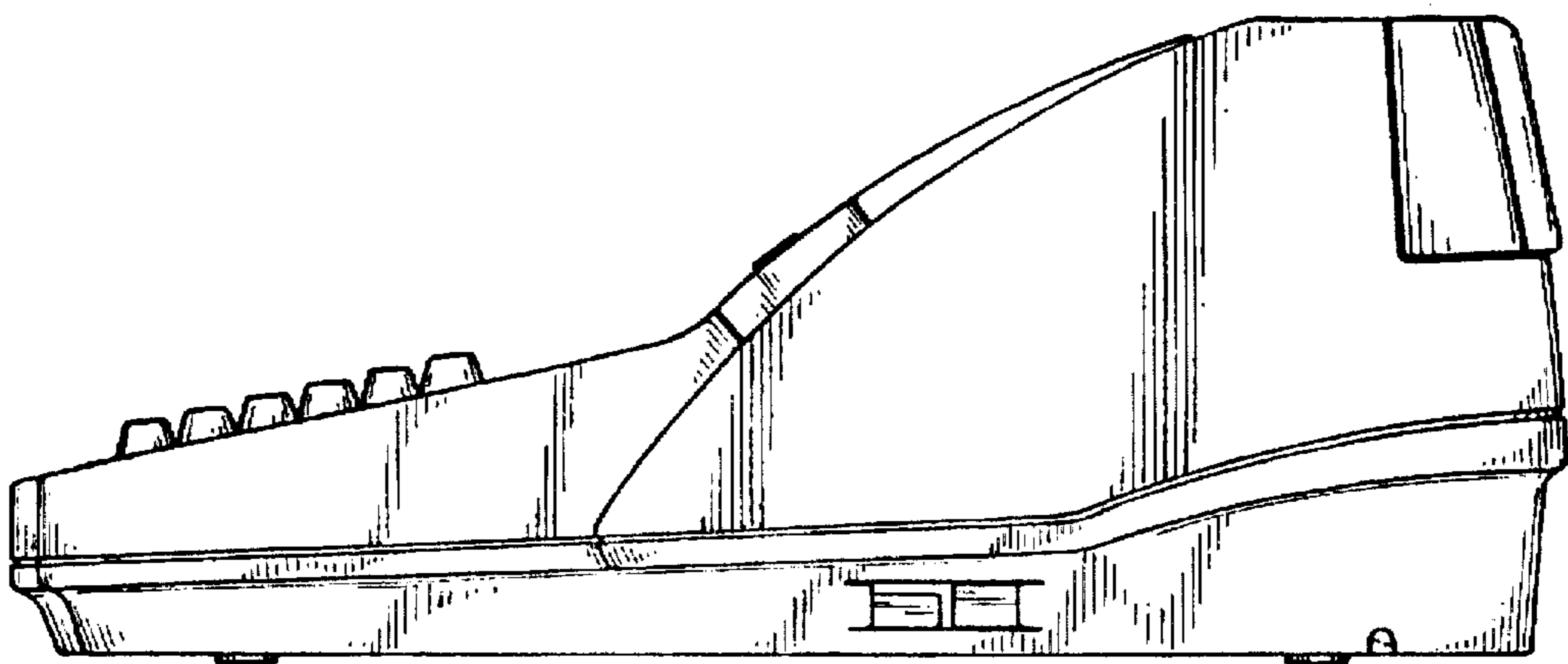


FIG. 5



# FIG. 6




FIG. 7

