



US00D384345S

**United States Patent** [19]  
**Lindeman et al.**

[11] **Patent Number: Des. 384,345**  
[45] **Date of Patent: \*\*Sep. 30, 1997**

[54] **PORTABLE RADIO**

D. 356,790 3/1995 Davison et al. .... D14/137

[75] Inventors: **Phillip E. Lindeman**, Gurnee, Ill.;  
**Julio C. Castaneda**, Coral Springs,  
Fla.; **Joseph R. Rauch**, Cary, Ill.

*Primary Examiner*—Ted Shooman  
*Assistant Examiner*—Richelle Shelton  
*Attorney, Agent, or Firm*—James A. Coffing; Frank M.  
Scutch, III

[73] Assignee: **Motorola, Inc.**, Schaumburg, Ill.

[57] **CLAIM**

[\*\*] Term: **14 Years**

The ornamental design for a portable radio, as shown and described.

[21] Appl. No.: **25,961**

**DESCRIPTION**

[22] Filed: **Jul. 18, 1994**

[51] **LOC (6) Cl.** ..... **14-03**

[52] **U.S. Cl.** ..... **D14/137**

[58] **Field of Search** ..... D14/124, 137,  
D14/138, 155, 159, 188, 192-198, 251,  
299; 455/73, 89, 90, 100, 128, 347

FIG. 1 is a top, front and right side perspective view of a portable radio showing our new design; FIG. 2 is a left side elevation thereof; FIG. 3 is a rear elevation view thereof; and, FIG. 4 is a bottom plan view thereof; and, FIG. 5 is a top plan view thereof.

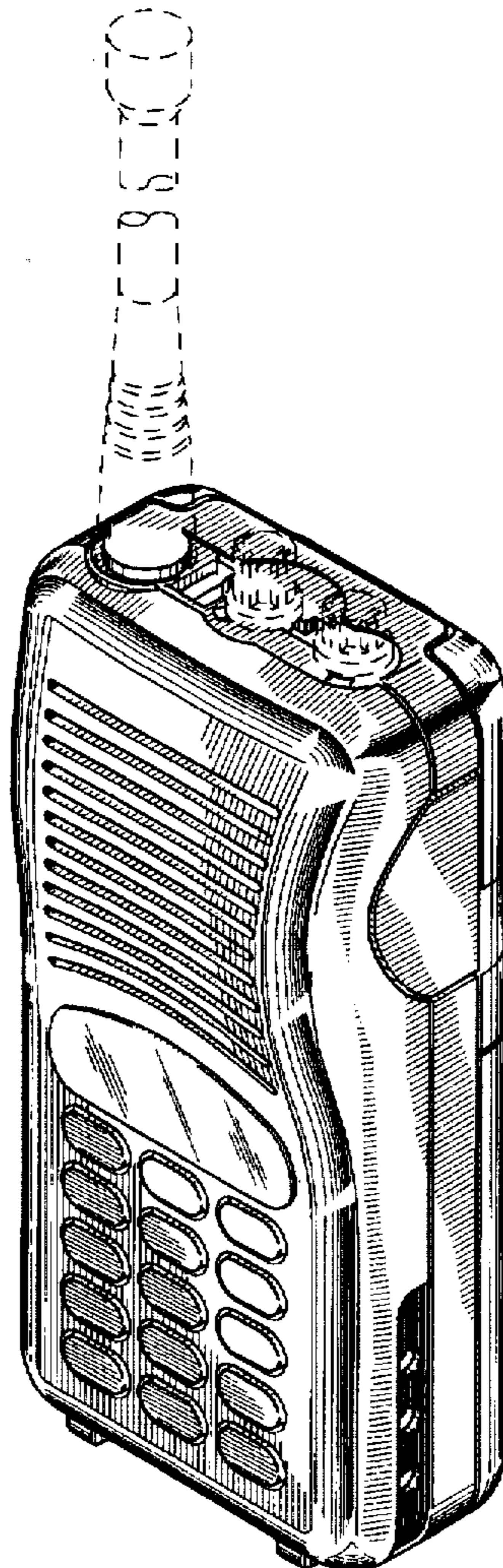
The broken lines immediately adjacent the shaded portions of the design depict the boundaries of our design and form no part thereof. Further, the broken line showing of the upper portion of the portable radio is for illustrative purposes only and, again forms no part of our claimed design.

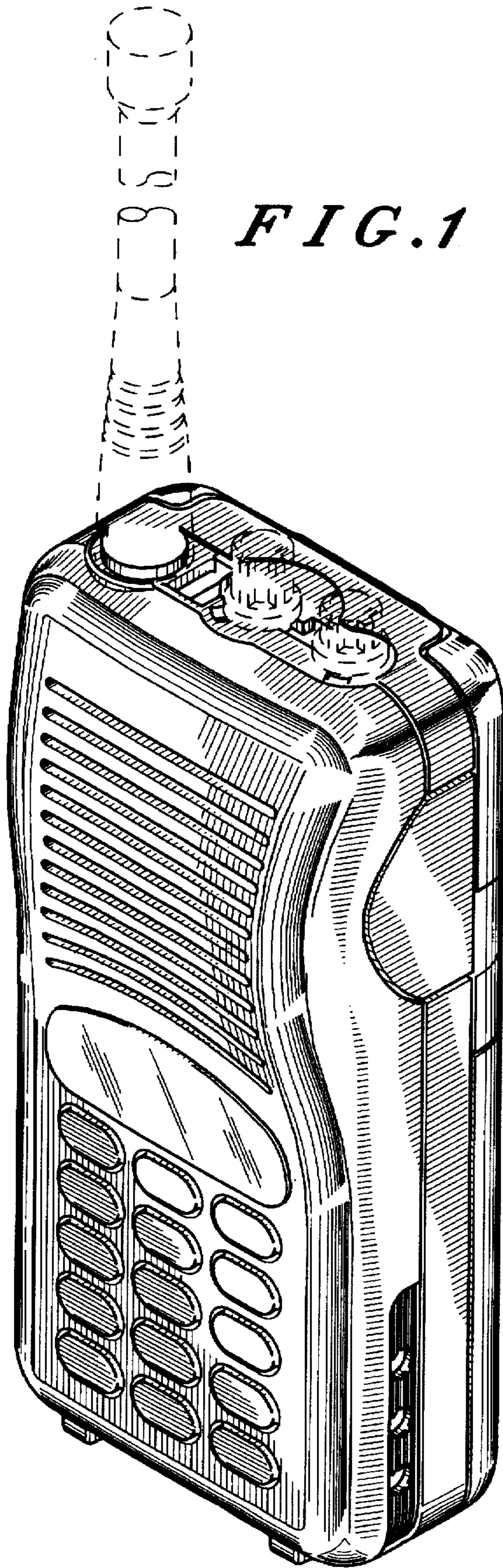
[56] **References Cited**

**U.S. PATENT DOCUMENTS**

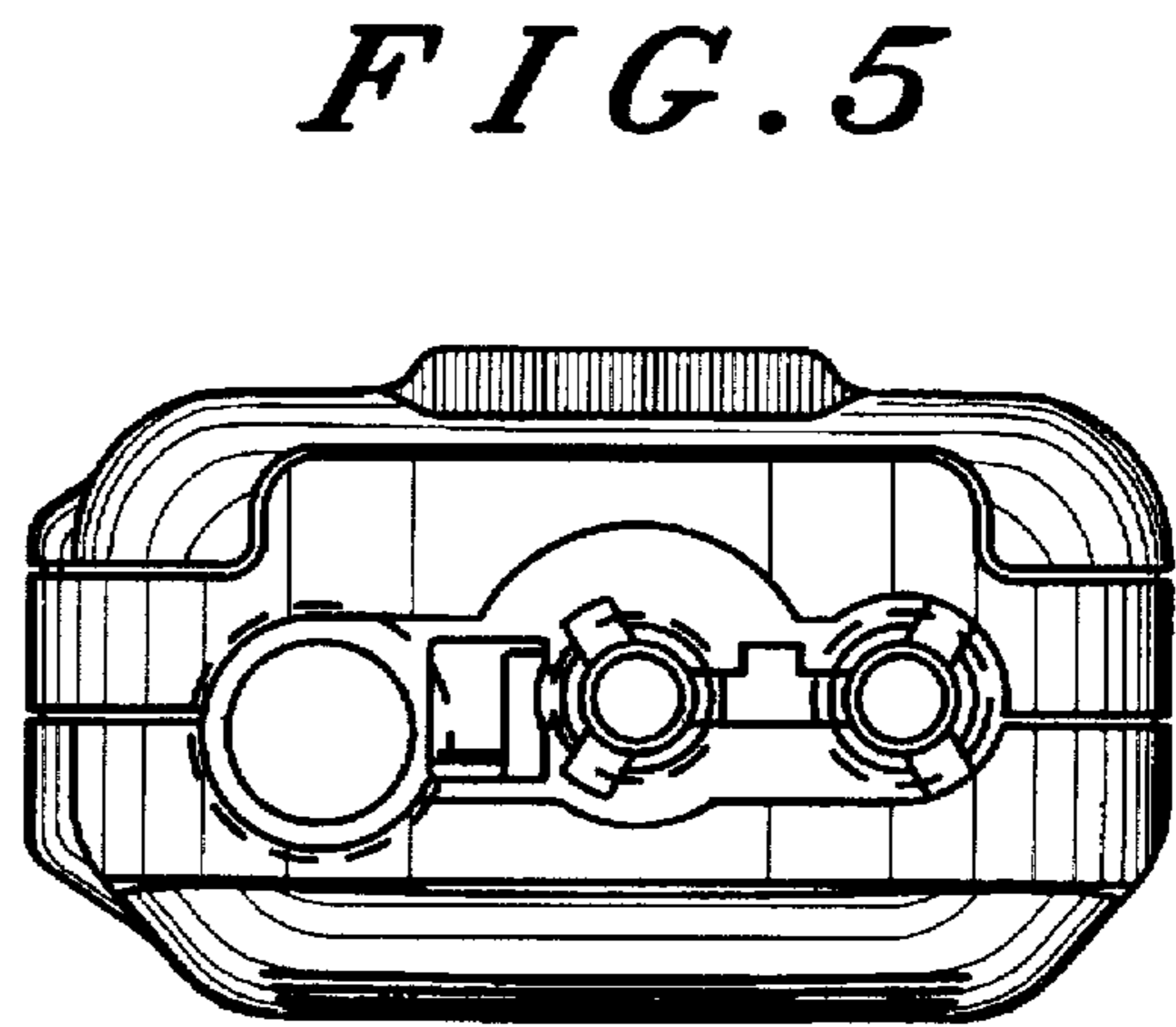
- D. 282,661 2/1986 Imazeki ..... D14/137 X
- D. 292,211 10/1987 Imazeki ..... D14/137
- D. 324,518 3/1992 Ichimura ..... D14/137

**1 Claim, 2 Drawing Sheets**



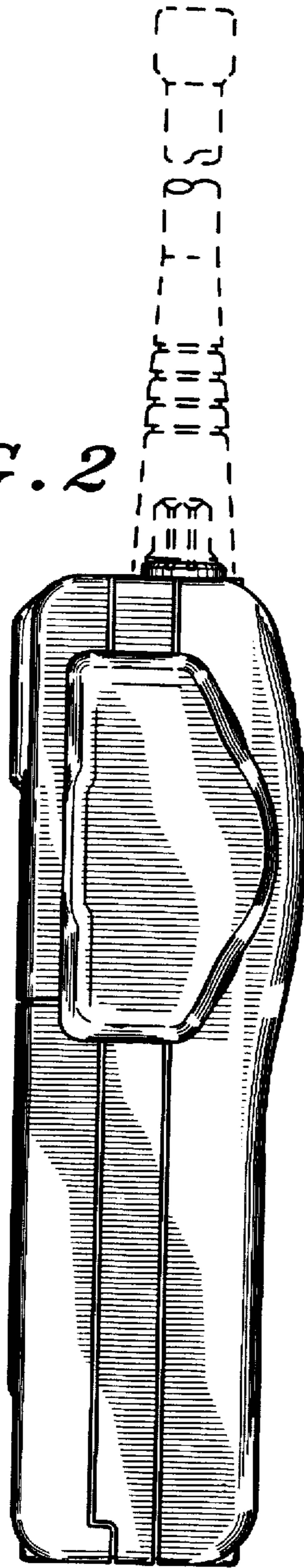


*FIG. 1*

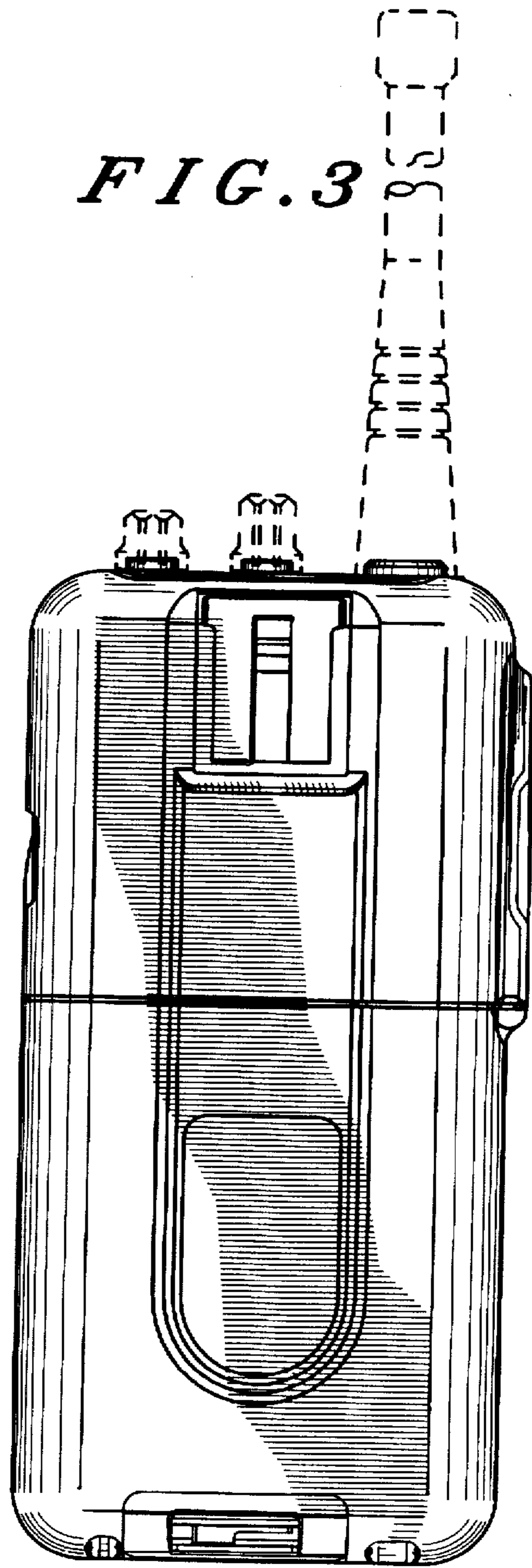


*FIG. 5*

*FIG. 2*



*FIG. 3*



*FIG. 4*

