



US00D384313S

**United States Patent** [19]  
**Harden, Jr.**

[11] **Patent Number: Des. 384,313**  
[45] **Date of Patent: \*\*Sep. 30, 1997**

[54] **TIRE TREAD**

[75] **Inventor: Richard Winfield Harden, Jr., Tallmadge, Ohio**

[73] **Assignee: The Goodyear Tire & Rubber Company, Akron, Ohio**

[\*\*] **Term: 14 Years**

[21] **Appl. No.: 58,474**

[22] **Filed: Aug. 15, 1996**

[51] **LOC (6) Cl. .... 12-15**

[52] **U.S. Cl. .... D12/147**

[58] **Field of Search .... D12/136, 138, D12/140-151; 152/209 A, 209 D, 209 R**

[56] **References Cited**

**U.S. PATENT DOCUMENTS**

D. 290,826	7/1987	Nakaseko	.....	D12/147
D. 304,917	12/1989	Hinrichsen	.....	D12/146
D. 328,577	8/1992	Goergen et al.	.....	D12/143
D. 350,096	8/1994	Brightwell et al.	.....	D12/147

**OTHER PUBLICATIONS**

- Barum OR37 Radial Tire, 1994 Tread Design Guide, p. 5. Jan. 1994.
- Centennial Interceptor ZR-X Tire, 1994 Tread Design Guide, p. 11. Jan. 1994.
- Duralon Widetrack Metric Tire, 1994 Tread Design Guide, p. 20. Jan. 1994.
- Monarch Land Rover Radial LT Tire, 1994 Tread Design Guide, p. 101. Jan. 1994.

Road King Widetrack Radial HR Tire, 1995 Tread Design Guide, p. 60. Jan. 1995.

Riken Overland Highway Tire, 1995 Tread Design Guide, p. 111. Jan. 1995.

Uniroyal Laredo Rib Tire, 1995 Tread Design Guide, p. 119. Jan. 1995.

Co-Pending Application, Docket No. DN1996132, Richard Winfield Harden, Jr.

Co-Pending Application, Docket No. DN1996155, Richard Winfield Harden, Jr.

*Primary Examiner*—James Gandy

*Assistant Examiner*—Robert Spear

*Attorney, Agent, or Firm*—T. P. Lewandowski

[57] **CLAIM**

The ornamental design for a tire tread, as shown and described.

**DESCRIPTION**

FIG. 1 is a perspective view of a tire tread, it being understood that the pattern is repeated uniformly throughout the circumference of the tread;

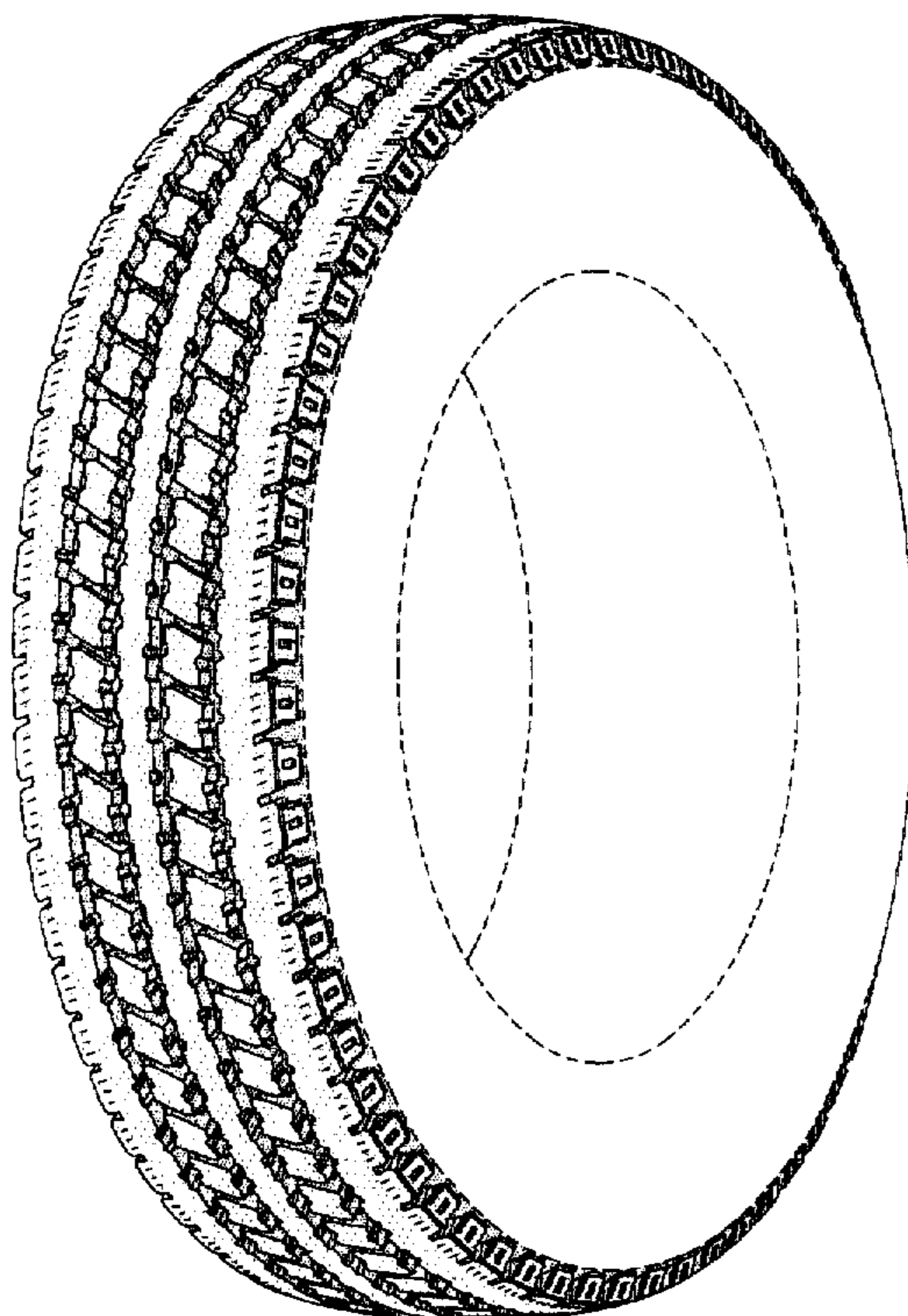
FIG. 2 is a front elevational view thereof;

FIG. 3 is a side elevational view thereof, the opposite side elevational view being a mirror image thereof; and,

FIG. 4 is an enlarged fragmentary front view thereof.

The broken lines defining the tire inner bead and the peripheral boundary between the tire tread and the sidewall are for illustrative purposes only and form no part of the claimed design.

**1 Claim, 4 Drawing Sheets**



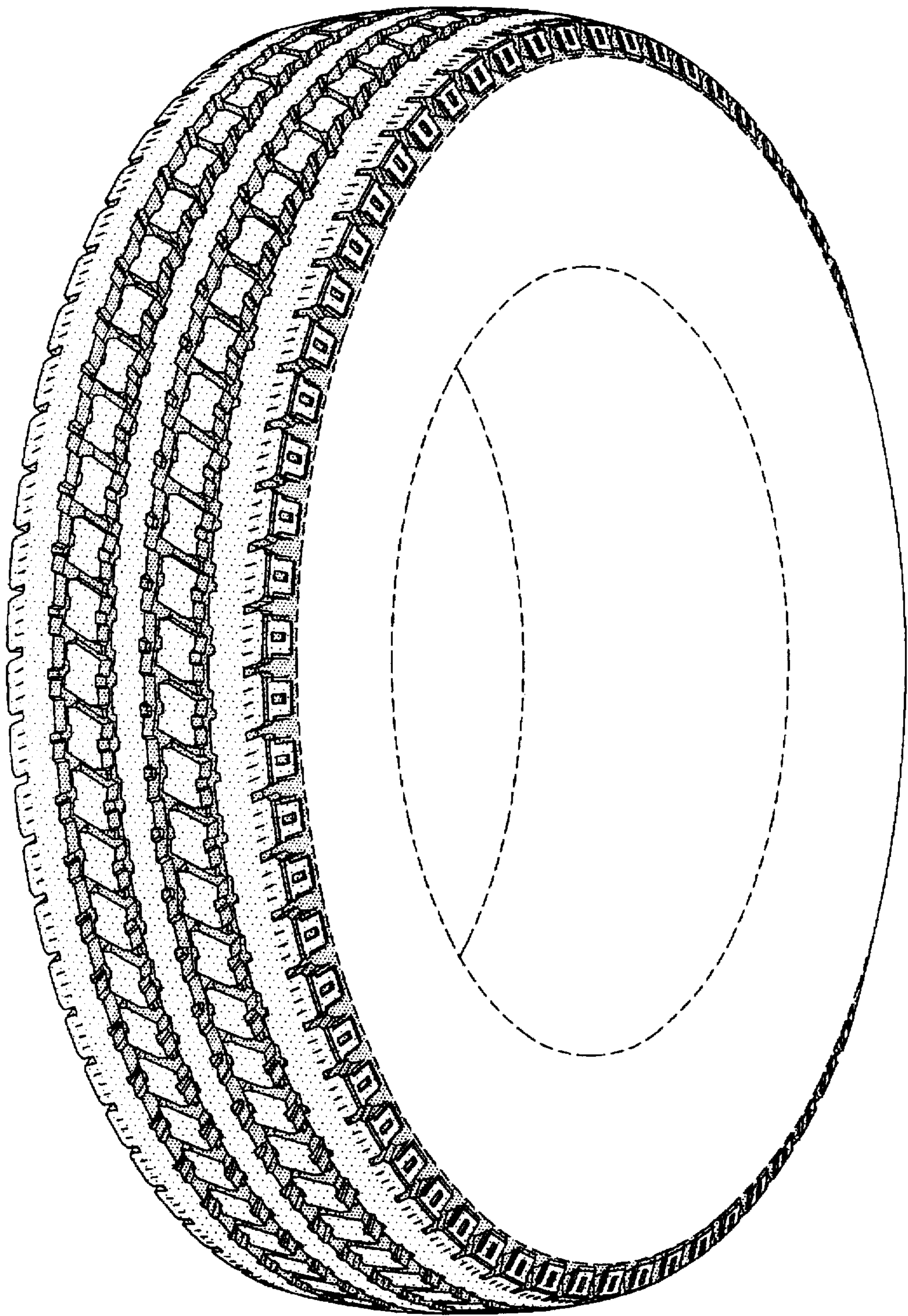


FIG-1




FIG-2

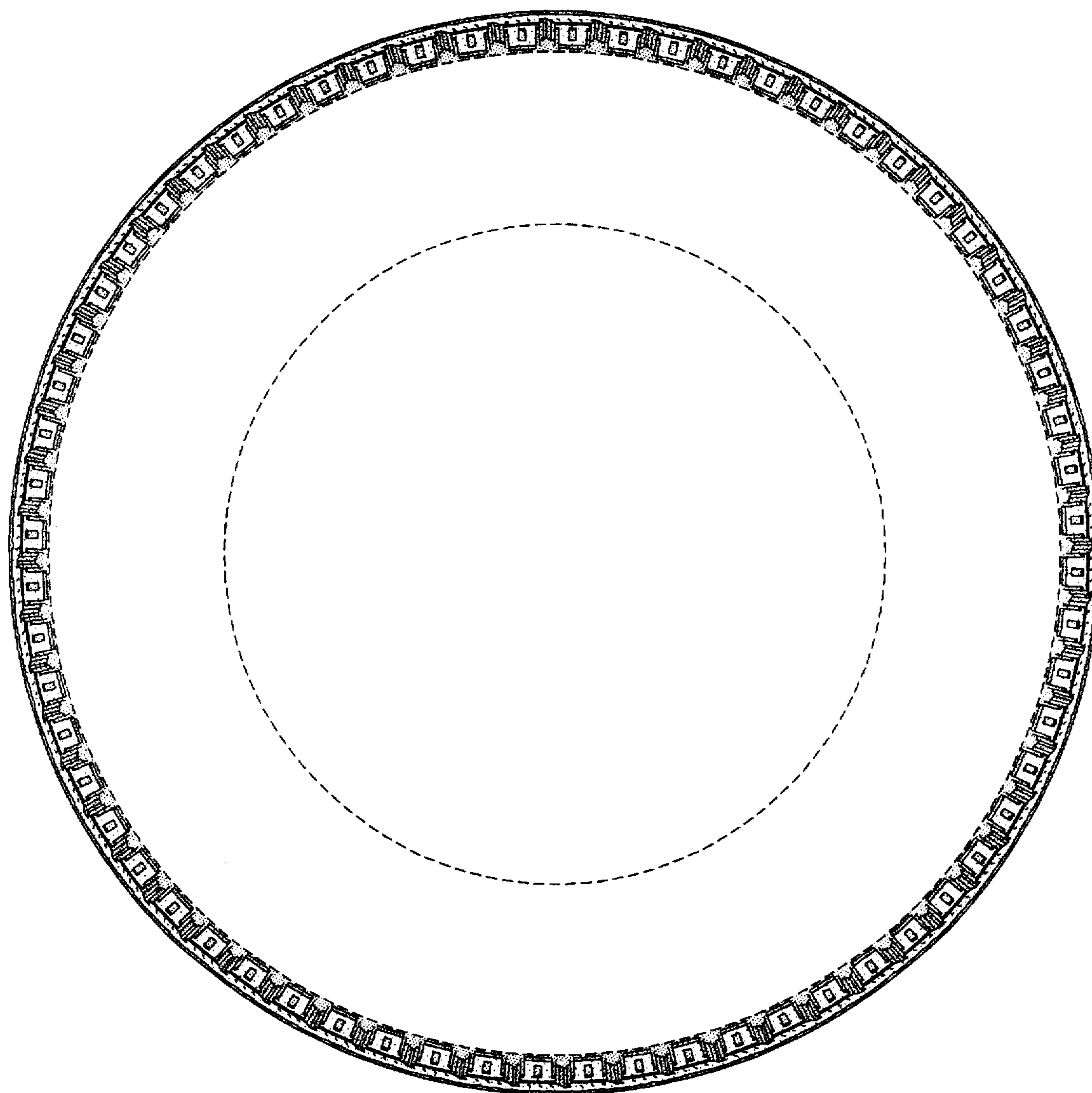


FIG-3

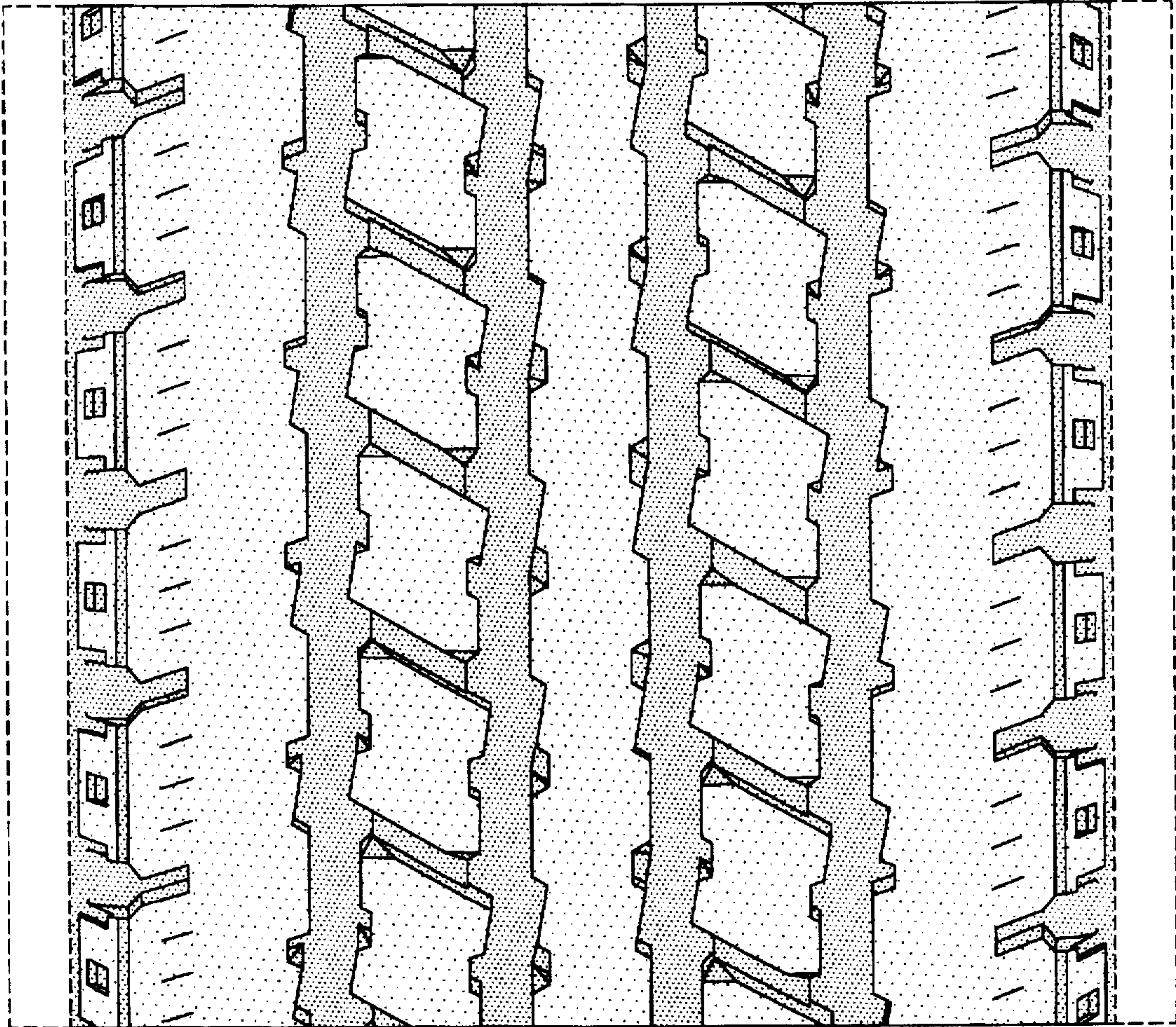


FIG-4