



US00D384280S

United States Patent [19]

Kuczer

[11] Patent Number: **Des. 384,280**

[45] Date of Patent: ****Sep. 30, 1997**

[54] **VENTED CAN LID**

[76] Inventor: **Ronald R. Kuczer**, 14715 Timberway Ct., St. Louis, Mo. 63017

[**] Term: **14 Years**

[21] Appl. No.: **13,797**

[22] Filed: **Oct. 1, 1993**

[51] LOC (6) Cl. **09-07**

[52] U.S. Cl. **D9/436**

[58] Field of Search D7/300.2; D9/434-6, D9/444-5, 447, 449-50, 499; D10/96-7, 103; 215/228-9; 220/212, 306, 705, 707-9; 222/153, 204, 630-2, 635; 229/906.1; 239/33

[56] **References Cited**

U.S. PATENT DOCUMENTS

D. 189,164	11/1960	Hollister	D9/447
D. 318,427	7/1991	Sherburne, Jr.	D9/434
D. 324,824	3/1992	Hansen	D9/436
D. 327,848	7/1992	Hanover	D9/436
D. 329,604	9/1992	Kuczer	D9/449
D. 332,198	1/1993	Goodman, Jr.	D7/300.2
3,438,527	4/1969	Gamblin, Jr.	D7/300.2
4,796,774	1/1989	Nabinger	220/90.4
4,880,136	11/1989	Englert	D9/435
4,911,315	3/1990	Shrum	215/229

5,018,621	5/1991	O'Connell, Jr.	215/231
5,054,640	10/1991	Tucker	220/90.2
5,125,525	6/1992	Tucker	220/254

FOREIGN PATENT DOCUMENTS

2485360	6/1980	France	215/1 A
---------	--------	--------------	---------

Primary Examiner—Alan P. Douglas
Assistant Examiner—Robert M. Spear
Attorney, Agent, or Firm—Heller & Kepler

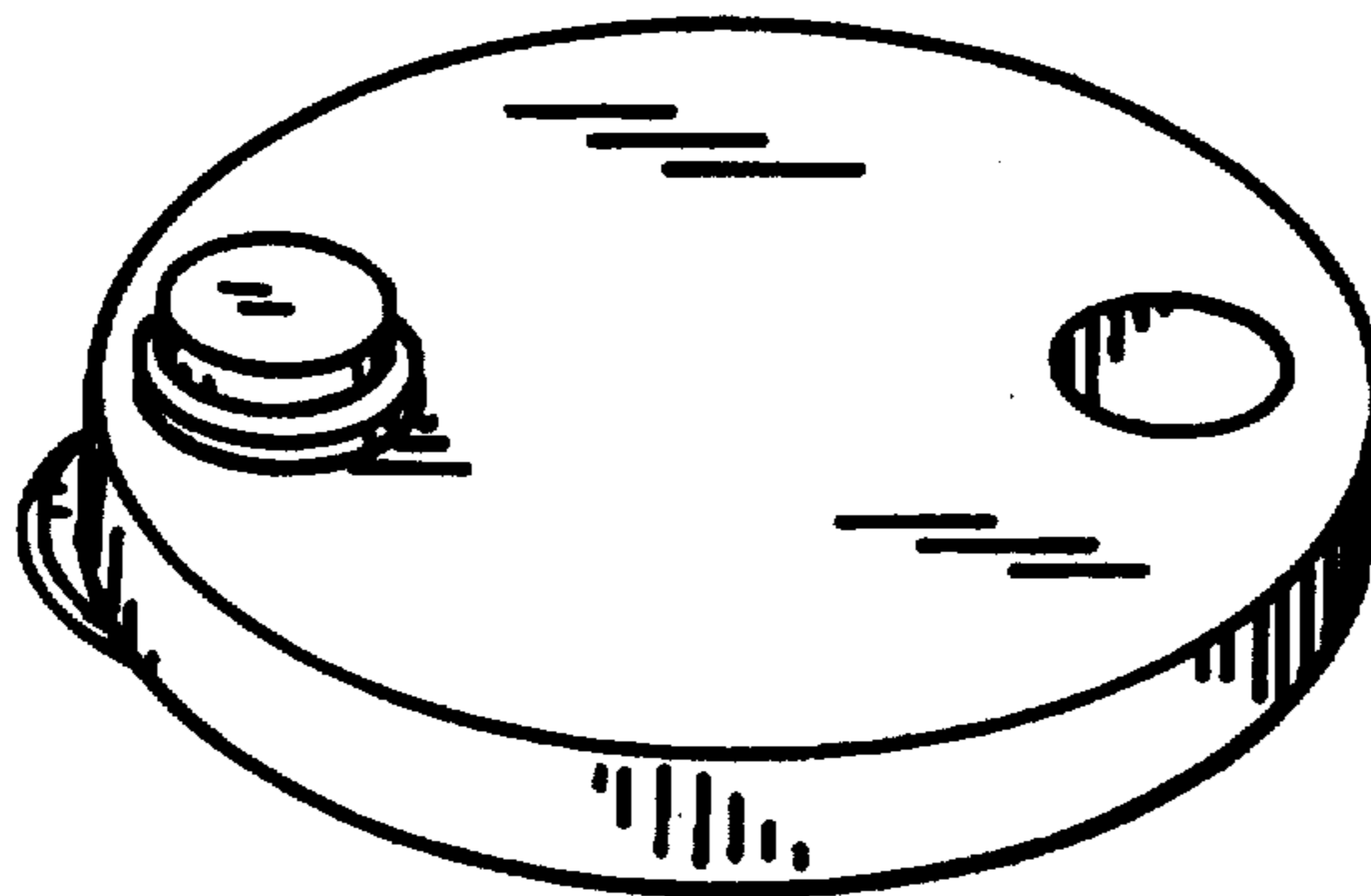
[57] **CLAIM**

The ornamental design for a vented can lid, as shown and described.

DESCRIPTION

FIG. 1 is a perspective view of a vented can lid illustrating a vent in a closed position;
FIG. 2 is another perspective view of the vented can lid illustrating the vent in an open position;
FIG. 3 is a perspective view of the vented can lid;
FIG. 4 is a front elevation of the vented can lid;
FIG. 5 is right elevation of the vented can lid;
FIG. 6 is a top view of the vented can lid;
FIG. 7 is a bottom view of the vented can lid;
FIG. 8 is left elevation of the vented can lid; and,
FIG. 9 is a bottom perspective view of the vented can lid.

1 Claim, 3 Drawing Sheets



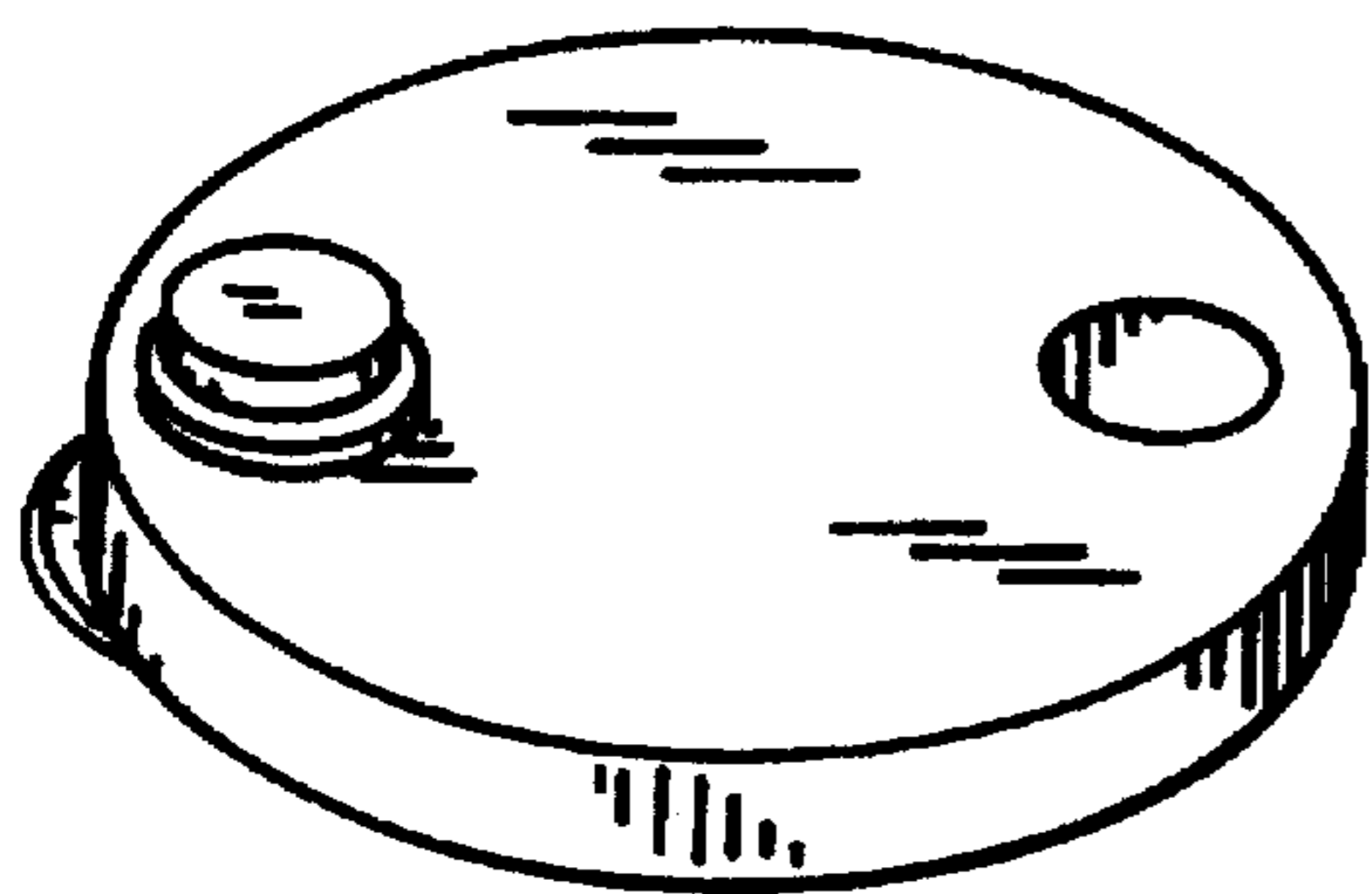


FIG.1.

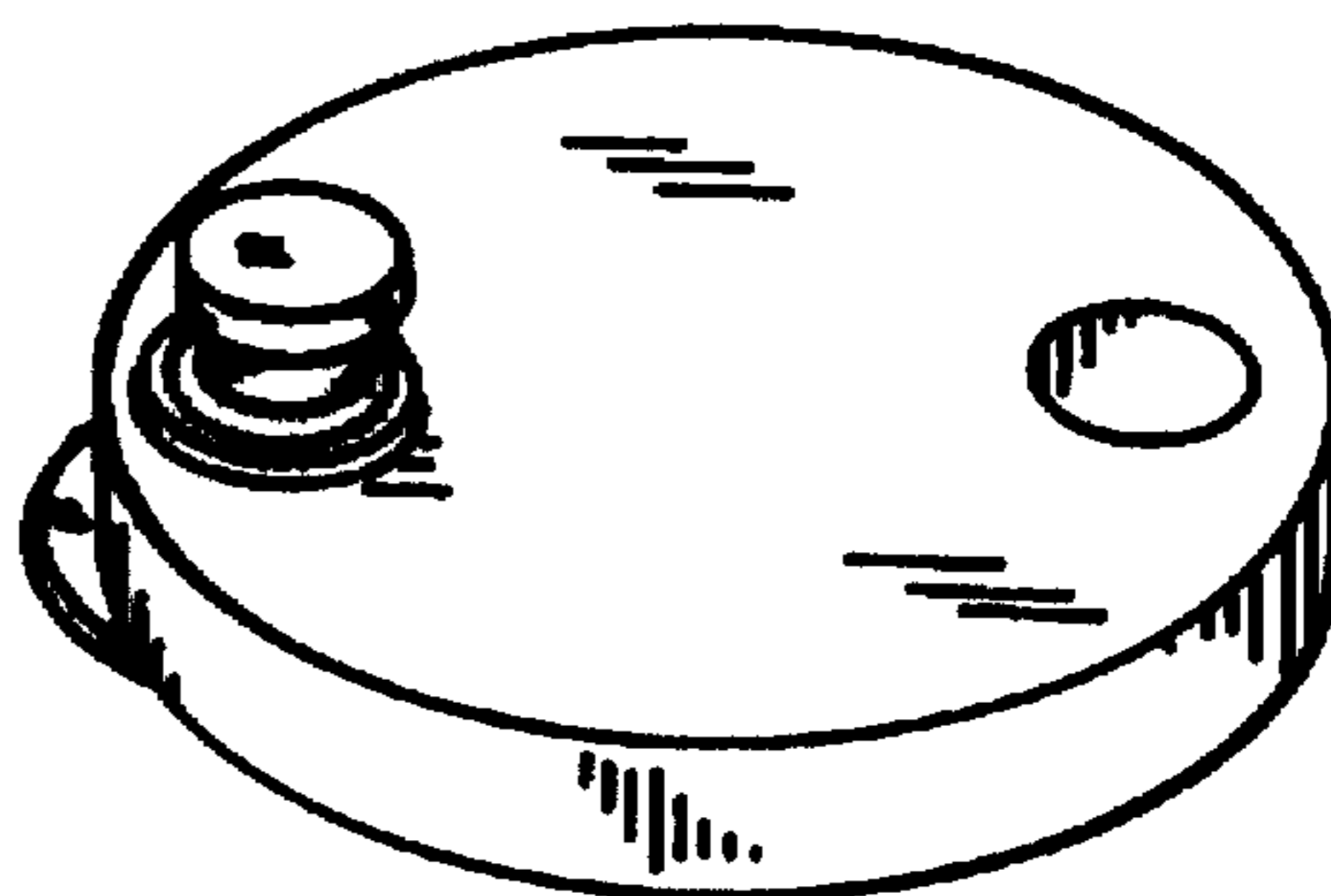


FIG.2.




FIG.3.



FIG. 4.

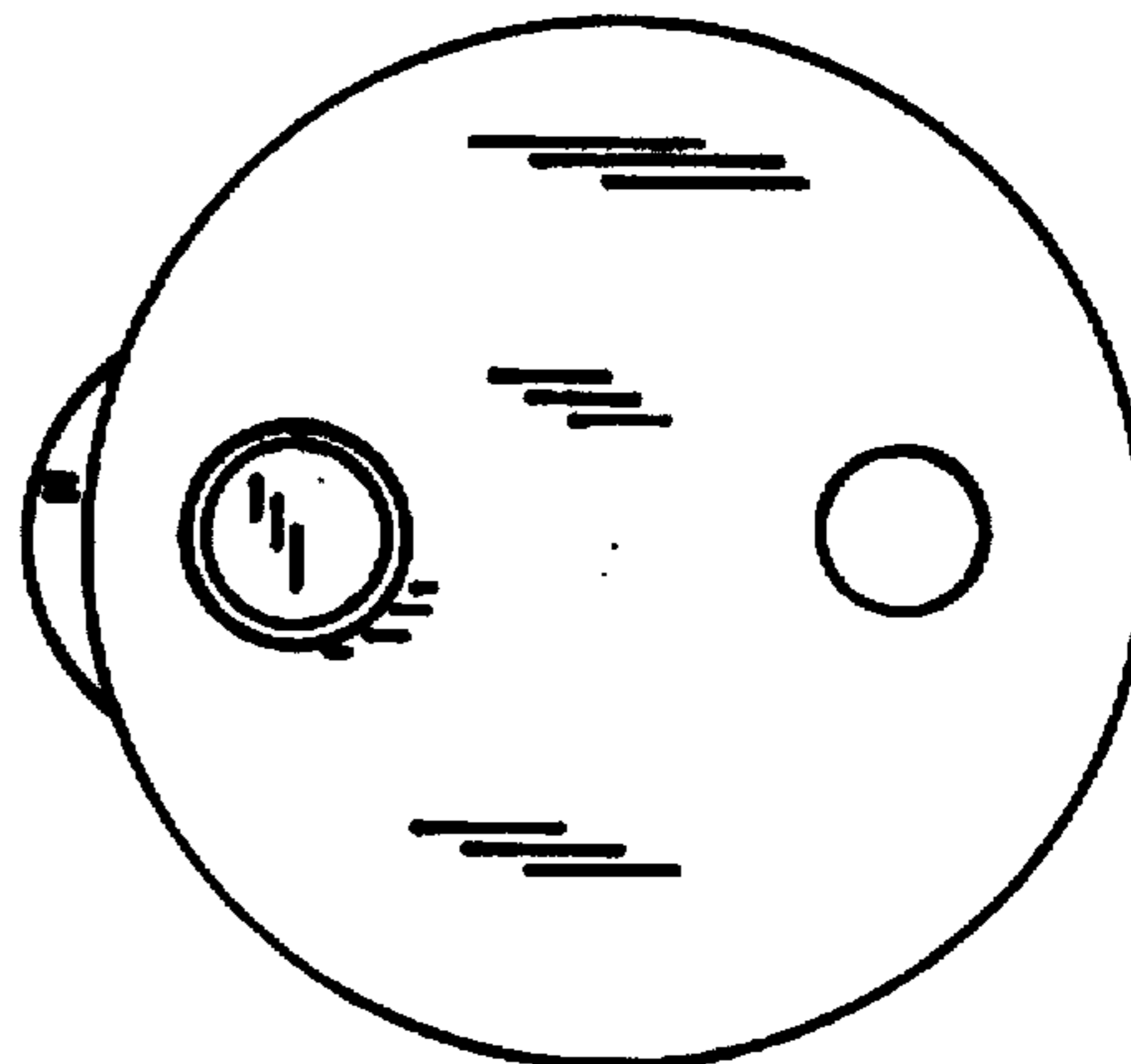


FIG. 6.

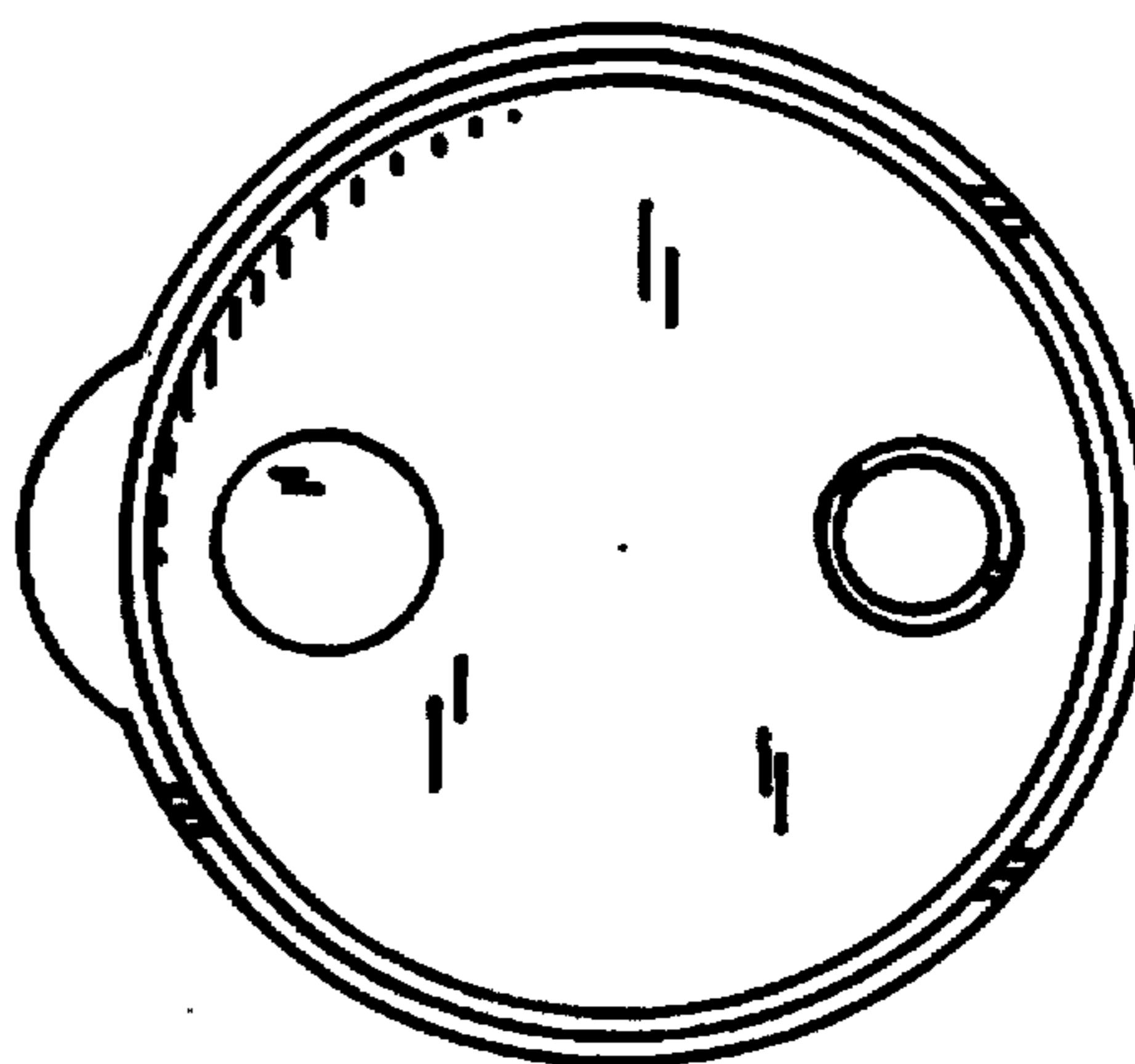


FIG. 7.



FIG. 5.



FIG. 8.

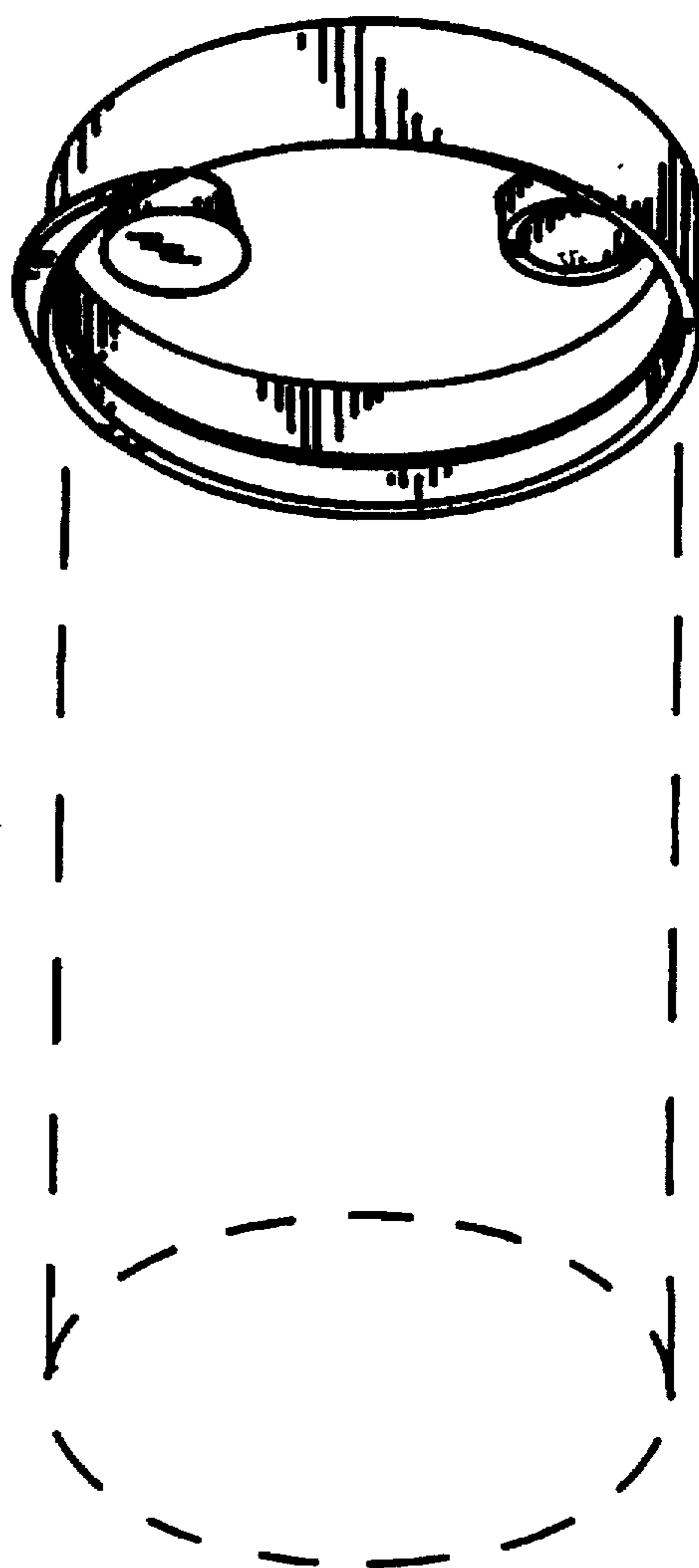


FIG. 9.