



US00D384275S

# United States Patent [19]

[11] Patent Number: **Des. 384,275**

DuBois et al.

[45] Date of Patent: **\*\*Sep. 30, 1997**

[54] **BEVERAGE CUP CARRIER**

[75] Inventors: **John P. DuBois, Windham; Richard C. Sweeney, Falmouth, both of Me.**

[73] Assignee: **Tenneco Packaging, Evanston, Ill.**

[\*\*] Term: **14 Years**

[21] Appl. No.: **50,010**

[22] Filed: **Feb. 5, 1996**

[51] LOC (6) CL ..... **09-03**

[52] U.S. Cl. .... **D9/341; D7/553**

[58] Field of Search ..... **D7/550-554; D9/341, D9/345, 425, 428, 420, 432, 456; 206/203, 427, 521, 521.1, 521.15**

D. 302,122	7/1989	Ashby .	
D. 309,258	7/1990	Vigue .....	D9/425 X
D. 310,027	8/1990	Bixler .	
D. 311,847	11/1990	Meisner .	
D. 319,579	9/1991	Vigue .	
D. 331,008	11/1992	Vigue .....	D9/341 X
D. 332,743	1/1993	Vigue .....	D7/553 X
3,915,371	10/1975	Crabtree .	
3,942,671	3/1976	Florian .	
4,098,403	7/1978	Davis .....	206/203 X
4,208,006	6/1980	Bixler et al. .	
4,218,008	8/1980	Veilleux .	
4,381,847	5/1983	Bessett et al. .	
4,718,555	1/1988	Amberg .	
4,823,959	4/1989	Bixler .	
5,096,065	3/1992	Vigue .	

*Primary Examiner*—Sandra L. Morris  
*Assistant Examiner*—Nanda Bondade  
*Attorney, Agent, or Firm*—Arnold, White & Durkee

[56] **References Cited**

**U.S. PATENT DOCUMENTS**

D. 153,209	3/1949	Reamer .....	D9/456
D. 236,575	9/1975	Vigue .	
D. 249,620	9/1978	Vigue .	
D. 249,622	9/1978	Vigue .	
D. 249,769	10/1978	Vigue .	
D. 250,243	11/1978	Vigue .	
D. 253,561	12/1979	Vigue .	
D. 254,956	5/1980	Gilley .	
D. 274,110	6/1984	Vigue .	
D. 279,259	6/1985	Bixler et al. ....	D9/341
D. 289,010	3/1987	Vigue .....	D9/427 X
D. 290,580	6/1987	Vigue .....	D9/345
D. 302,114	7/1989	Ashby .	

[57] **CLAIM**

The ornamental design for a beverage cup carrier, as shown and described.

**DESCRIPTION**

FIG. 1 is a perspective view of a beverage cup carrier showing our new design;  
FIG. 2 is a top plan view thereof;  
FIG. 3 is a front elevational view thereof; the rear elevational view and side elevationl views being identical to the front elevational view; and,  
FIG. 4 is a bottom plan view thereof.

**1 Claim, 3 Drawing Sheets**

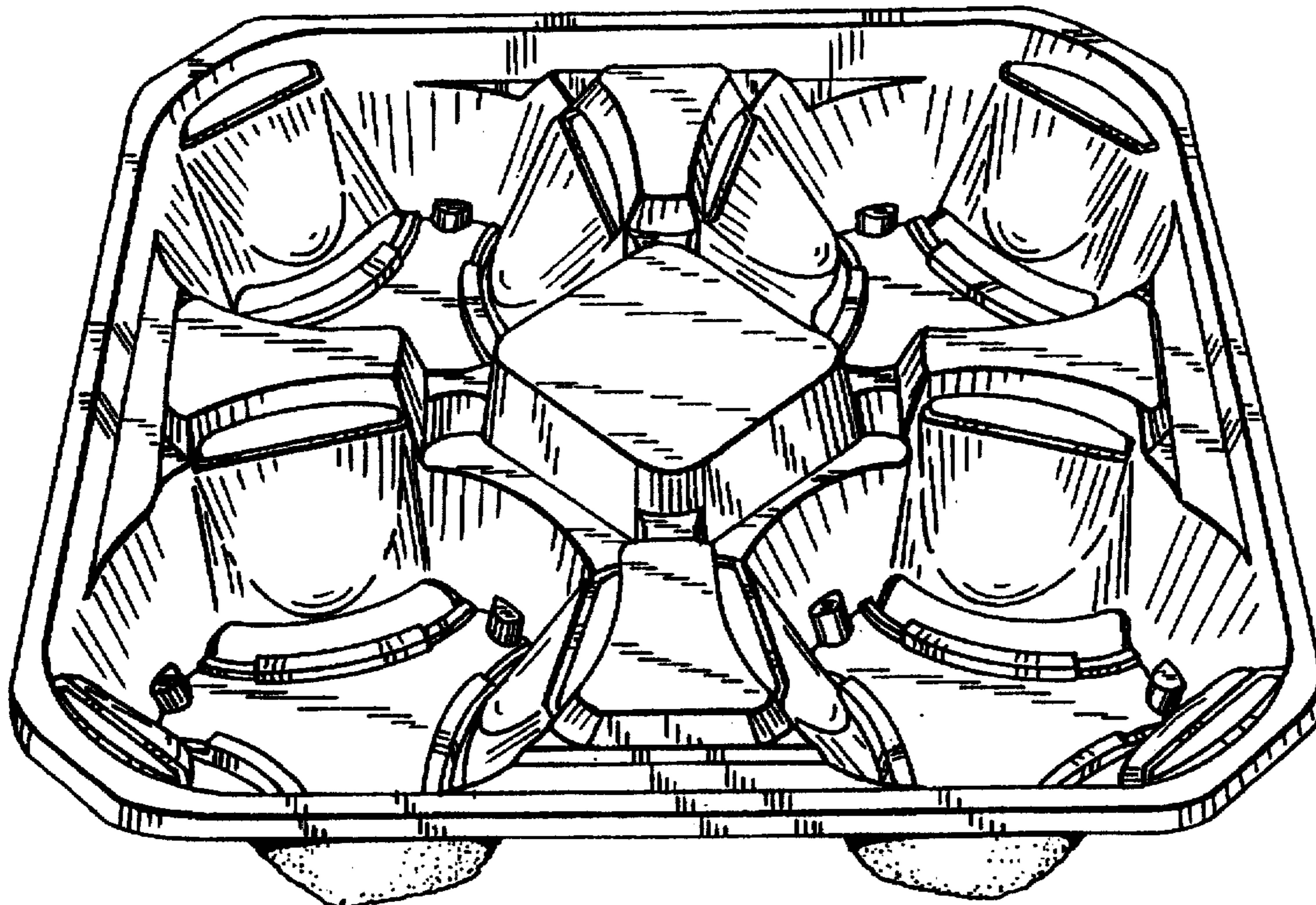


FIG. 1

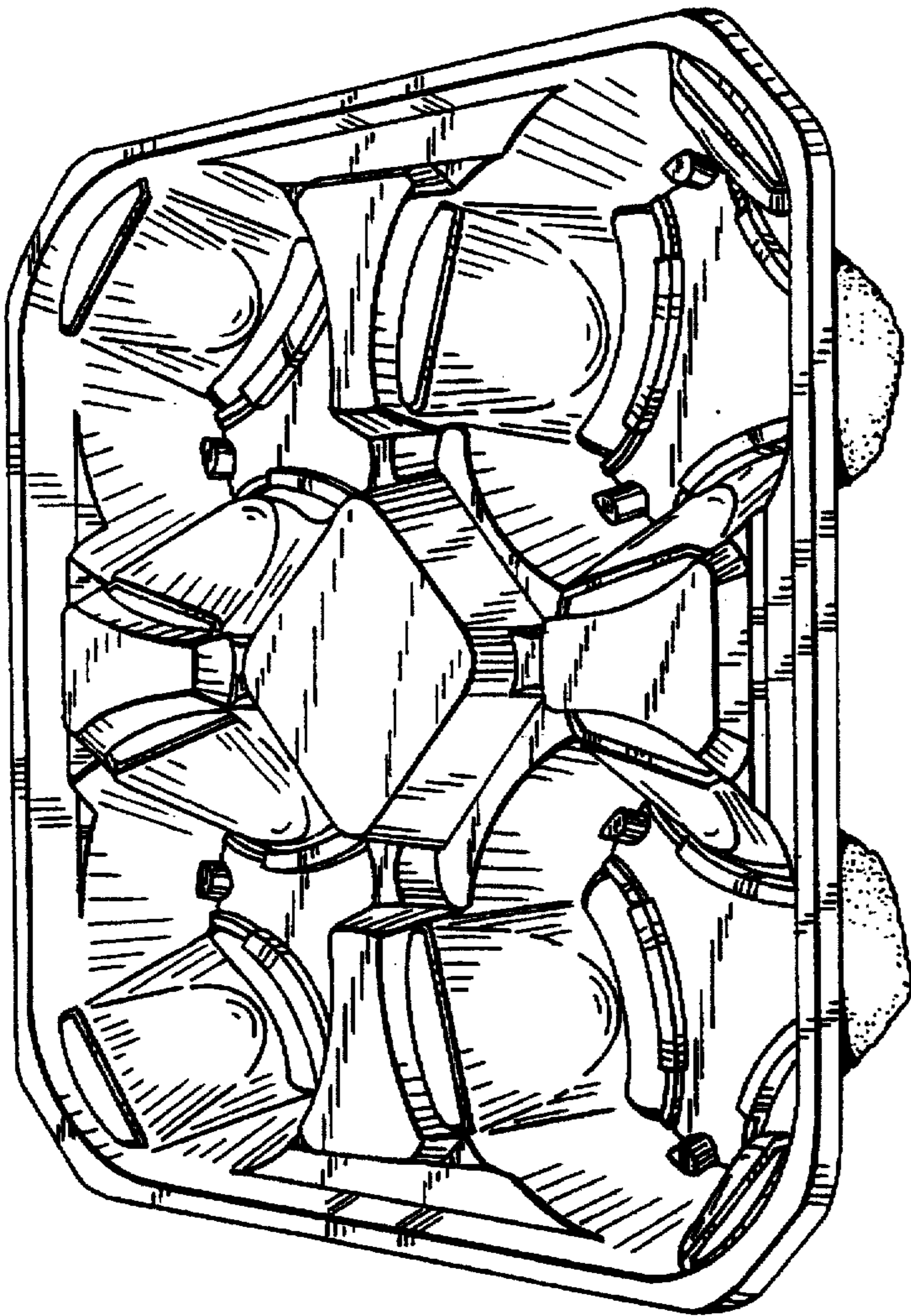


FIG. 3

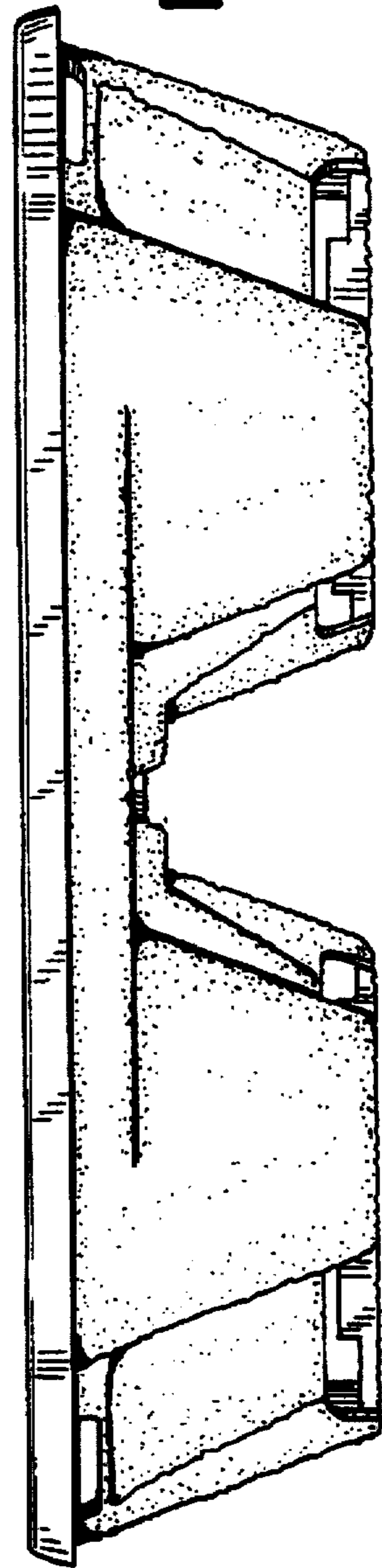




FIG. 2

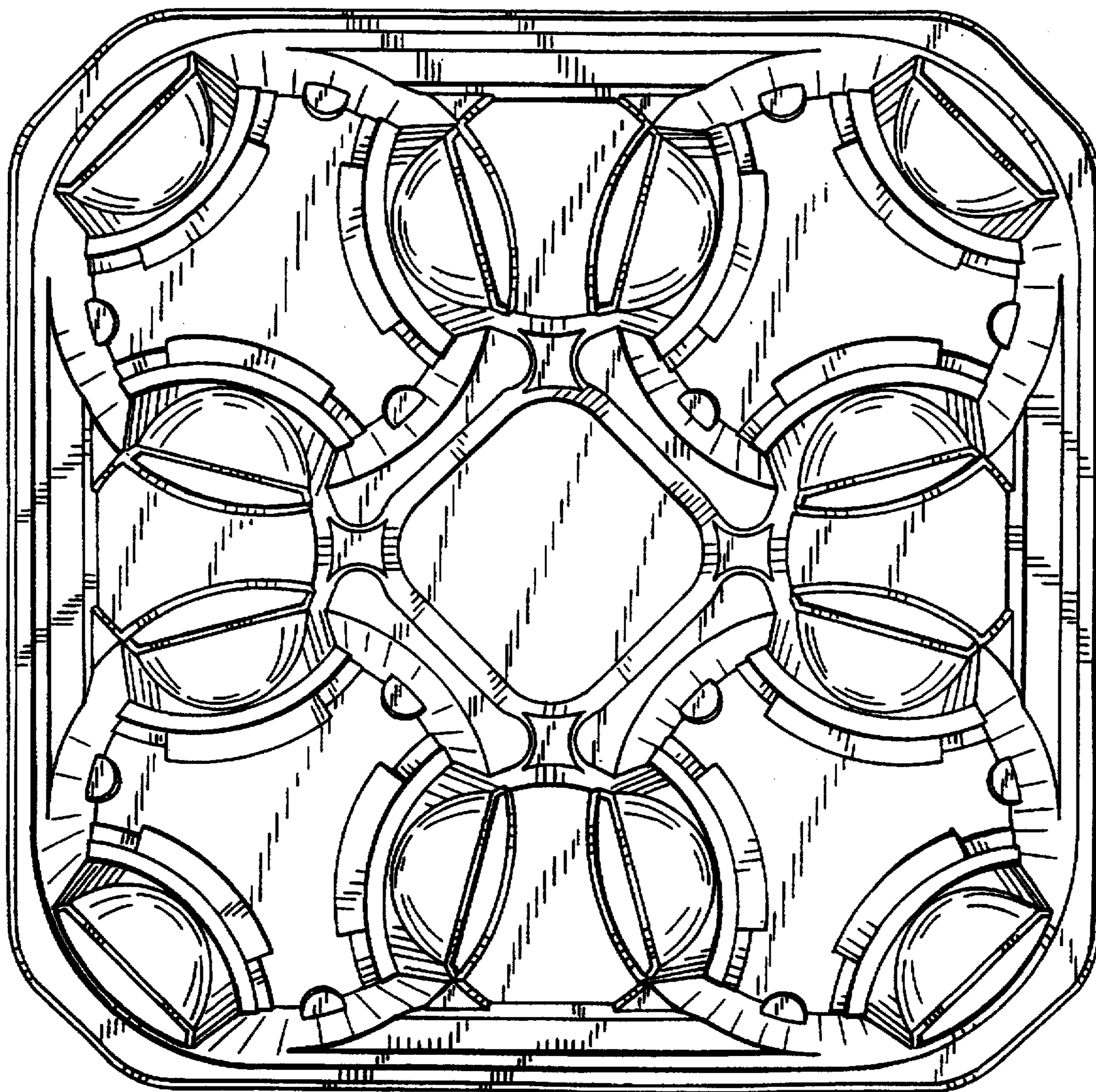


FIG. 4

