

US00D384269S

**United States Patent** [19]  
**Jones**

[11] **Patent Number:** **Des. 384,269**  
[45] **Date of Patent:** **\*\*Sep. 30, 1997**

[54] **LOCKABLE HOOK**

[76] **Inventor:** **Gary Ian Jones**, 5 Glenton Court,  
Paralowie SA 5108, Australia

[\*\*] **Term:** **14 Years**

[21] **Appl. No.:** **48,188**

[22] **Filed:** **Dec. 21, 1995**

[30] **Foreign Application Priority Data**

Jun. 21, 1995 [AU] Australia ..... 1901/95

[51] **LOC (6) Cl.** ..... **08-05**

[52] **U.S. Cl.** ..... **D8/367**

[58] **Field of Search** ..... **D8/367, 373; 248/301,**  
**248/304, 339, 215, 317**

[56] **References Cited**

**U.S. PATENT DOCUMENTS**

D. 289,733 5/1987 Kasai ..... D8/373  
3,143,329 8/1964 Christopher ..... 248/317

**OTHER PUBLICATIONS**

Acco Chains and Accessories Catalog, 1987, p. 22, J-hook,  
located at right of page.

Stanley Hardware Catalog, Mar. 21, 1980, p. 240, rope hook,  
located at right of page.

*Primary Examiner*—Holly Baynham

*Attorney, Agent, or Firm*—Eckert Seamans Cherin &  
Mellott

[57] **CLAIM**

The ornamental design for a lockable hook, as shown and  
described.

**DESCRIPTION**

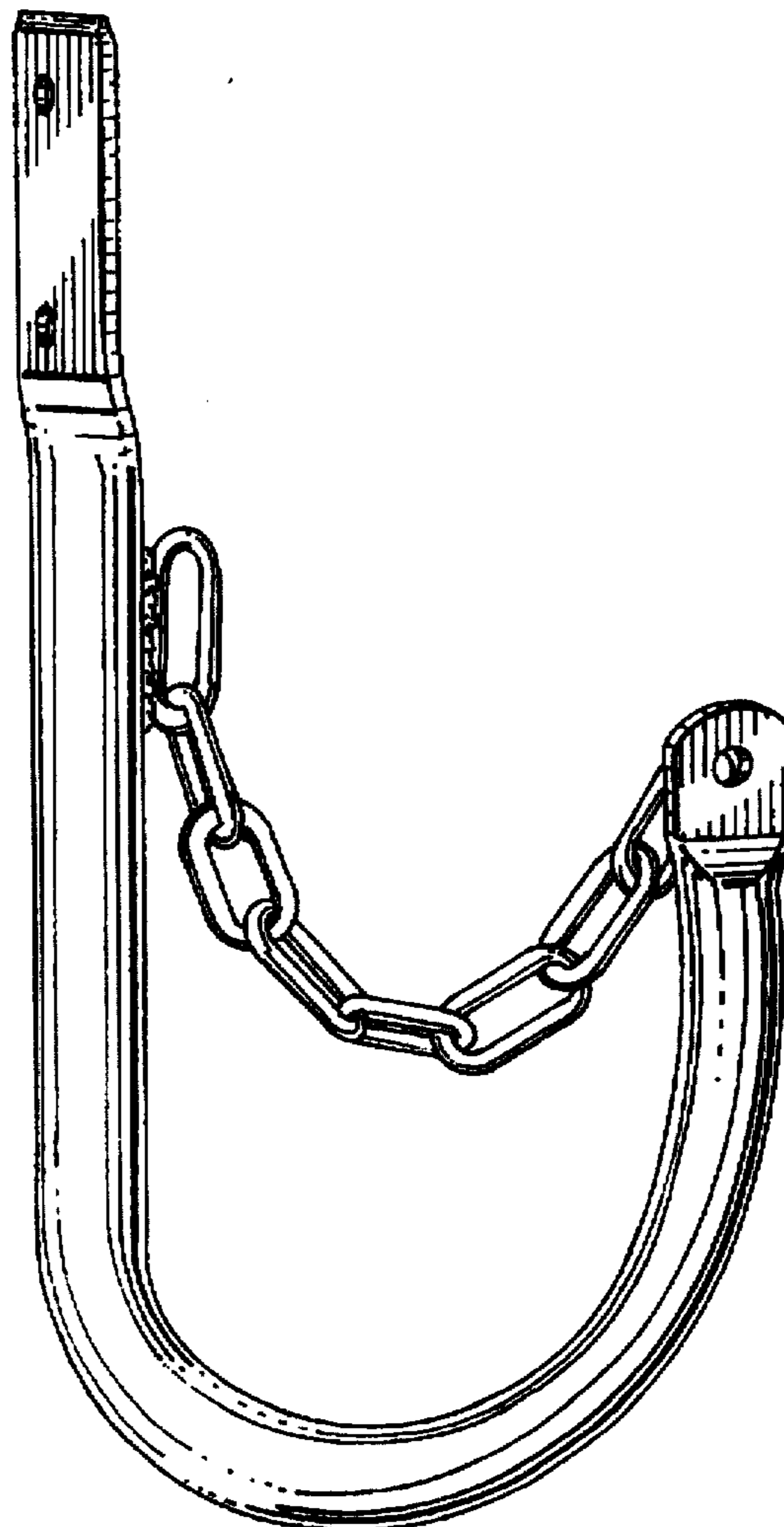
FIG. 1 is a front elevational view of a lockable hook showing  
my design;


FIG. 2 is a left side elevational view;

FIG. 3 is a back right perspective view; and,

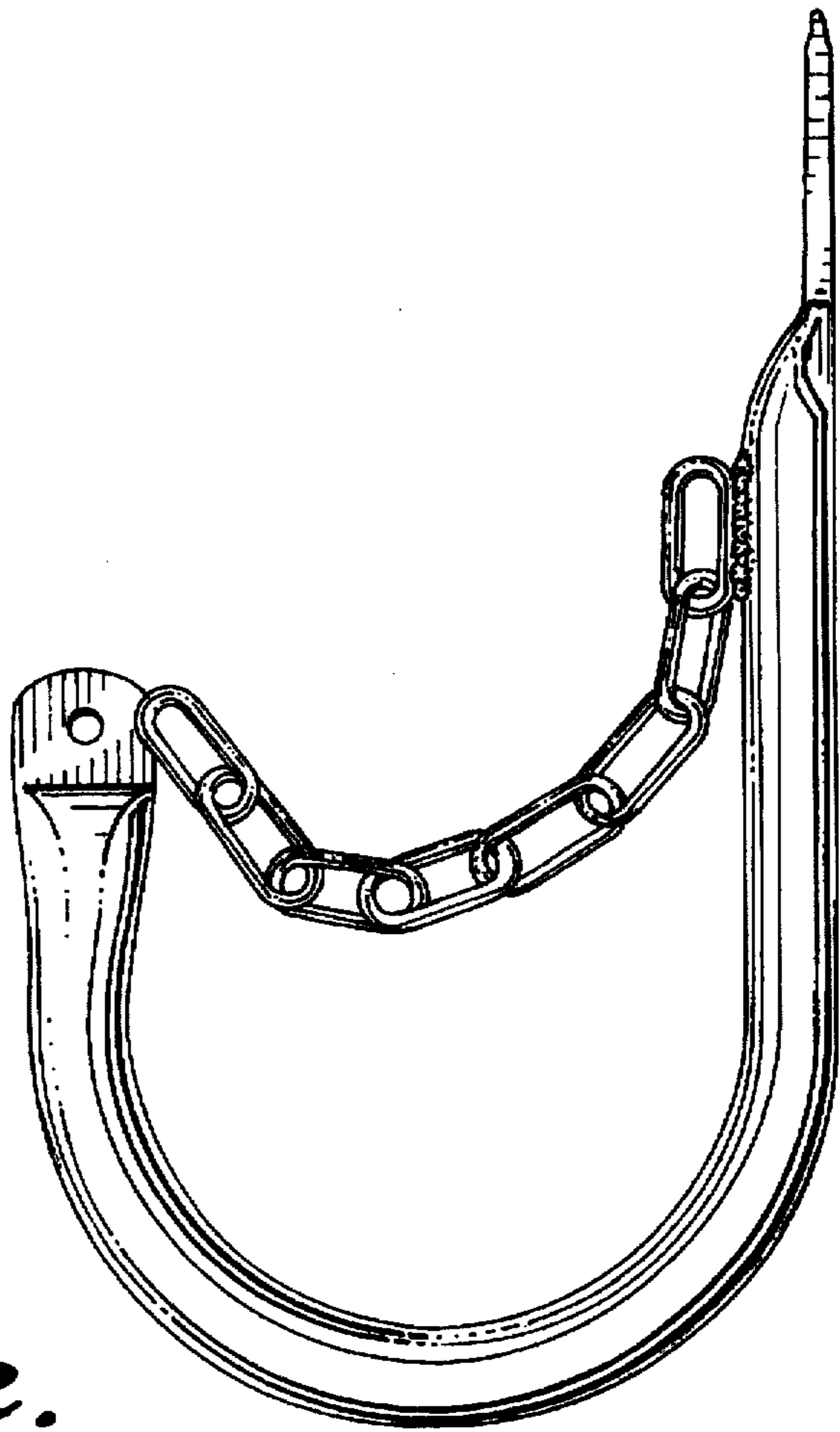
FIG. 4 is a top plan view.

**1 Claim, 2 Drawing Sheets**

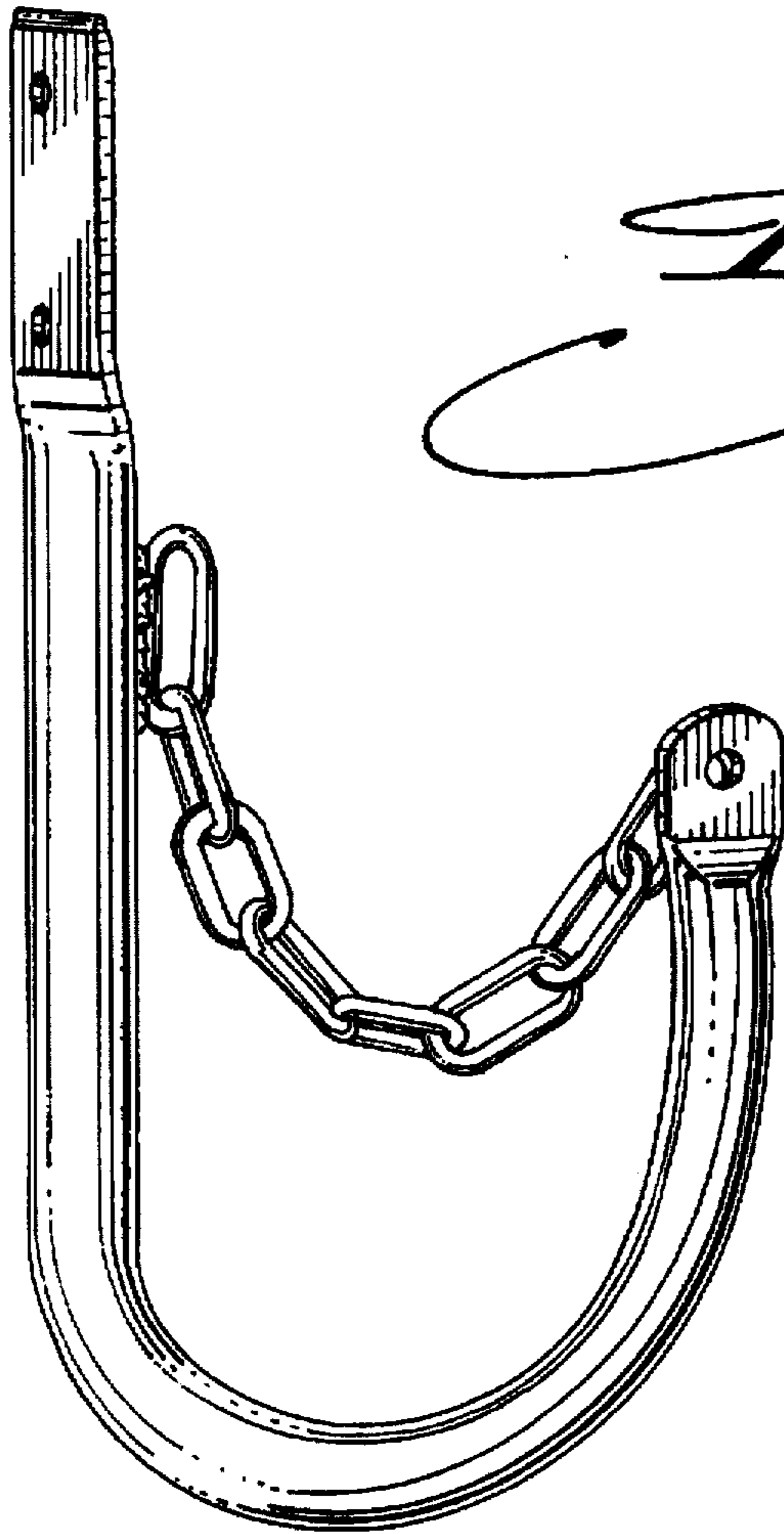




*Fig. 1.*



*Fig. 2.*



*Fig. 3.*



*Fig. 4.*