



US00D384260S

United States Patent [19]

[11] Patent Number: **Des. 384,260**

Dunch

[45] Date of Patent: ****Sep. 30, 1997**

[54] **SHEARS**

[76] Inventor: **William T. Dunch**, 1207 Whispering Oaks Dr., Danville, Calif. 94506

[**] Term: **14 Years**

[21] Appl. No.: **56,237**

[22] Filed: **Jun. 18, 1996**

[51] LOC (6) Cl. **08-03**

[52] U.S. Cl. **D8/57**

[58] Field of Search D8/51, 52, 57, D8/58; 30/173, 194, 231, 232, 233, 254, 359; 7/131, 158

[56] **References Cited**

U.S. PATENT DOCUMENTS

D. 161,004	11/1950	Cook	D8/57
D. 276,975	1/1985	Wordtmann	D8/57
D. 310,469	9/1990	Dresslor	D8/57
D. 337,248	7/1993	Tanfoglio	D8/57
5,097,599	3/1992	Hasegawa	30/359

OTHER PUBLICATIONS

Gifts & Decorative Accessories, Mar. 1984, p. 163, see shears, upper left side.

Hong Kong Enterprise, Oct. 1993, p. 984, see item KS 318, lower right center.

Primary Examiner—Martie Thompson
Attorney, Agent, or Firm—Graham & James LLP

[57] **CLAIM**

The ornamental design for the shears, as shown and described.

DESCRIPTION

FIG. 1 is a perspective view of the shears showing my new design;

FIG. 2 is a top plan view thereof;

FIG. 3 is a front elevational view thereof;

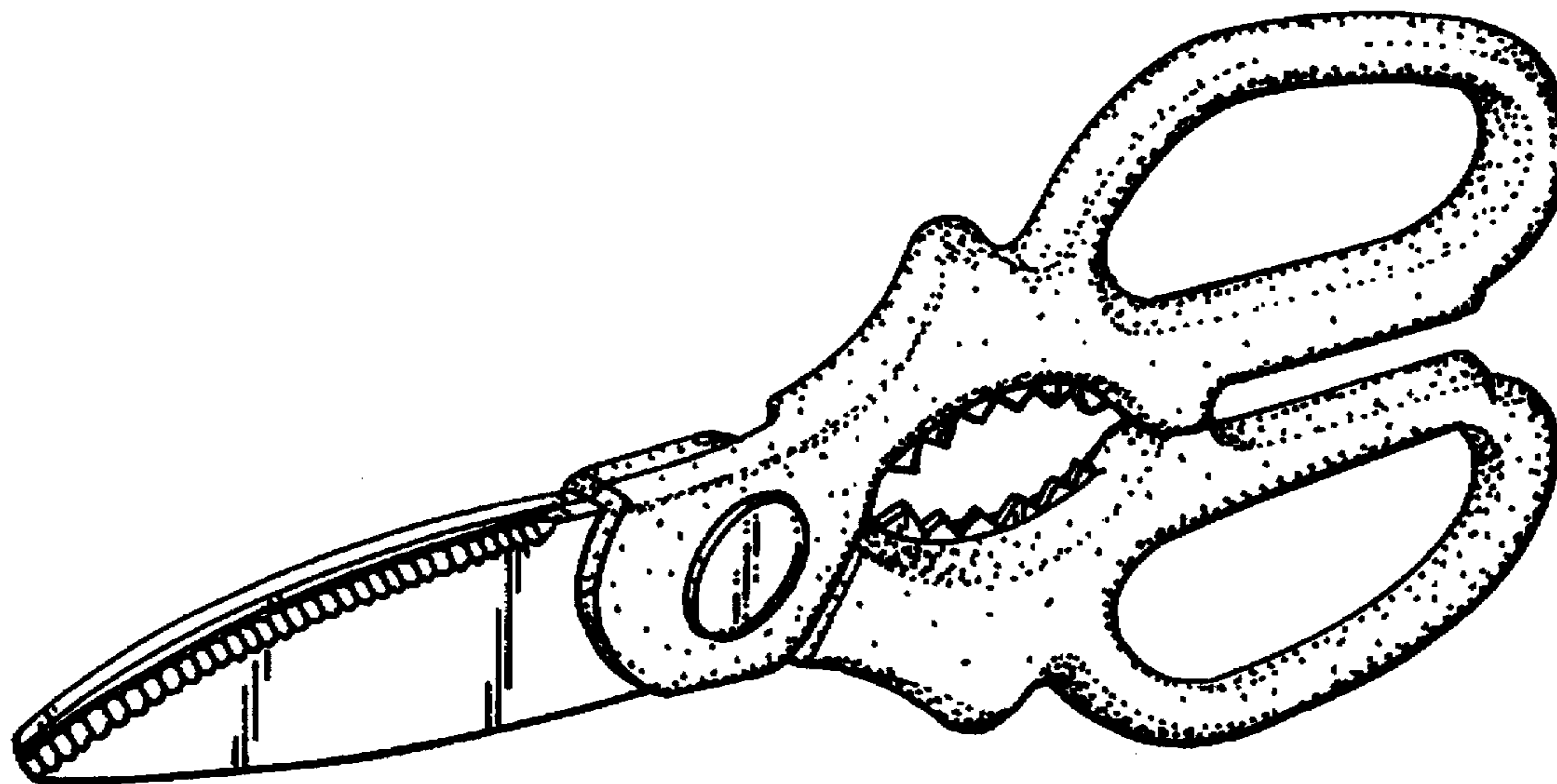
FIG. 4 is a right side elevational view thereof;

FIG. 5 is a bottom plan view thereof;

FIG. 6 is a rear elevational view thereof; and,

FIG. 7 is a left side elevational view thereof.

1 Claim, 1 Drawing Sheet



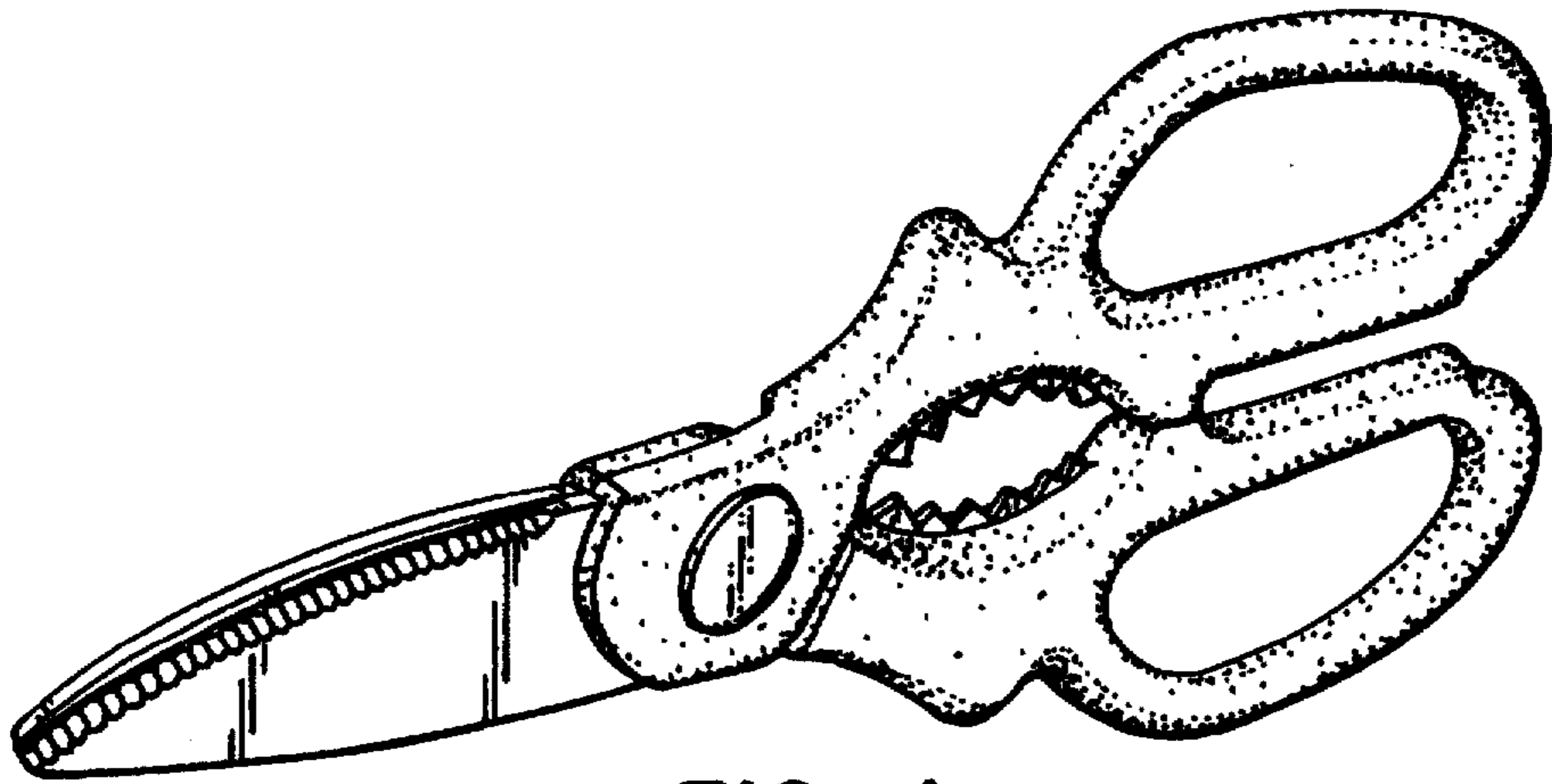


FIG. 1.




FIG. 2.



FIG. 3.

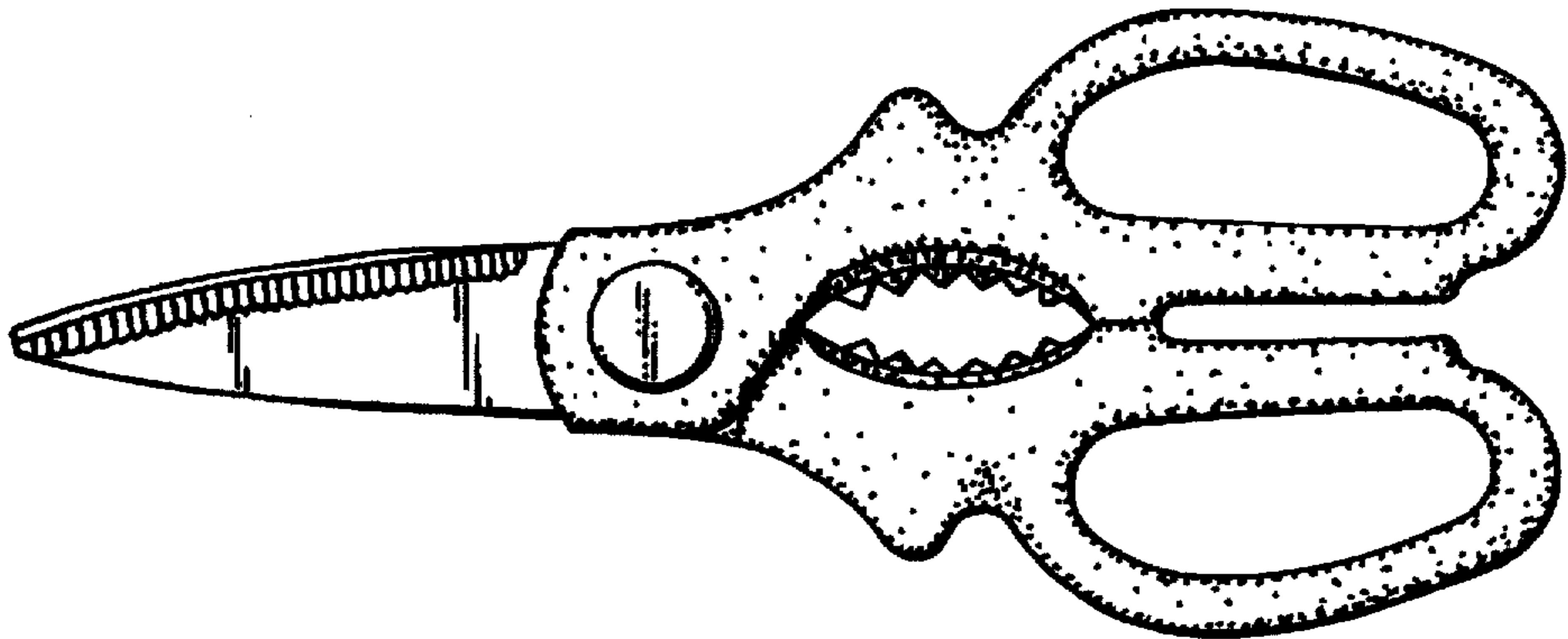


FIG. 4.




FIG. 5.



FIG. 6.

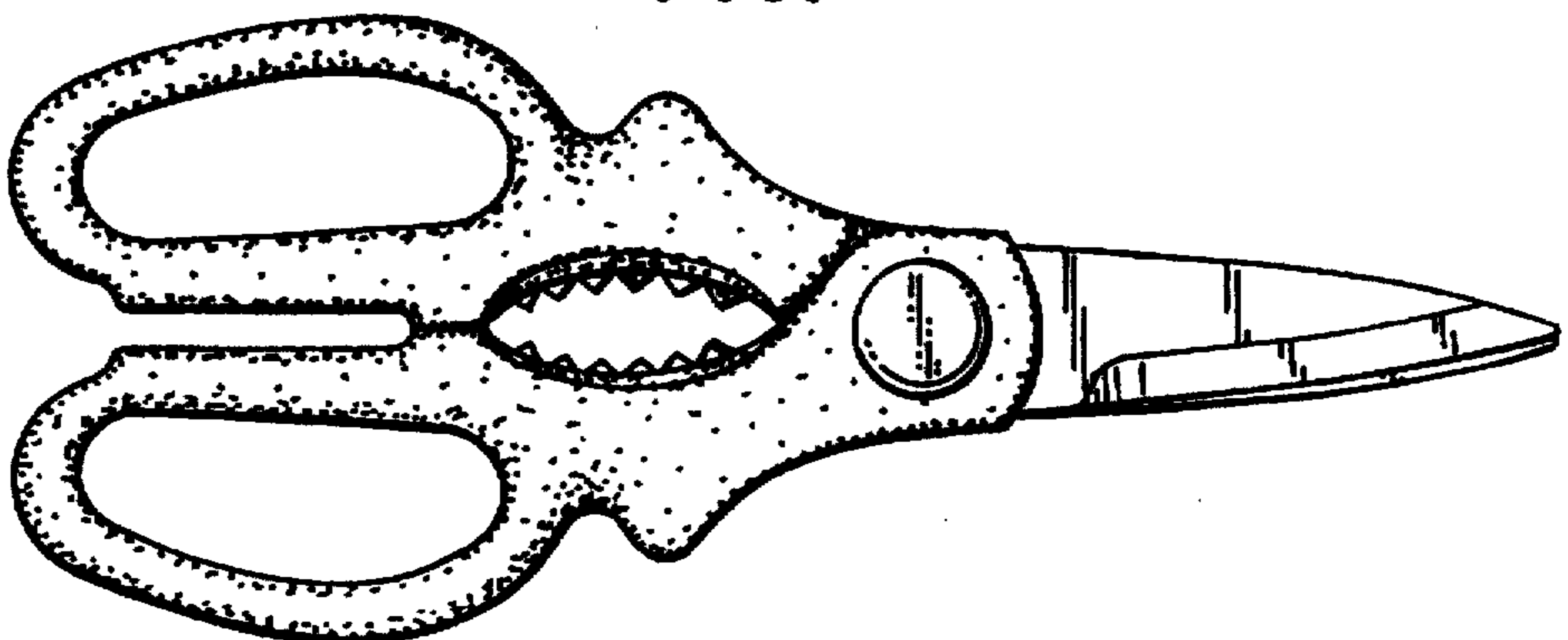


FIG. 7.