



US00D384256S

**United States Patent** [19]  
**Dijkstra**

[11] **Patent Number: Des. 384,256**  
[45] **Date of Patent: \*\*Sep. 30, 1997**

[54] **FOIL CUTTER**

D. 301,532 6/1989 Holterscheidt ..... D8/34  
2,588,096 3/1952 Eckenboy ..... 30/1.5  
2,896,317 7/1959 Vaive ..... 30/1.5

[75] **Inventor: Tjeerd Dijkstra, Leiderdorp, Netherlands**

[73] **Assignee: Pollyflame International B.V., Roelofarendsveen, Netherlands**

[\*\*] **Term: 14 Years**

[21] **Appl. No.: 39,453**

[22] **Filed: May 31, 1995**

[30] **Foreign Application Priority Data**

Jan. 4, 1995 [WO] WIPO ..... DM/031 736

[51] **LOC (6) Cl. .... 07-99**

[52] **U.S. Cl. .... D8/34**

[58] **Field of Search .... D8/18, 33, 34, D8/35, 38-43; 7/151, 152, 156; 30/1.5, 123**

[56] **References Cited**

**U.S. PATENT DOCUMENTS**

D. 289,361 4/1987 Powis, Jr. .... D8/18

*Primary Examiner*—Ted Shooman  
*Assistant Examiner*—Adir Aronovich  
*Attorney, Agent, or Firm*—Merchant, Gould, Smith, Edell, Welter & Schmidt, P.A.

[57] **CLAIM**

The ornamental design for a foil cutter, as shown and described.

**DESCRIPTION**

FIG. 1 is a perspective view of a foil cutter showing my new design;  
FIG. 2 is a front elevational view thereof;  
FIG. 3 is a rear elevational view thereof;  
FIG. 4 is a top plan view thereof;  
FIG. 5 is a bottom plan view thereof;  
FIG. 6 is a left side elevational view thereof; and,  
FIG. 7 is a right side elevational view thereof.

**1 Claim, 7 Drawing Sheets**




FIG. 1




FIG. 2




FIG. 3




FIG. 4




FIG. 5




FIG. 6




FIG. 7

