



US00D384242S

United States Patent [19]

Ancona et al.

[11] Patent Number: **Des. 384,242**

[45] Date of Patent: ****Sep. 30, 1997**

[54] **HANDLE FOR KITCHEN UTENSIL**

[75] Inventors: **Bruce Ancona; Jane Ancona; Mary Jenine deGuzman**, all of New York, N.Y.

[73] Assignee: **B. Via International Housewares, Inc.**, Englewood Cliffs, N.J.

[**] Term: **14 Years**

[21] Appl. No.: **48,672**

[22] Filed: **Jan. 11, 1996**

[51] LOC (6) Cl. **07-03**

[52] U.S. Cl. **D7/393; D7/395; D7/664**

[58] Field of Search **D7/393, 395, 664, D7/691, 649; D8/DIG. 4, DIG. 5, DIG. 7, 307, 317, 320, 303, 167; 16/110 R, 110 A; 220/912; 30/322**

[56] **References Cited**

U.S. PATENT DOCUMENTS

- D. 153,670 5/1949 Derham D7/395
- D. 157,679 3/1950 Hess D7/395
- D. 176,898 2/1956 Anderson D7/395 X
- D. 258,861 4/1981 Bratton et al. D8/303 X
- D. 273,076 3/1984 Bodfish D7/395

- D. 284,634 7/1986 Sumikama D7/393 X
- D. 298,503 11/1988 McCullough D7/395 X
- D. 319,164 8/1991 Rostuthar D7/395
- D. 326,793 6/1992 Ernster D7/395
- D. 353,513 12/1994 Kong D7/395
- 4,197,611 4/1980 Belleta D8/303 X

Primary Examiner—M. N. Pandozzi

Attorney, Agent, or Firm—Wolf, Greenfield & Sacks, P.C.

[57] **CLAIM**

The ornamental design for a handle for a kitchen utensil, as shown and described.

DESCRIPTION

FIG. 1 is a perspective view of the handle for kitchen utensil according to our new design;

FIG. 2 is a top plan view of the handle for kitchen utensil according to our new design;


FIG. 3 is a side elevational view as seen from the right side of FIG. 1, the left side elevational view being a mirror image thereof;

FIG. 4 is a bottom plan view thereof;

FIG. 5 is a rear elevational view as seen from the left side of FIG. 3; and,

FIG. 6 is a front elevational view as seen from the right side of FIG. 3.

1 Claim, 2 Drawing Sheets




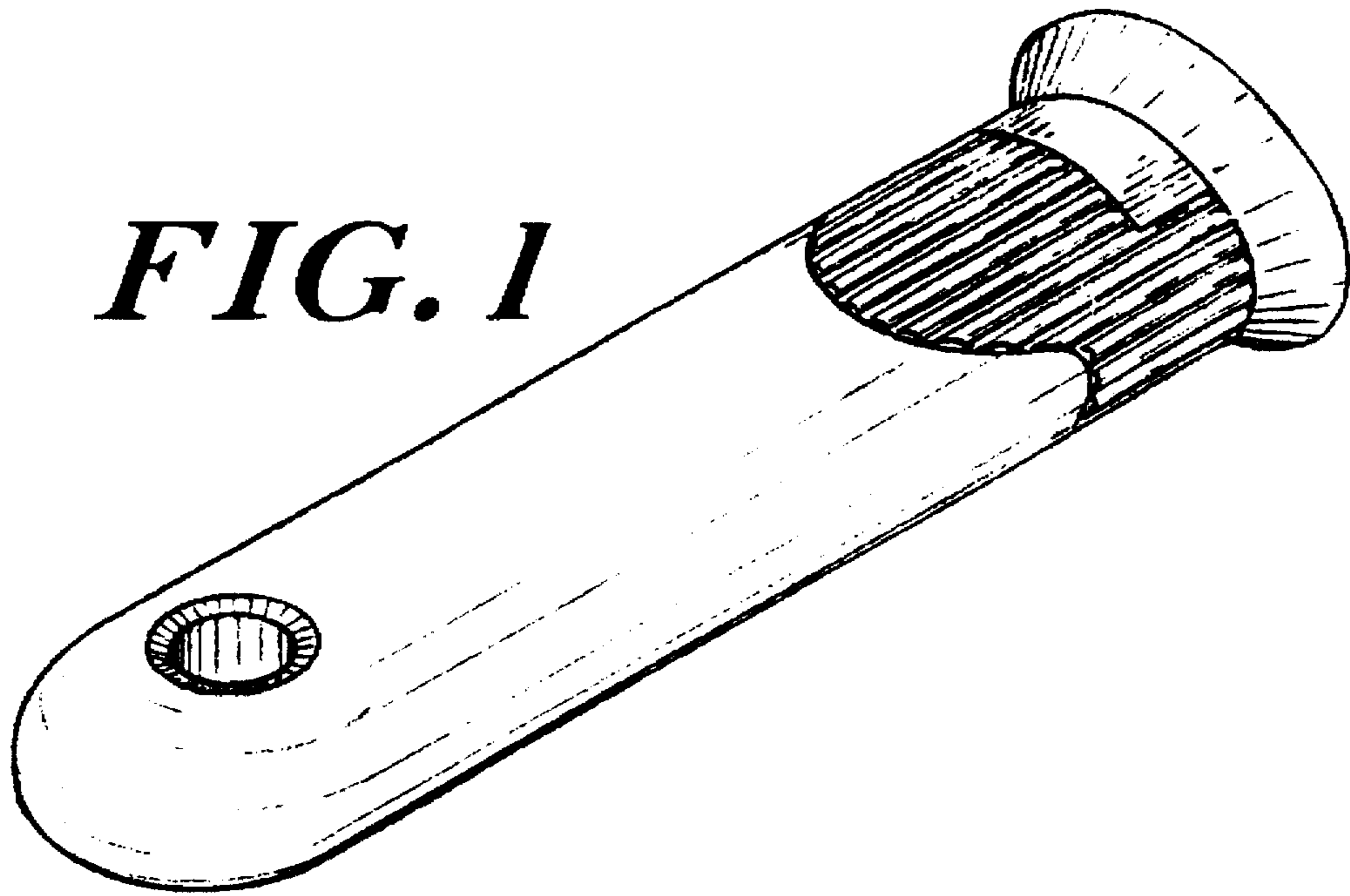


FIG. 2




FIG. 3




FIG. 4

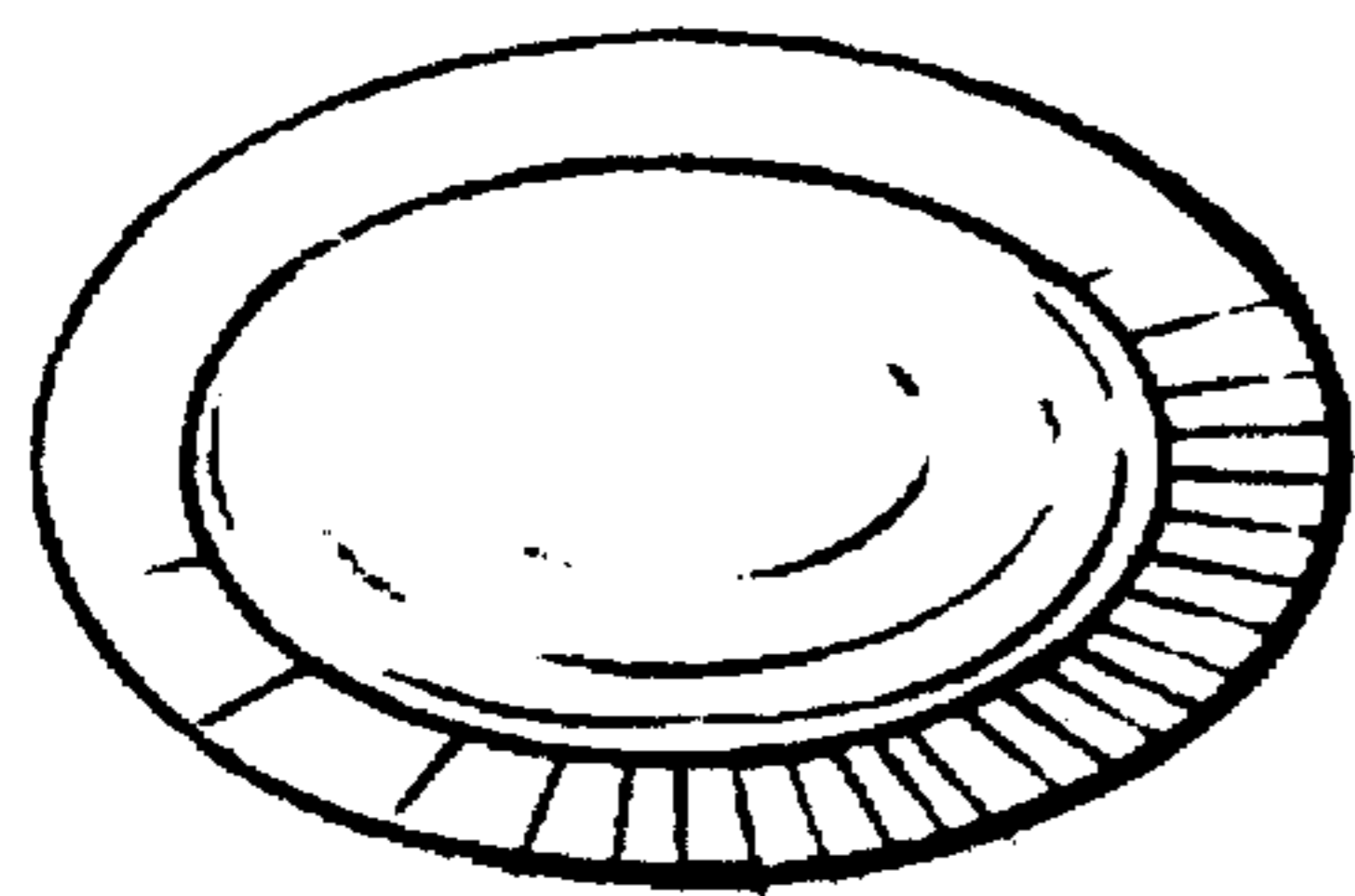


FIG. 5

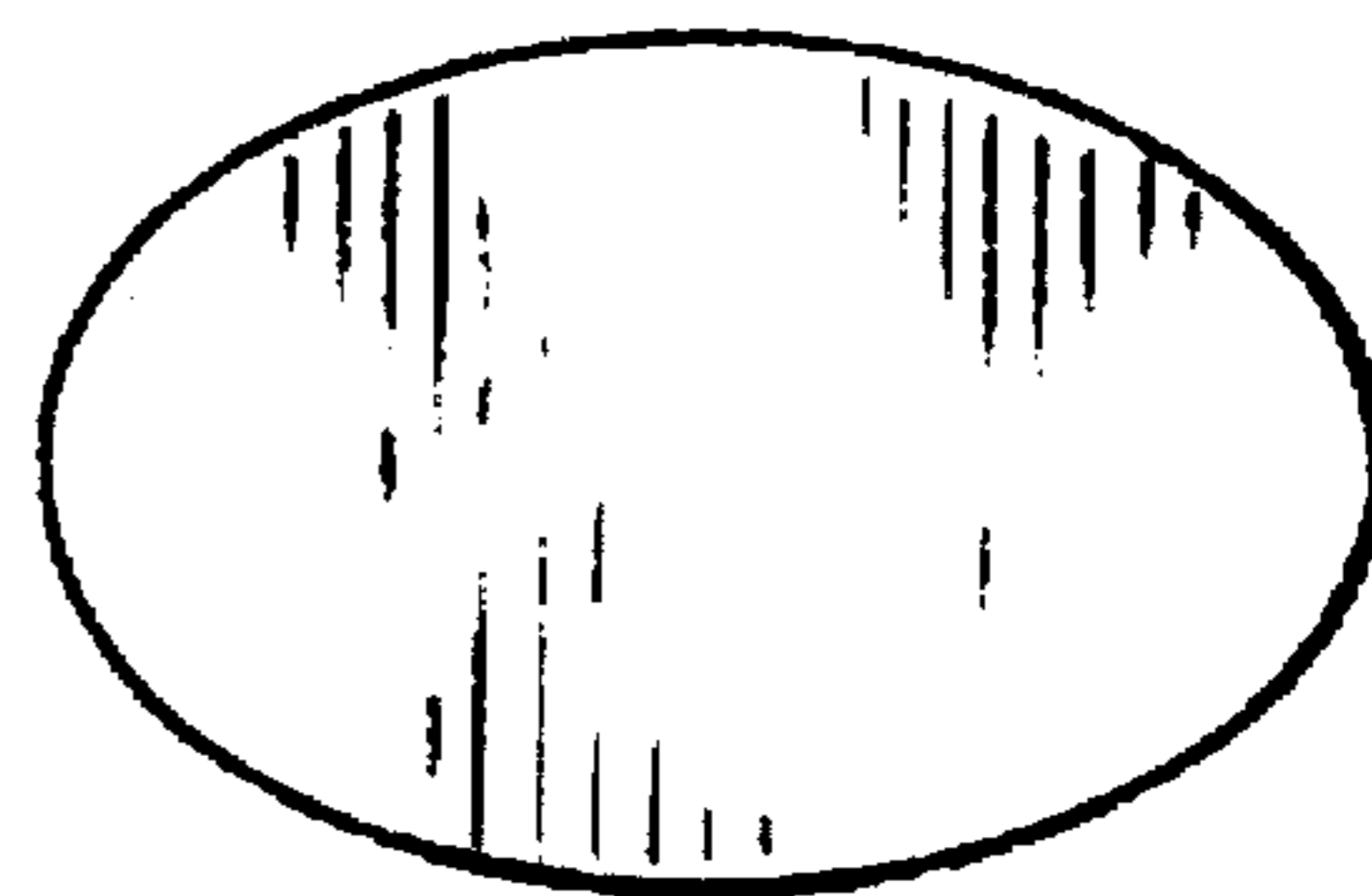


FIG. 6