

US00D384239S

# United States Patent [19] Wilsdorf

[11] Patent Number: **Des. 384,239**  
[45] Date of Patent: **\*\*Sep. 30, 1997**

[54] **COOKTOP**

[75] Inventor: **Gerd Wilsdorf, Olching, Germany**

[73] Assignee: **Bosch-Siemens Hausgeraete GmbH,  
Munich, Germany**

[\*\*] Term: **14 Years**

[21] Appl. No.: **11,860**

[22] Filed: **Aug. 16, 1993**

[30] **Foreign Application Priority Data**

Feb. 15, 1993 [DE] Germany ..... M 93 01 279.9

[51] LOC (6) Cl. .... **07-02**

[52] U.S. Cl. .... **D7/346**

[58] Field of Search ..... D7/339-341, 346-348;  
126/1 R, 39 B, 39 BA, 39 C, 39 E, 39 H,  
39 N, 39 J, 19 R, 211, 214 A, 214 B, 214 C,  
220-221, 273 R

[56] **References Cited**

**U.S. PATENT DOCUMENTS**

D. 267,770 2/1983 Fischer ..... D7/346

D. 277,448	2/1985	Vetter et al. ....	D7/346
D. 277,449	2/1985	Vetter et al. ....	D7/346
2,521,936	9/1950	Mueller .....	126/214 R
5,261,387	11/1993	Gressenich .....	126/214 R
5,281,131	1/1994	Goldstein .....	126/39 J
5,357,079	10/1994	Henry et al. ....	126/211

*Primary Examiner*—Ruth McInroy  
*Attorney, Agent, or Firm*—Herbert L. Lerner; Laurence A. Greenberg

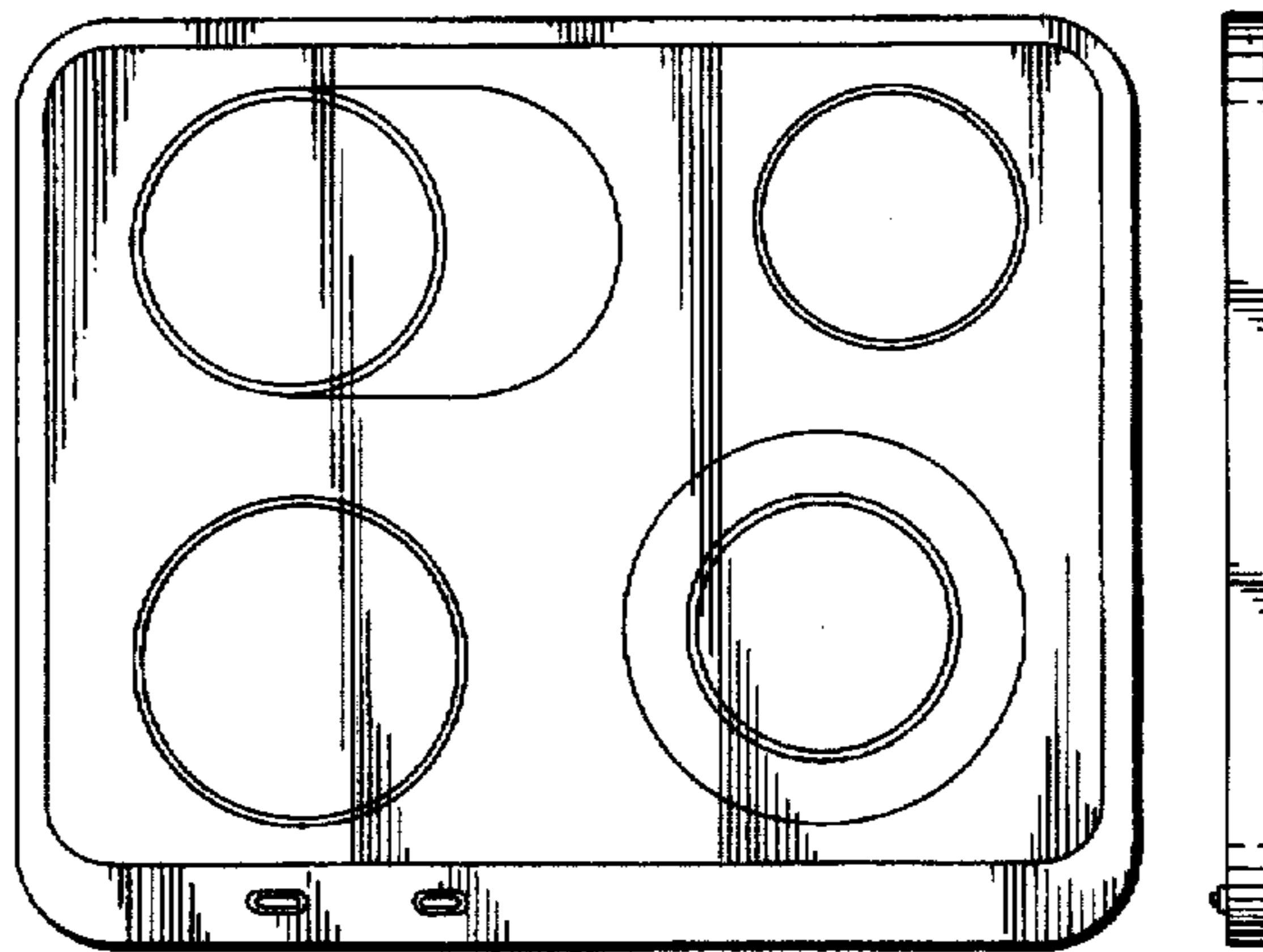
[57] **CLAIM**

The ornamental design for a cooktop, as shown and described.

**DESCRIPTION**

FIG. 1 is a top-plan view of a cooktop showing my new design;  
FIG. 2 is a right-side view thereof;  
FIG. 3 is a front-elevational view thereof;  
FIG. 4 is a bottom-plan view thereof; and,  
FIG. 5 is a top-plan view of a second embodiment thereof, of which the side, front and bottom views are identical to FIGS. 2-4.

**1 Claim, 2 Drawing Sheets**



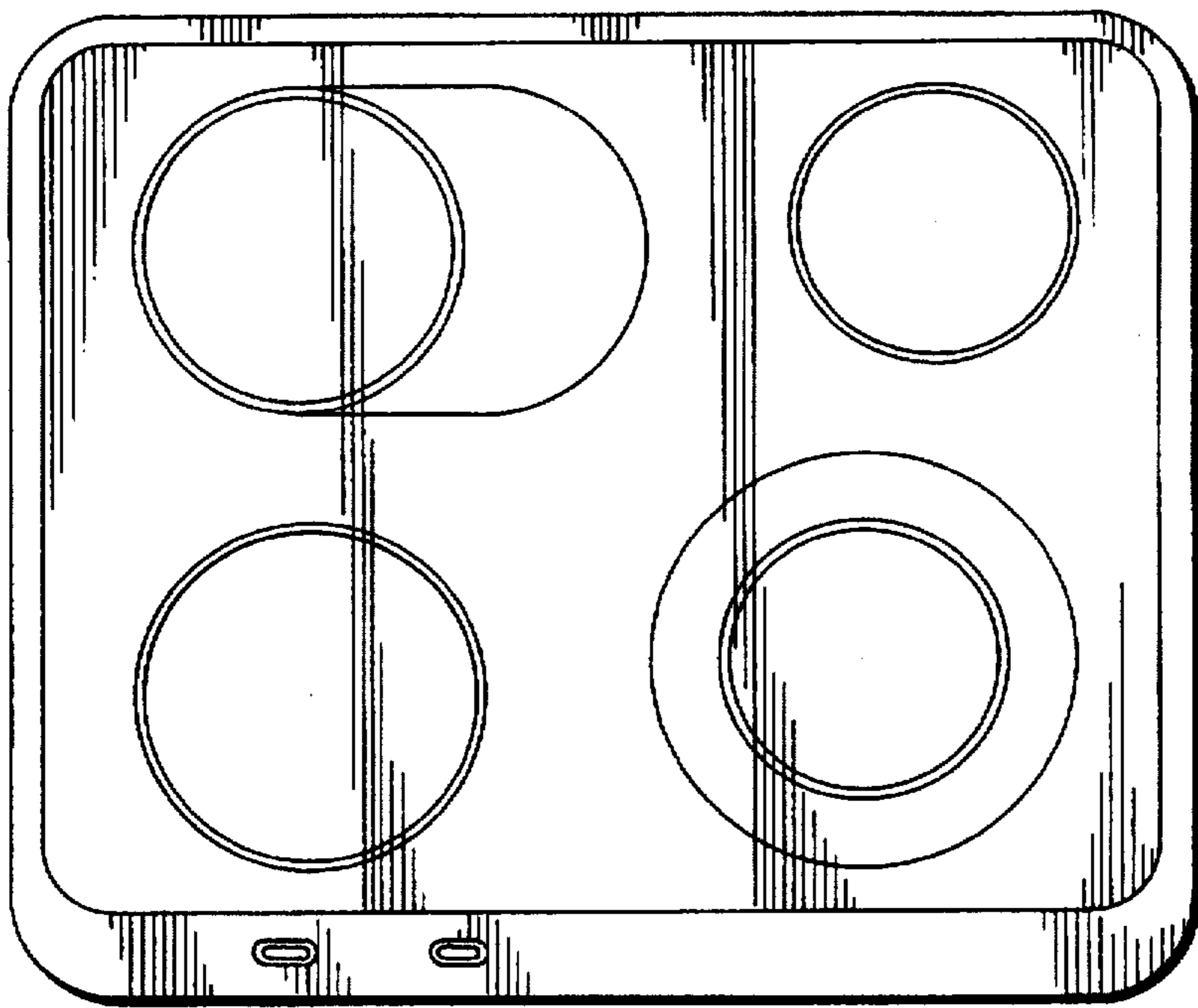


Fig. 1



Fig. 2



Fig. 3




Fig. 4




Fig. 5