



US00D384236S

United States Patent [19]

Douer

[11] Patent Number: Des. 384,236

[45] Date of Patent: **Sep. 30, 1997

[54] UNIQUE HIGH QUALITY SHAKER

D. 283,011 3/1986 Moloney et al. D9/556

[76] Inventor: Morris L. Douer, P.O. Box 230-244
Gravesend Station, Brooklyn, N.Y.
11223

[**] Term: 14 Years

[21] Appl. No.: 45,720

[22] Filed: Oct. 27, 1995

Related U.S. Application Data

[63] Continuation-in-part of Ser. No. 24,978, Jun. 24, 1994, Pat. No. Des. 364,566.

[51] LOC (6) Cl. 07-01

[52] U.S. Cl. D7/300.1

[58] Field of Search D7/300.1, 392.1,
D7/510, 511, 531; D9/434, 435, 440, 447,
452, 454, 499, 546, 556, 559, 569; 215/224,
316; 220/306

[56] References Cited

U.S. PATENT DOCUMENTS

- D. 153,301 4/1949 Menkin D9/452
- D. 170,840 11/1953 Tupper D7/300.1
- D. 185,780 8/1959 Tupper D7/300.1

OTHER PUBLICATIONS

- Diet-Rite Cola cup, *Vend Magazine*, Apr. 15, 1967, advertisement on p. 35.
- Shaker in Kentucky Tavern whiskey ad, *House Beautiful*, Apr. 1947, p. 178.
- Mustard/Pickle jar #C-798, *Owens Illinois Glass Co. Catalog*; p. F-70.
- Preserves jar #C-49, *Owens Illinois Glass Co. Catalog*, p. F-15.

Primary Examiner—James Gandy
Assistant Examiner—Robert M. Spear

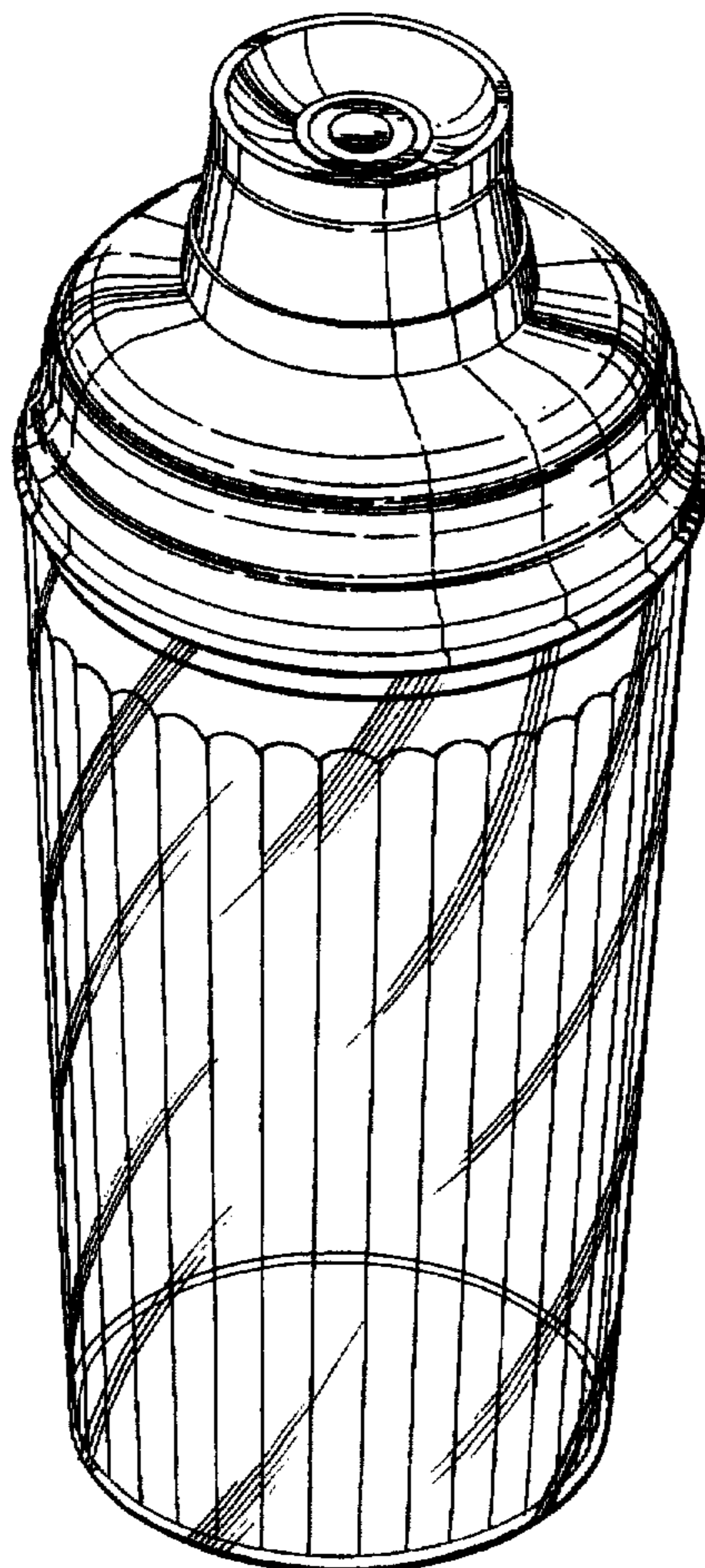
[57] CLAIM

The ornamental design for a unique high quality shaker, as shown and described.

DESCRIPTION

FIG. 1 is an isometric view of a unique high quality shaker, showing my new design;
FIG. 2 is a top plan view thereof;
FIG. 3 is a bottom plan view thereof; and,
FIG. 4 is a side elevational view thereof, the opposite side view being identical thereto.

1 Claim, 2 Drawing Sheets



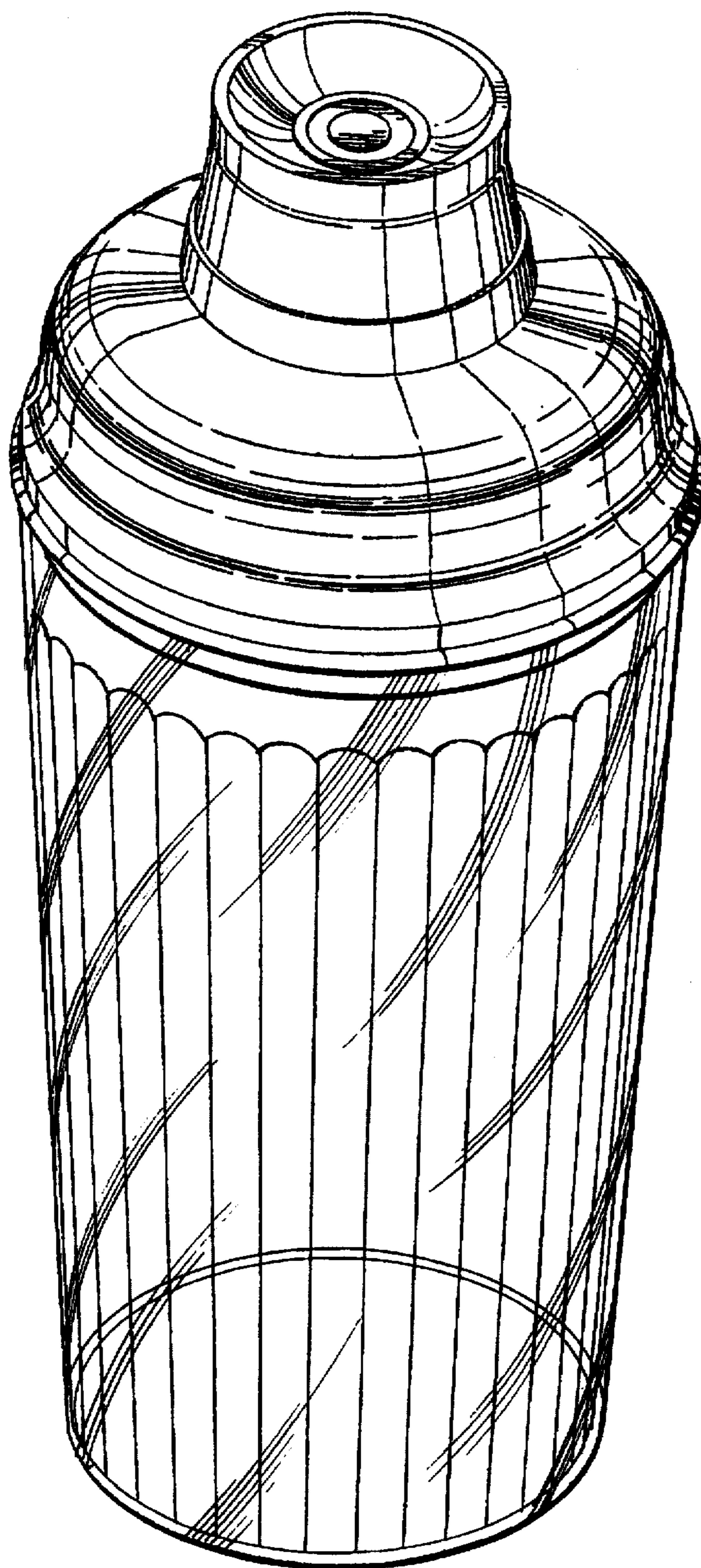


Fig. 1.

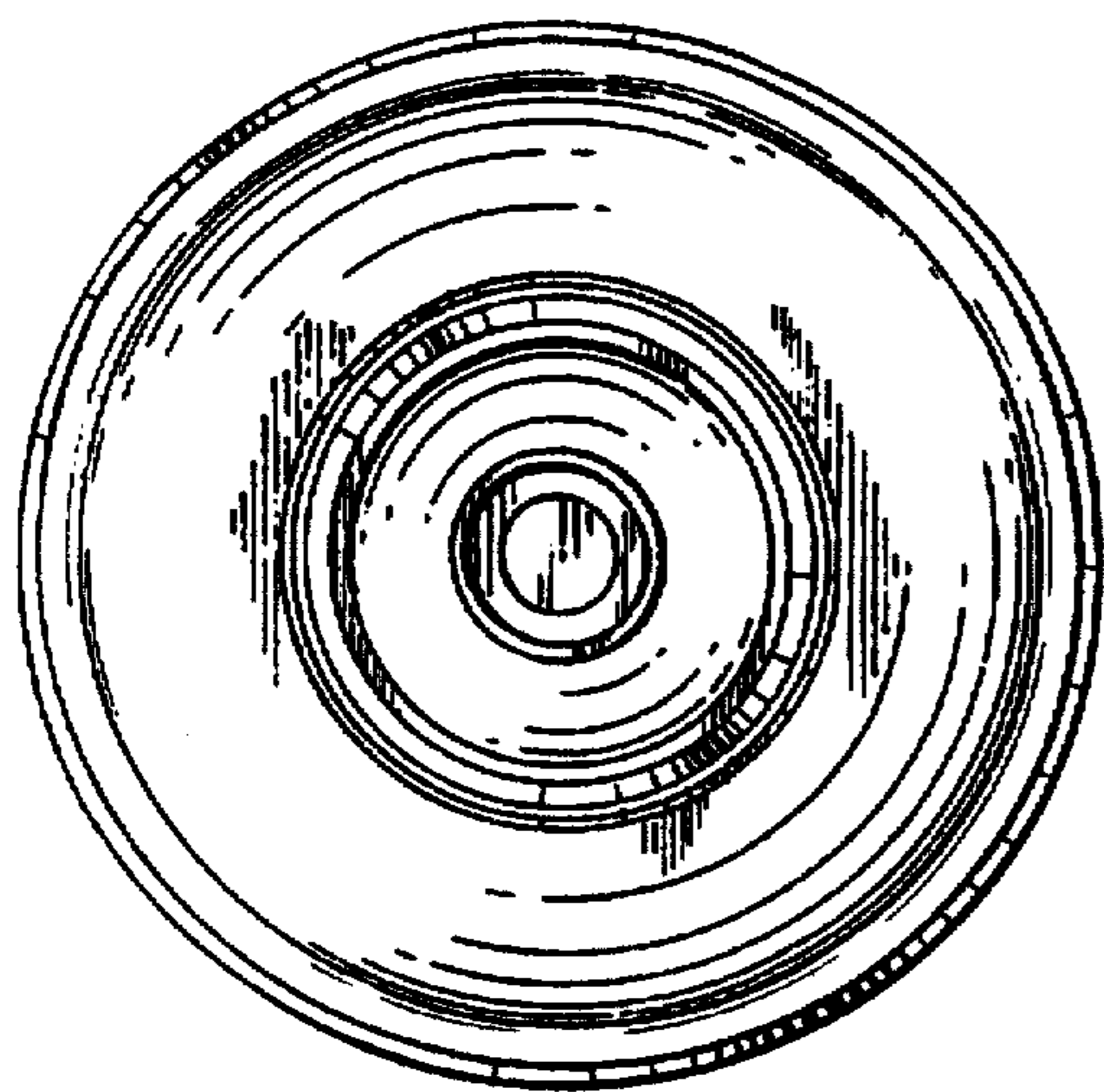


Fig. 2.




Fig. 3.

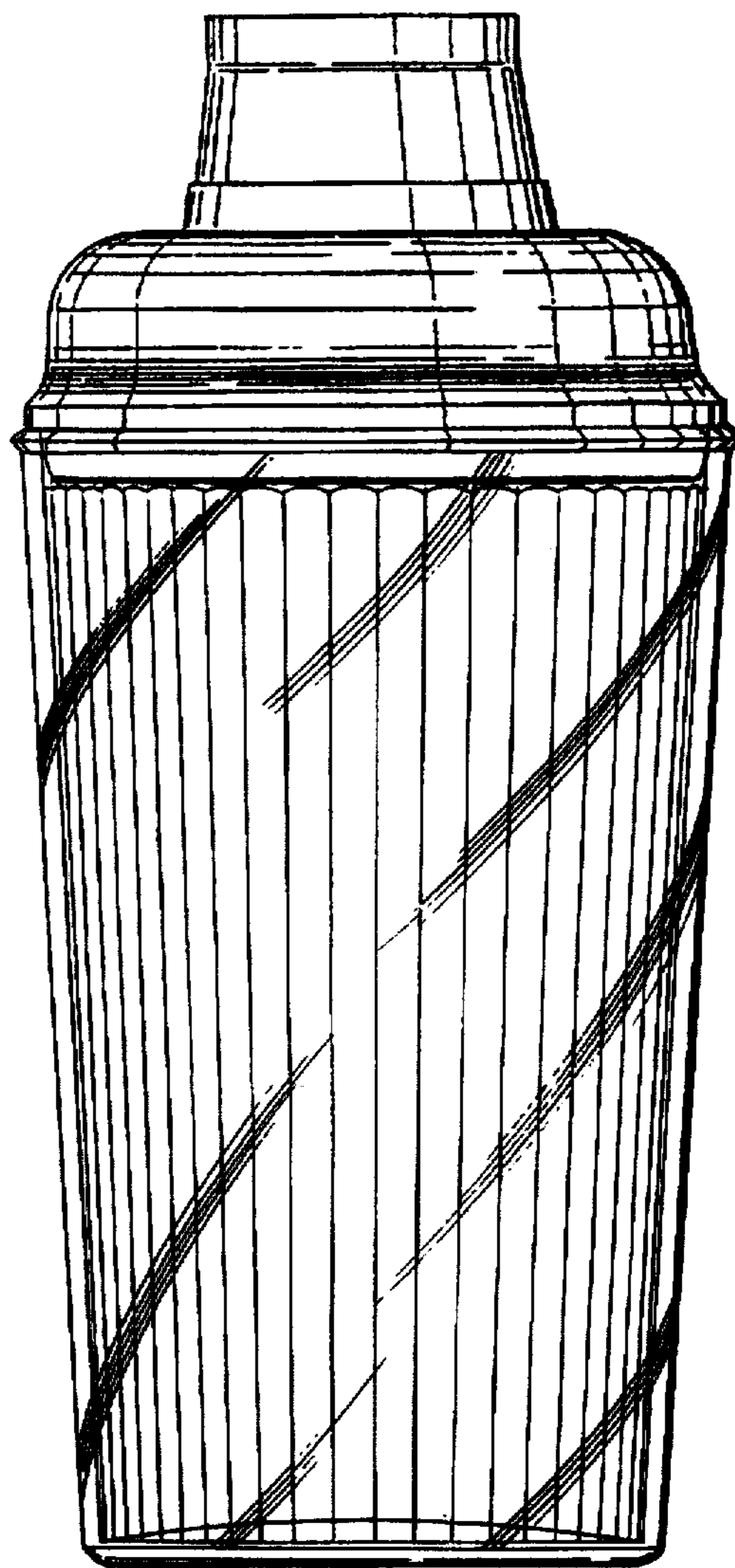


Fig. 4.