



US00D384209S

United States Patent [19] Driggers

[11] Patent Number: **Des. 384,209**
[45] Date of Patent: *****Sep. 30, 1997**

[54] **MITT FOR APPLYING PAINT**
[75] Inventor: **Susan Goans Driggers, Lilburn, Ga.**
[73] Assignee: **Plaid Enterprises, Inc., Norcross, Ga.**
[*] Notice: The portion of the term of this patent subsequent to May 13, 2011, has been disclaimed.
[**] Term: **14 Years**

[21] Appl. No.: **49,203**
[22] Filed: **Jan. 19, 1996**
[51] LOC (6) CL **04-04**
[52] U.S. Cl. **D4/137; D28/63; D32/40**
[58] Field of Search **D4/137; D28/63; D32/40, 43, 42; 15/104.94, 210.5, 227, 244.1, 244.4; D2/610, 619, 622; D29/113, 118; 2/161.6, 161.8**

[56] **References Cited**
U.S. PATENT DOCUMENTS
D. 356,195 3/1995 Krueger et al. D4/137 X
1,469,029 9/1923 Underwood et al. D32/40 X
2,101,027 12/1937 Karger 15/227
2,498,980 2/1950 Bowling et al. 101/327
2,505,409 4/1950 Kirchner 15/227
2,651,071 9/1953 Dyer et al. 15/227
2,863,245 12/1958 Knapp, Jr. 41/5.5
3,176,338 4/1965 Homburger 15/509

3,648,652 3/1972 Katzman et al. 118/323
3,701,604 10/1972 Holroyd 401/7
3,883,897 5/1975 Lefkowitz et al. 2/161 R
3,885,249 5/1975 De Brabander 2/161.6 X
4,996,735 3/1991 Blankenship 15/210 R
5,127,976 7/1992 McLeish 156/242
5,134,746 8/1992 William 15/227

OTHER PUBLICATIONS

Brochure describing "Duramitt"; Advanced Mittworks, Inc.; believed to be published prior to Jan. 19, 1995.

Primary Examiner—Brian N. Vinson
Assistant Examiner—Lavone Tabor
Attorney, Agent, or Firm—Louis T. Isaf; Isaf, Vaughan & Kerr

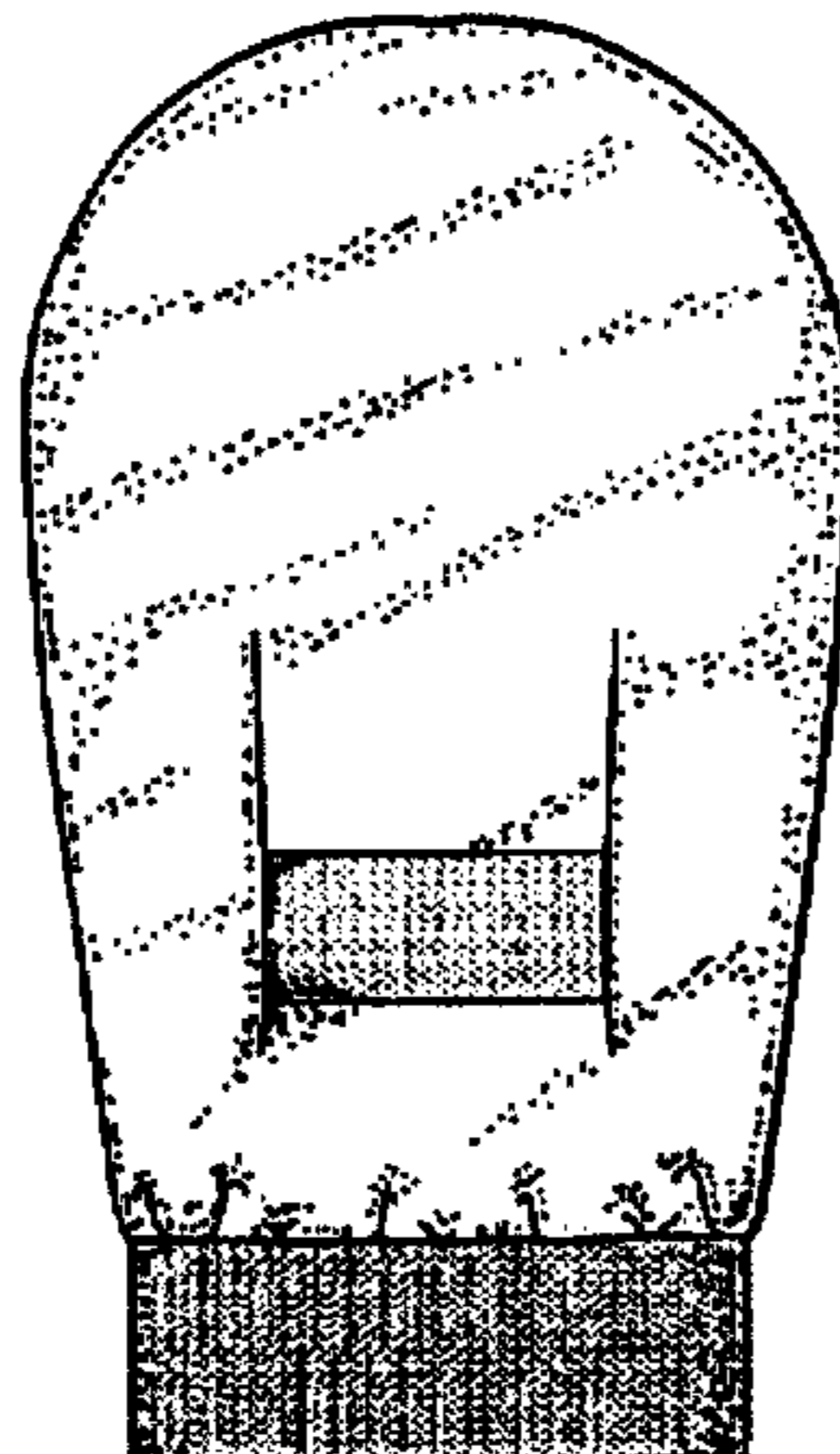

[57] CLAIM

The ornamental design for a mitt for applying paint, as shown and described.

DESCRIPTION

FIG. 1 is a perspective view of a mitt for applying paint, showing my new design;
FIG. 2 is a left side elevational view thereof;
FIG. 3 is a right side elevational view thereof;
FIG. 4 is a front elevational view thereof;
FIG. 5 is a rear elevational view thereof;
FIG. 6 is a bottom plan view thereof; and,
FIG. 7 is a top plan view thereof.

1 Claim, 1 Drawing Sheet



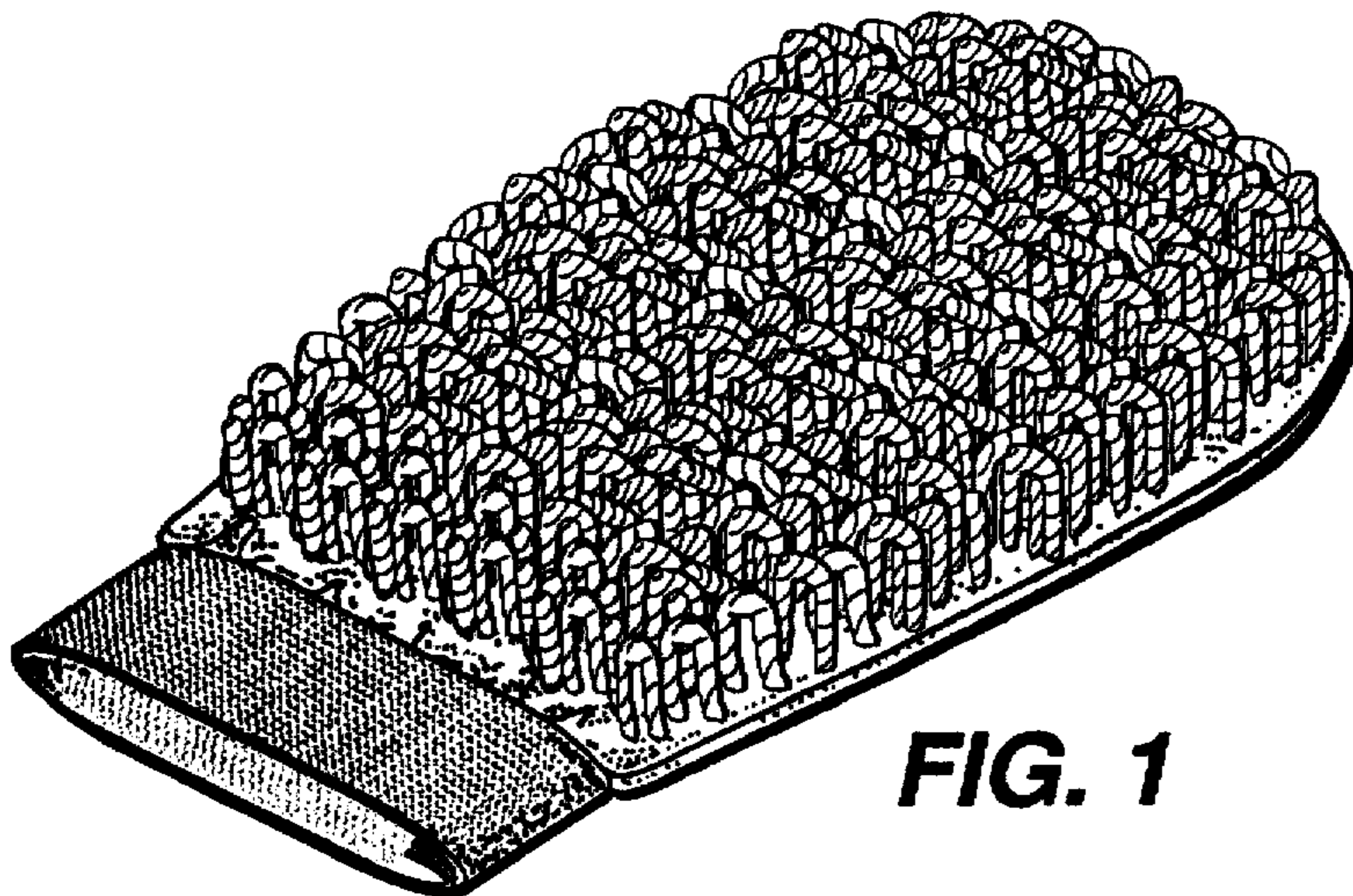


FIG. 1



FIG. 2




FIG. 4

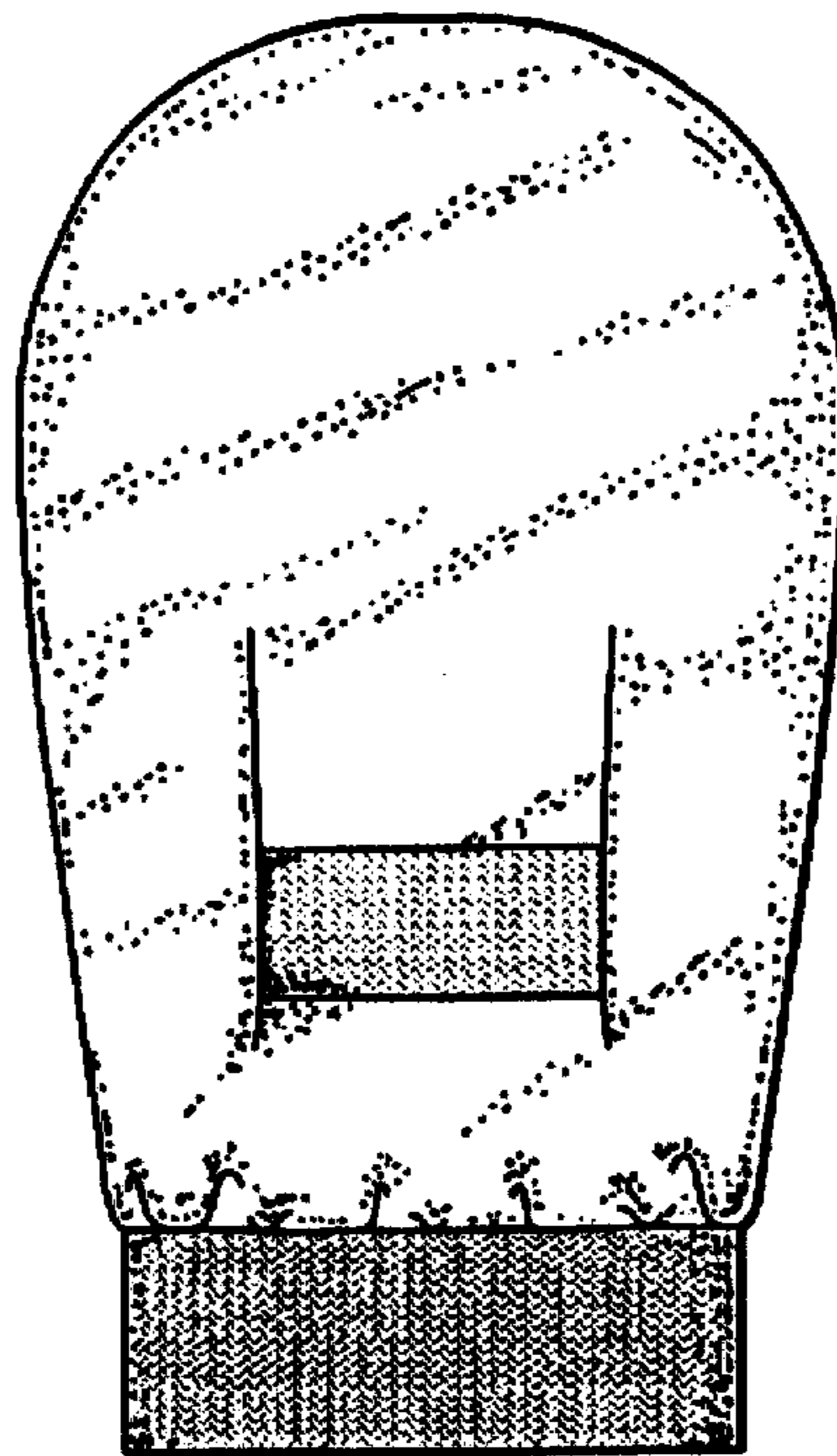


FIG. 5

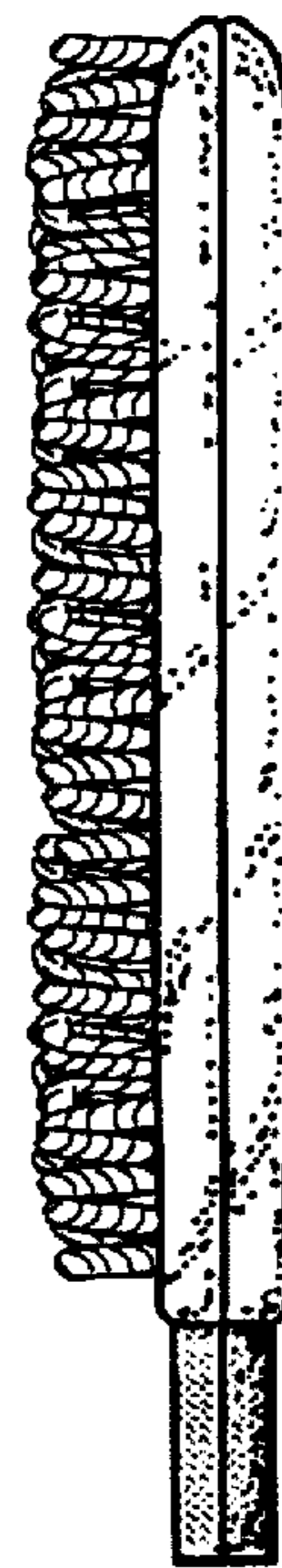


FIG. 3

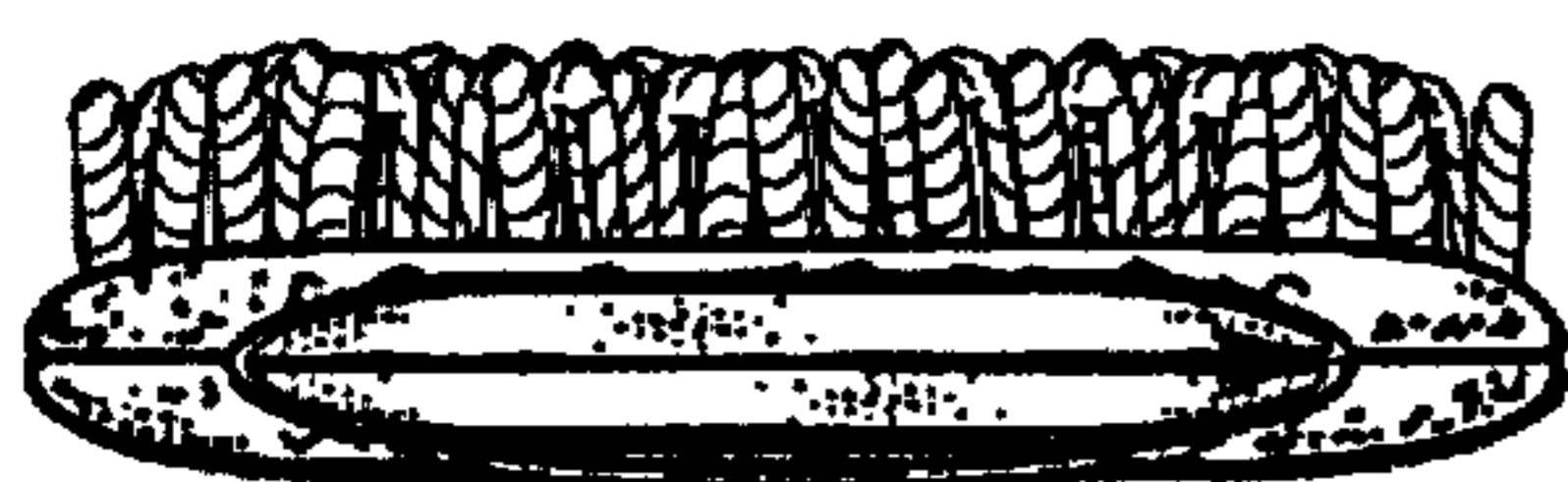


FIG. 6



FIG. 7